

(12) INTERNATIONAL APPLICATION PUBLISHED UNDER THE PATENT COOPERATION TREATY (PCT)

(19) World Intellectual Property
Organization
International Bureau



(10) International Publication Number
WO 2016/065136 A1

(43) International Publication Date
28 April 2016 (28.04.2016)

(51) International Patent Classification:

C08G 61/12 (2006.01) C07D 333/10 (2006.01)
C07D 333/06 (2006.01)

(21) International Application Number:

PCT/US2015/056895

(22) International Filing Date:

22 October 2015 (22.10.2015)

(25) Filing Language:

English

(26) Publication Language:

English

(30) Priority Data:

62/122,480 22 October 2014 (22.10.2014) US

(72) Inventor; and

(71) Applicant : YAN, He [US/CN]; Department of Chemistry, Hong Kong University, of Science and Technology, Academic Building, Room 4512 (via Lift 25, 26), Clear Water Bay, Kowloon, Hong Kong (CN).

(72) Inventor: HU, Huawei; No.99 Yanxiang Road, Center for Applied Chemical, Research, Frontier Institute of Science and, Technology, Xian Jiaotong University, Xi'an, 710049 (CN).

(74) Agent: KING, Justin; WPAT, P.C., 8230 Boone Blvd., Suite 405, Vienna, VA 22182 (US).

(81) Designated States (unless otherwise indicated, for every

kind of national protection available): AE, AG, AL, AM, AO, AT, AU, AZ, BA, BB, BG, BH, BN, BR, BW, BY, BZ, CA, CH, CL, CN, CO, CR, CU, CZ, DE, DK, DM, DO, DZ, EC, EE, EG, ES, FI, GB, GD, GE, GH, GM, GT, HN, HR, HU, ID, IL, IN, IR, IS, JP, KE, KG, KN, KP, KR, KZ, LA, LC, LK, LR, LS, LU, LY, MA, MD, ME, MG, MK, MN, MW, MX, MY, MZ, NA, NG, NI, NO, NZ, OM, PA, PE, PG, PH, PL, PT, QA, RO, RS, RU, RW, SA, SC, SD, SE, SG, SK, SL, SM, ST, SV, SY, TH, TJ, TM, TN, TR, TT, TZ, UA, UG, US, UZ, VC, VN, ZA, ZM, ZW.

(84) Designated States (unless otherwise indicated, for every

kind of regional protection available): ARIPO (BW, GH, GM, KE, LR, LS, MW, MZ, NA, RW, SD, SL, ST, SZ, TZ, UG, ZM, ZW), Eurasian (AM, AZ, BY, KG, KZ, RU, TJ, TM), European (AL, AT, BE, BG, CH, CY, CZ, DE, DK, EE, ES, FI, FR, GB, GR, HR, HU, IE, IS, IT, LT, LU, LV, MC, MK, MT, NL, NO, PL, PT, RO, RS, SE, SI, SK, SM, TR), OAPI (BF, BJ, CF, CG, CI, CM, GA, GN, GQ, GW, KM, ML, MR, NE, SN, TD, TG).

Published:

— with international search report (Art. 21(3))



WO 2016/065136 A1

(54) Title: CONJUGATED POLYMERS BASED ON TERTHIOPHENE AND THEIR APPLICATIONS

(57) Abstract: Disclosed are conjugated polymers based on terthiophene. Such polymers exhibit good solubility and great solution processibility, and that enable highly efficient OPVs.

CONJUGATED POLYMERS BASED ON TERTHIOPHENE AND THEIR APPLICATIONS

CROSS REFERENCE TO RELATED APPLICATIONS

[0001] This application claims priority to and the benefit of U.S. Provisional Patent Application Ser. No. 62/122,480, filed on Oct. 22, 2014, the disclosure of which is incorporated by reference in its entirety.

BACKGROUND OF THE INVENTION

1. Field of the Invention

[0002] The present invention relates to novel polymer, methods for their preparation and intermediates used therein, the use of formulations as semiconductor in organic electronic (OE) devices, especially in organic photovoltaic (OPV) and organic field-effect transistor (OFET) devices, and to OE and OPV devices made from these formulations.

2. Description of the Prior Art

[0003] In recent years there has been growing interest in the use of organic semiconductors, including conjugated polymers, for various electronic applications.

[0004] One particular area of importance is the field of organic photovoltaics (OPV). Organic semiconductors (OSCs) have found use in OPV as they allow devices to be manufactured by solution-processing techniques such as spin casting and printing. Solution processing can be carried out cheaper and on a larger scale compared to the evaporative techniques used to make inorganic thin film devices. State-of-the-art OPV cells consist of a blend film of a conjugated polymer and a fullerene derivative, which function as electron donor

and electron acceptor, respectively. In order to achieve highly efficient OPVs, it is important to optimize both the polymer (donor) and fullerene (acceptor) components and to find a material combination yielding an optimal BHJ morphology that supports efficient exciton harvesting and charge transport properties. Recent improvements in the efficiencies of single-junction OPVs (efficiency ~8-9%) have largely been due to the development of low-band-gap polymers, which are defined as polymers with an absorption onset at least 750nm or more and with a band-gap of 1.65eV or less. (For example, a low-performance OPV polymer, P3HT, (bandgap ~ 1.9eV) is not considered the state-of-the-art polymers for OPVs.)

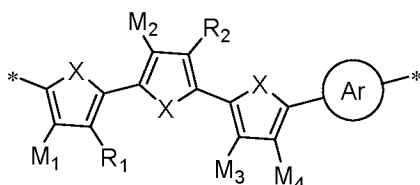
[0005] The low-band-gap polymer materials and the polymer/fullerene formulations that have been suggested in prior art for use in OPVs do still suffer from certain drawbacks. High-efficiency (>8%) OPVs can be achieved using many different low-band-gap polymers, which, however, are all constraint to use with a specific fullerene, PC₇₁BM, which is extremely expensive (\$325/100mg) and commercially unacceptable and which contains three isomers that are practically impossible to separate. Prior art indicated that the morphology and thus performance of the reported high-efficiency low-band-gap polymers are sensitive to the choice of fullerenes. Replacing PC₇₁BM with another (cheaper) fullerene derivative, such as PC₆₁BM, or other non-PCBM fullerene, decreases the OPV efficiencies from 9.2% to 6-7%. To date, the progress in OPVs is “one-dimensional” from a materials perspective, with the emergence of many low band-gap donor polymers but with PC₇₁BM being the dominant fullerene acceptor. The development of polymer/fullerene material systems whose morphology is insensitive to the choice of fullerene significantly increases the degrees of freedom in optimizing polymer/fullerene combinations and in exploring many different fullerene derivatives to achieve the best OPV performance.

SUMMARY OF THE INVENTION

[0006] In order to overcome the drawbacks of prior arts, the present invention provides various embodiments described below.

[0007] In certain embodiment, a conjugated polymer containing 5 or more repeating units of Formula (I) is provided:

Formula (I)



wherein:

Ar is an aromatic unit that is not thiophene;

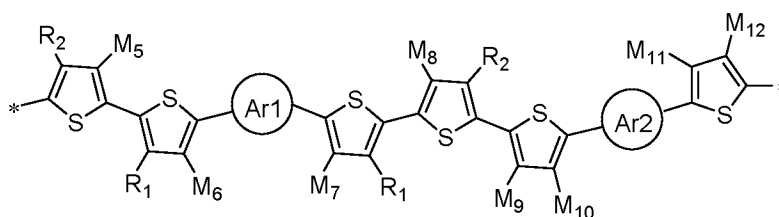
X is S or Se;

M₁, M₂, M₃, M₄ are independently selected from H or F; and

R₁ and R₂ are independently selected from straight-chain, branched or cyclic alkyl groups with 2-40 C atoms, in which one of more non-adjacent C atoms are optionally replaced by - O - , - S - , - C(O) - , - C(O -) - O - , - O - C(O) - , - O - C(O) - O - , - CR₀=CR₀₀ - or - C≡C - and in which one or more H atoms are optionally replaced by F, Cl, Br, I or CN, or denote aryl, heteroaryl, aryloxy, heteroaryloxy, arylcarbonyl, heteroarylcarbonyl, arylcarbonyloxy, heteroarylcarbonyloxy, aryloxy carbonyl or heteroaryloxy carbonyl having 4 to 30 ring atoms that is unsubstituted or substituted by one or more non-aromatic groups.

[0008] In certain embodiment, a conjugated polymer containing 5 or more repeating units of Formula (II) is provided:

Formula (II)



wherein Ar1 and Ar2 are aromatic units that are not thiophene;

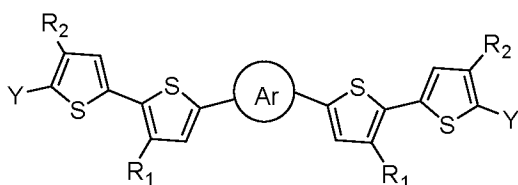
M₅, M₆, M₇, M₈, M₉, M₁₀, M₁₁, M₁₂ are independently selected from H or F; and

R₁ and R₂ are independently selected from straight-chain, branched or

cyclic alkyl groups with 2-40 C atoms, in which one of more non-adjacent C atoms are optionally replaced by - O - , - S - , - C(O) - , - C(O -) - O - , - O - C(O) - , - O - C(O) - O - , - CR₀=CR₀₀ - or - C≡C - and in which one or more H atoms are optionally replaced by F, Cl, Br, I or CN, or denote aryl, heteroaryl, aryloxy, heteroaryloxy, arylcarbonyl, heteroarylcarbonyl, arylcarbonyloxy, heteroarylcarbonyloxy, aryloxycarbonyl or heteroaryloxycarbonyl having 4 to 30 ring atoms that is unsubstituted or substituted by one or more non-aromatic groups.

[0009] In certain embodiment, a monomer for forming the above-mentioned conjugated polymer, with Formula (III) is provided:

Formula (III)

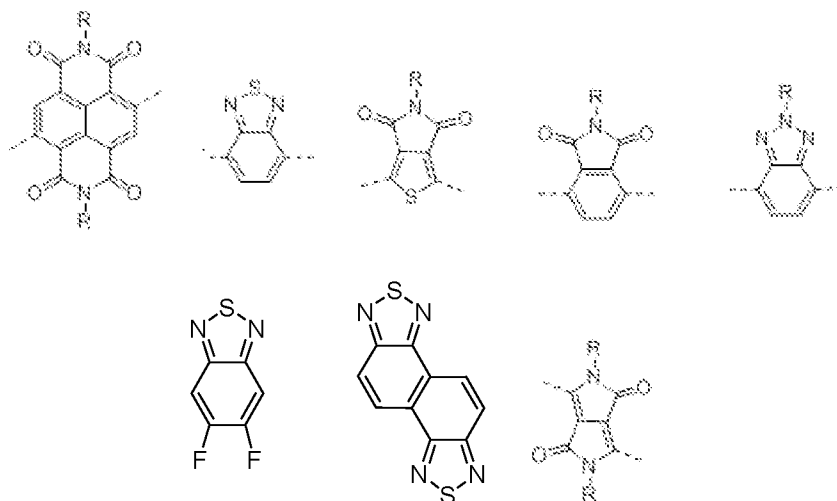


wherein Ar is an aromatic unit that is not thiophene;

Y is Br or I;

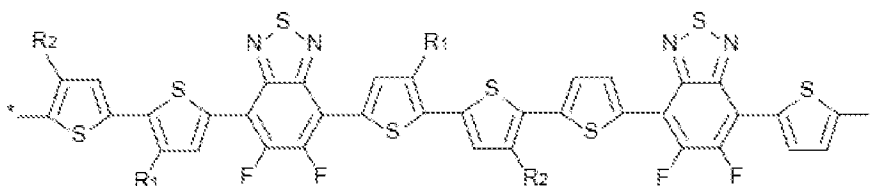
R₁ and R₂ are independently selected from straight-chain, branched or cyclic alkyl groups with 2-40 C atoms, in which one of more non-adjacent C atoms are optionally replaced by - O - , - S - , - C(O) - , - C(O -) - O - , - O - C(O) - , - O - C(O) - O - , - CR₀=CR₀₀ - or - C≡C - and in which one or more H atoms are optionally replaced by F, Cl, Br, I or CN, or denote aryl, heteroaryl, aryloxy, heteroaryloxy, arylcarbonyl, heteroarylcarbonyl, arylcarbonyloxy, heteroarylcarbonyloxy, aryloxycarbonyl or heteroaryloxycarbonyl having 4 to 30 ring atoms that is unsubstituted or substituted by one or more non-aromatic groups; and

Ar is selected from:



[0010] In certain embodiment, a conjugated polymer containing 5 or more repeating units of Formula (IV) is provided:

Formula (IV)



wherein R₁ and R₂ are independently selected from branched alkyl groups with 12-20 carbon atoms.

[0011] The above description is only an outline of the technical schemes of the present invention. Preferred embodiments of the present invention are provided below in conjunction with the attached drawings to enable one with ordinary skill in the art to better understand said and other objectives, features and advantages of the present invention and to make the present invention accordingly.

BRIEF DESCRIPTION OF THE DRAWINGS

[0012] The present invention can be more fully understood by reading the following detailed description of the preferred embodiments, with reference made to the accompanying drawings, wherein:

[0013] Figure 1a shows chemical structures of the repeating units for bithiophene (T2), terthiophene (T3) and quaterthiophene (T4) based polymers. Figures 1b-1g show illustration of possible arrangements of alkyl chains on the oligothiophene units.

[0014] Figure 2A shows synthetic routes to the polymers presented in this study.

[0015] Figure 2B shows normalized UV-Vis absorption spectra of polymer films.

[0016] Figures 3A-3E shows cyclic voltammograms of Polymer film in MeCN/0.1 M Bu₄NBF₄.

[0017] Figures 4A-4F shows the evolutions of UV absorption spectra of polymers in CB (1×10^{-5} M) during cooling process from 95 to 25 °C. Figure 4A) PffBT-T3(1,2)-2 with high molecular weight (Mn = 66 kDa, Mw = 109 kDa); Figure 4B) PffBT-T3(1,2)-2 with low molecular weight (Mn = 47 kDa, Mw = 83 kDa); Figure 4C) PffBT-T3(1,2)-1; Figure 4D) PffBT-T3(1,3); Figure 4E) PffBT-T4-2HD; Figure 4F) PffBT-T2.

[0018] Figures 5a and 5b illustrate the orientations of alkyl chains on the PffBT-T4-2HD and PffBT-T3(1,2)-1 polymers.

[0019] Figure 6a shows current-voltage plots under illumination with AM 1.5G solar simulated light (100 mW/cm²) and Figure 6b shows EQE spectra of the BHJ solar cells with PC₇₁BM.

[0020] Figure 7 shows R-SoXS data of Polymer:fullerene blend films.

DETAILED DESCRIPTION OF THE PREFERRED EMBODIMENTS

[0021] The present invention provides novel conjugated polymers, methods for their preparation and intermediates used therein, mixtures and formulations containing them, the use of the compounds, mixtures and formulations as semiconductor in organic electronic (OE) devices, especially in optical, electronic, or optoelectronic device comprising the conjugated polymer. The device is selected from an organic field-effect transistor (OFET), an organic light-emitting transistor, and an organic photovoltaic device (OPV). Additionally, the OE and OPV devices comprising these compounds, mixtures or formulations.

[0022] In the application, where an element or component is said to be included in and/or selected from a list of recited elements or components, it should be understood that the element or component can be one or more of the recited elements or components, or can be selected from a group consisting of two or more of the recited elements or components. Further, it should be understood that elements and/or features of a composition, an apparatus, or a method described herein can be combined in a variety of ways without departing from the spirit and scope of the present teachings, whether explicit or implicit herein.

[0023] The use of the terms "contain", "contains", "containing", "include," "includes", "including," "have," "has," or "having" should be generally understood as open-ended and non-limiting unless specifically stated otherwise.

[0024] It should be understood that the order of steps or order for performing certain actions is immaterial so long as the present teachings remain operable. Moreover, two or more steps or actions may be conducted simultaneously.

[0025] As used herein, a "p-type semiconductor material" or a "donor" material refers to a semiconductor material, for example, an organic semiconductor material, having holes as the majority current or charge carriers. In some embodiments, when a p-type semiconductor material is deposited on a substrate, it can provide a hole mobility in excess of about 10^{-5} cm²/Vs. In the case of field-effect devices, a p-type semiconductor also can exhibit a current on/off ratio of greater than about 10.

[0026] As used herein, an "n-type semiconductor material" or an "acceptor" material refers to a semiconductor material, for example, an organic semiconductor material, having electrons as the majority current or charge carriers. In some embodiments, when an n-type semiconductor material is deposited on a substrate, it can provide an electron mobility in excess of about 10^{-5} cm²/Vs. In the case of field-effect devices, an n-type semiconductor also can exhibit a current on/off ratio of greater than about 10.

[0027] As used herein, "mobility" refers to a measure of the velocity with which charge carriers, for example, holes (or units of positive charge) in the case of a p-type semiconductor material and electrons (or units of negative charge) in the case of an n-type semiconductor material, move through the material under the influence of an electric field. This parameter, which depends on the device architecture, can be measured using a field-effect device or space-charge limited current measurements.

[0028] As used herein, a compound can be considered "ambient stable" or "stable at ambient conditions" when a transistor incorporating the compound as its semiconducting material exhibits a carrier mobility that is maintained at about its initial measurement when the compound is exposed to ambient conditions, for example, air, ambient temperature, and humidity, over a period of time. For example, a compound can be described as ambient stable if a transistor incorporating the compound shows a carrier mobility that does not vary more than 20% or more than 10% from its initial value after exposure to ambient conditions, including, air, humidity and temperature, over a 3 day, 5 day, or 10 day period.

[0029] As used herein, fill factor (FF) is the ratio (given as a percentage) of the actual maximum obtainable power, (P_m or $V_{mp} * J_{mp}$), to the theoretical (not actually obtainable) power, ($J_{sc} * V_{oc}$). Accordingly, FF can be determined using the equation:

$$FF = (V_{mp} * J_{mp}) / (J_{sc} * V_{oc})$$

[0030] where J_{mp} and V_{mp} represent the current density and voltage at the maximum power point (P_m), respectively, this point being obtained by varying the resistance in the circuit until $J * V$ is at its greatest value; and J_{sc} and V_{oc} represent the short circuit current and the open circuit voltage, respectively. Fill factor is a key parameter in evaluating the performance of solar cells. Commercial solar cells typically have a fill factor of about 0.60% or greater.

[0031] As used herein, the open-circuit voltage (V_{oc}) is the difference in the electrical potentials between the anode and the cathode of a device when there is no external load connected.

[0032] As used herein, the power conversion efficiency (PCE) of a solar cell is the percentage of power converted from absorbed light to electrical energy. The PCE of a solar cell can be calculated by dividing the maximum power point (P_m) by the input light irradiance (E , in W/m^2) under standard test conditions (STC) and the surface area of the solar cell (A_c in m^2). STC typically refers to a temperature of $25^\circ C$ and an irradiance of $1000 W/m^2$ with an air mass 1.5 (AM 1.5) spectrum.

[0033] As used herein, a component (such as a thin film layer) can be considered "photoactive" if it contains one or more compounds that can absorb photons to produce excitons for the generation of a photocurrent.

[0034] As used herein, "solution-processable" refers to compounds (e.g., polymers), materials, or compositions that can be used in various solution-phase processes including spin-coating, printing (e.g., inkjet printing, gravure printing, offset printing and the like), spray coating, electrospray coating, drop casting, dip coating, and blade coating.

[0035] As used herein, a "semicrystalline polymer" refers to a polymer that has an inherent tendency to crystallize at least partially either when cooled from a melted state or deposited from solution, when subjected to kinetically favorable conditions such as slow cooling, or low solvent evaporation rate and so forth. The crystallization or lack thereof can be readily identified by using several analytical methods, for

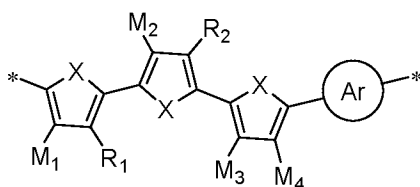
example, differential scanning calorimetry (DSC) and/or X-ray diffraction (XRD).

[0036] As used herein, "annealing" refers to a post-deposition heat treatment to the semicrystalline polymer film in ambient or under reduced/increased pressure for a time duration of more than 100 seconds, and "annealing temperature" refers to the maximum temperature that the polymer film is exposed to for at least 60 seconds during this process of annealing. Without wishing to be bound by any particular theory, it is believed that annealing can result in an increase of crystallinity in the polymer film, where possible, thereby increasing field effect mobility. The increase in crystallinity can be monitored by several methods, for example, by comparing the differential scanning calorimetry (DSC) or X-ray diffraction (XRD) measurements of the as-deposited and the annealed films.

[0037] Throughout the specification, structures may or may not be presented with chemical names. Where any question arises as to nomenclature, the structure prevails.

[0038] In a first embodiment of the present invention, a conjugated polymer containing 5 or more repeating units of Formula (I) is provided:

Formula (I)



wherein:

Ar is an aromatic unit that is not thiophene;

X is S or Se;

M₁, M₂, M₃, M₄ are independently selected from H or F; and

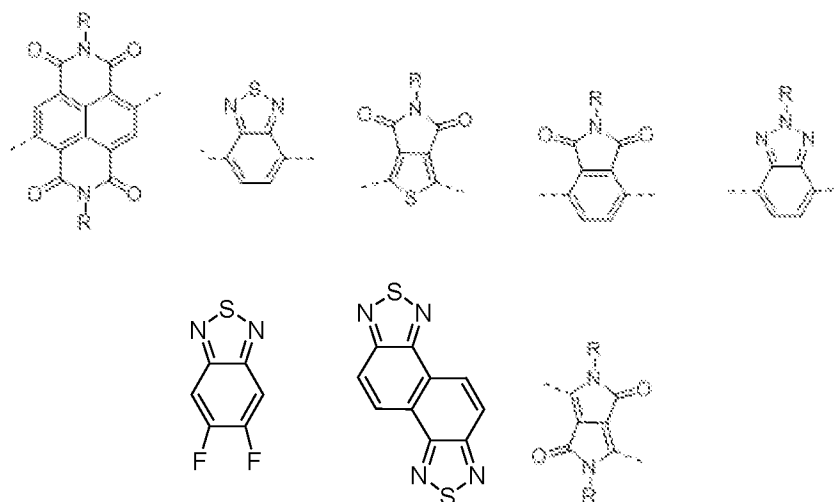
R₁ and R₂ are independently selected from straight-chain, branched or cyclic alkyl groups with 2-40 C atoms, in which one of more non-adjacent C atoms are optionally replaced by - O - , - S - , - C(O) - , - C(O -) - O - , - O - C(O) - , - O - C(O) - O - , - CR₀=CR₀₀ -

or $-C\equiv C-$ and in which one or more H atoms are optionally replaced by F, Cl, Br, I or CN, or denote aryl, heteroaryl, aryloxy, heteroaryloxy, arylcarbonyl, heteroarylcarbonyl, arylcarbonyloxy, heteroarylcarbonyloxy, aryloxycarbonyl or heteroaryloxycarbonyl having 4 to 30 ring atoms that is unsubstituted or substituted by one or more non-aromatic groups.

[0039] In this embodiment, R_1 and R_2 are independently selected from straight-chain or branched alkyl groups with 2-40 C atoms, and at least one of R_1 and R_2 is a branched alkyl group with 6-40 C atoms. More preferably, R_1 and R_2 are independently selected from branched alkyl groups with 6-40 C atoms.

[0040] More preferably, M_1, M_2, M_3, M_4 are H atom.

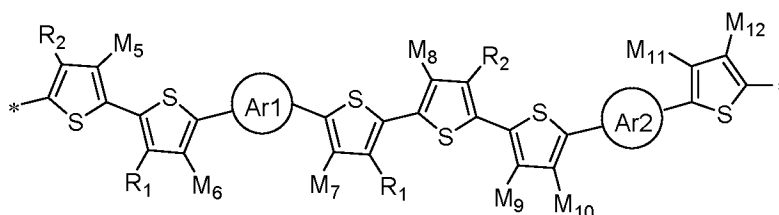
[0041] In this embodiment, Ar is selected from:



[0042] In certain embodiment, a composition comprising the above-mentioned conjugated polymer is disclosed. The composition is dissolved or dispersed in a liquid medium without using any processing additives, such as 1, 8-diiodooctane.

[0043] In a second embodiment of the present invention, a conjugated polymer containing 5 or more repeating units of Formula (II) is provided:

Formula (II)



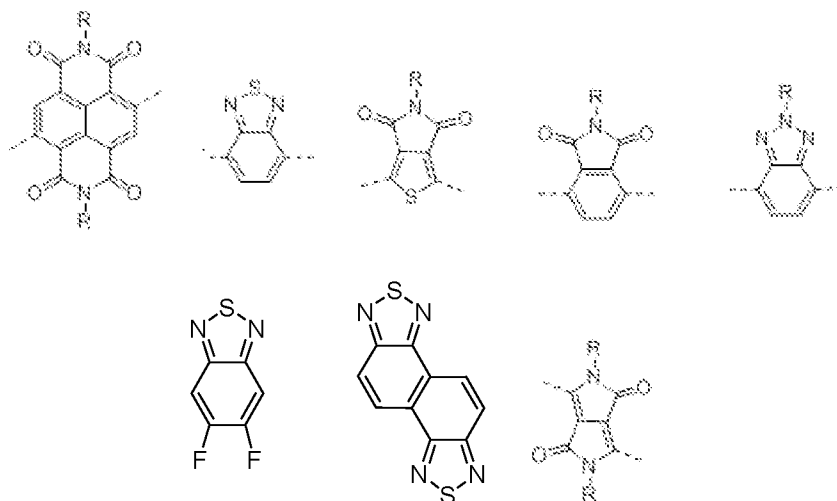
wherein Ar1 and Ar2 are aromatic units that are not thiophene;
M₅, M₆, M₇, M₈, M₉, M₁₀, M₁₁, M₁₂ are independently selected from H or F; and

R₁ and R₂ are independently selected from straight-chain, branched or cyclic alkyl groups with 2-40 C atoms, in which one of more non-adjacent C atoms are optionally replaced by - O - , - S - , - C(O) - , - C(O -) - O - , - O - C(O) - , - O - C(O) - O - , - CR₀=CR₀ - or - C≡C - and in which one or more H atoms are optionally replaced by F, Cl, Br, I or CN, or denote aryl, heteroaryl, aryloxy, heteroaryloxy, arylcarbonyl, heteroarylcarbonyl, arylcarbonyloxy, heteroarylcarbonyloxy, aryloxy carbonyl or heteroaryloxy carbonyl having 4 to 30 ring atoms that is unsubstituted or substituted by one or more non-aromatic groups.

[0044] In this embodiment, R₁ and R₂ are independently selected from straight-chain or branched alkyl groups with 2-40 C atoms, and at least one of R₁ and R₂ is a branched alkyl group with 6-40 C atoms. More preferably, R₁ and R₂ are independently selected from branched alkyl groups with 6-40 C atoms.

[0045] More preferably, M₅, M₆, M₇, M₈, M₉, M₁₀, M₁₁, M₁₂ are H atom.

[0046] In this embodiment, Ar1 and Ar2 are independently selected from:

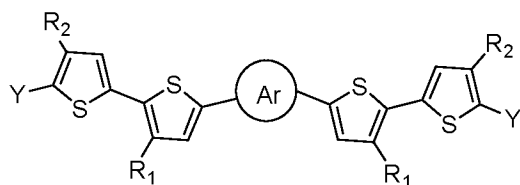


[0047] In certain embodiment, a composition comprising the above-mentioned conjugated polymer is disclosed. The composition is dissolved or dispersed in a liquid medium without using any processing additives, such as 1, 8-diiodooctane.

[0048] In certain embodiment, an organic photovoltaic device comprising a n-type semiconductor material adjacent to the above-mentioned conjugated polymer is disclosed. The n-type semiconductor material is fullerene derivative except for PC₇₁BM, or more preferably PC₆₁BM or non-PCBM fullerene, and the power conversion efficiency is at least 9%.

[0049] In a third embodiment of the present invention, a monomer for forming the above-mentioned conjugated polymer, with Formula (III) is provided:

Formula (III)

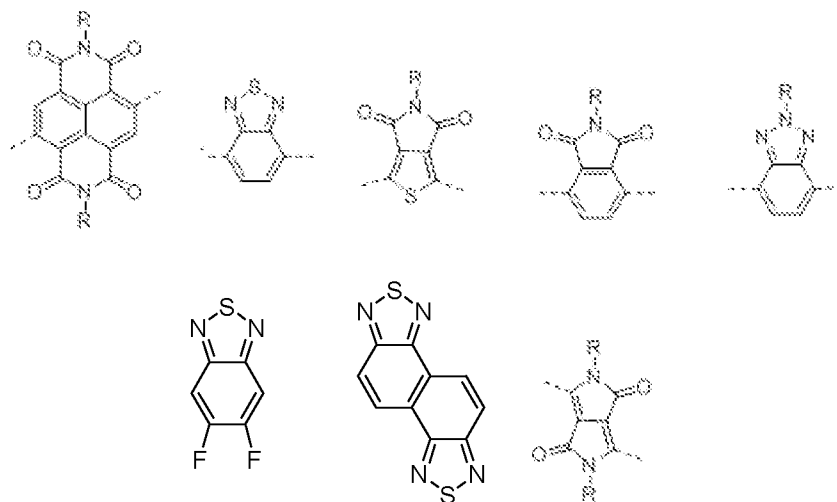


wherein Ar is an aromatic unit that is not thiophene;

Y is Br or I;

R₁ and R₂ are independently selected from straight-chain, branched or cyclic alkyl groups with 2-40 C atoms, in which one of more non-adjacent C atoms are optionally replaced by - O -, - S -, - C(O) -, - C(O -) - O -, - O - C(O) -, - O - C(O) - O -, - CR⁰=CR⁰⁰ - or - C≡C - and in which one or more H atoms are optionally replaced by F, Cl, Br, I or CN, or denote aryl, heteroaryl, aryloxy, heteroaryloxy, arylcarbonyl, heteroarylcarbonyl, arylcarbonyloxy, heteroarylcarbonyloxy, aryloxycarbonyl or heteroaryloxycarbonyl having 4 to 30 ring atoms that is unsubstituted or substituted by one or more non-aromatic groups; and

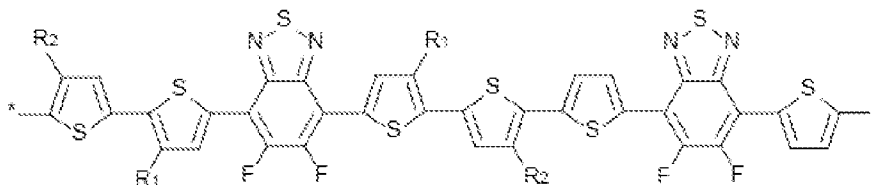
Ar is selected from:



[0050] In this embodiment, more preferably, R₁ and R₂ are independently selected from branched alkyl groups with 10-40 C atoms.

[0051] In a fourth embodiment of the present invention, a conjugated polymer containing 5 or more repeating units of Formula (IV) is provided:

Formula (IV)



wherein R_1 and R_2 are independently selected from branched alkyl groups with 10-30 carbon atoms, or more preferably R_1 is C6C10 and R_2 is C6C9.

[0052] In certain embodiment, a composition comprising the above-mentioned conjugated polymer is disclosed. The composition is dissolved or dispersed in a liquid medium without using any processing additives, such as 1, 8-diiodooctane.

[0053] In certain embodiment, an organic photovoltaic device comprising a n-type semiconductor material adjacent to the above-mentioned conjugated polymer is disclosed. The n-type semiconductor material is fullerene derivative except for PC₇₁BM, or more preferably PC₆₁BM or non-PCBM fullerene, and the power conversion efficiency is at least 9%.

[0054] In certain embodiments, a D-A polymer based on ffBT and terthiophene is disclosed. The D-A polymer is with an asymmetric arrangement of alkyl chains that enables the fabrication of highly efficient PSCs. The main design rationale for the new polymers is to increase the beneficial electronic effects of ffBT units by reducing the number of thiophene rings per repeating unit and thus increasing the effective density of ffBT units in the polymer backbone. This should enable further decreases in the HOMO and LUMO levels of the ffBT-oligothiophene polymers. Density functional theory (DFT) calculations were carried out on several polymer backbones (Figure 1a) that have an increasing density of the ffBT units. The calculated HOMO and LUMO levels are -4.82 and -2.98, -4.88 and -3.02, -4.96 and -3.11 eV, for the T4, T3 and T2 polymers, respectively. The results of these DFT calculations indeed support the finding that deeper HOMO and LUMO levels can be obtained as the density of the ffBT unit increases.

[0055] Motivated by the positive results of the DFT calculation, several ffBT polymers based on quaterthiophene (T4), terthiophene (T3), and bithiophene (T2) units were synthesized. To obtain polymers that are soluble and easily processable for the fabrication of solar cells, it is important to attach branched alkyl chains on the beta positions of the thiophene rings. The use of second-position branched alkyl chains between the thiophene rings is critical, because they are the key structural feature that enables the highly temperature-dependent aggregation property of the polymers. Several possible arrangements of alkyl chains are illustrated in Figure 1b – 1g. For the positioning of the alkyl chains, the first principle is to avoid putting two alkyl chains on the “head-to-head” positions of two adjacent thiophenes. For example, when positions 1 and 2 in the T2 polymer are attached with branched alkyl chains, the two thiophene units will be strongly twisted due to the steric hindrance effect caused by the two head-to-head alkyl chains (shown in Figure 1b). Therefore, the T2 polymer has only one possible alkyl chain arrangement (Figure 1c).

[0056] The common approach for the T4 polymer is to attach alkyl chains on the beta positions of the first and fourth thiophenes and allow the alkyl chains to point inside toward the second and third thiophene rings in a C2 symmetric manner (Figure 1g). For the T3 polymers, there are three possible arrangements of alkyl chains on the terthiophene unit as shown in Figure 1d, e, f. Among these three possible arrangements, a reasonable and commonly used arrangement is to attach two alkyl chains on the first and third thiophene units in mirror symmetry with reference to the T3 unit (Figure 1d), as reported in the literature. Another possibility is to attach the alkyl chains on the first and second thiophene units in a head-to-tail manner (Figure 1e), which forms an asymmetric T3 unit; this appears to be an unusual manner of arranging alkyl chains on terthiophene. Surprisingly, we found that this unusual arrangement of alkyl chains (Figure 1e) enabled a completely different and more favorable polymer:fullerene morphology and thus dramatically enhanced the performance of the PSCs compared with the reported approach of symmetric arrangement of alkyl chains on the T3 unit as shown in Figure 1d. (Note that the 1f polymer was not successfully synthesized because the thiophene

monomer substituted with two long-branched alkyl chains is extremely difficult to synthesize and purify.)

[0057] The synthesis of the new polymers involved in this study is illustrated in Scheme 1. The T4 polymer and the T3 polymer with alkyl chains on the first and third thiophenes (PffBT-T3(1,3)) can be synthesized via a commonly used synthetic route from the dibromide of 5,6-difluoro-4,7-bis(thiophen-2-yl)-2,1,3-benzothiadiazole (T-ffBT-T) and the distannyl reagent of thiophene or bithiophene. However, the synthesis of the T2 polymer or the other T3 polymers must be performed via a different route involving the distannyl reagent of T-ffBT-T. Note that each repeating unit of the T4 and T3(1,3) polymers contains only one ffBT unit, whereas the repeating units of the T2 and T3(1,2) polymers contain two ffBT units that are not chemically equivalent due to the different positions of the alkyl chains relative to those of the ffBT units.

[0058] Regarding the size of the alkyl chains, the common choices of second branched alkyl chains include 2HD (2-hexyldecyl, C6C10), 2OD (2-octyldecyl, C8C12), and 2DT (2-decyltetradecyl, C10C14). As shown in our previous report, the choice of an optimal size for the alkyl chains is important to achieve the best performance. The general guideline of the choice of alkyl chain is to minimize the size of the branched alkyl chains, because unnecessarily long alkyl chains (such as 2DT) may cause many negative effects, including a reduced absorption coefficient, a lower domain purity, and lower efficiency for PSCs. At the same time, it is necessary to use an alkyl chain that is sufficiently large to provide sufficient solubility for the polymer. For the T3 polymers, the choices of alkyl chain are 2HD and 2HN (2-hexylnonyl, C6C9). For the T4 polymers, the choices of alkyl chain are 2HD and 2OD. However, the T2 polymers with 2HD, 2OD, and even 2DT alkyl chains exhibit extremely poor solubility. Therefore, an especially long alkyl chain of 2TH (2-tetradecylhexadecyl, C14C16) must be incorporated in the T2 polymer structure to obtain a polymer that is possible to process. In this study, we mainly examine the differences in the properties of PffBT-T4-2HD, PffBT-T3(1,2)-1, and PffBT-T2, which correspond to the T4, T3, and T2 polymers, respectively. Note that PffBT-T4-2HD and PffBT-T3(1,2)-1 were selected to compare the

differences in the properties between the T4 and T3 polymers, because PffBT-T4-2HD and PffBT-T3(1,2)-1 have the same 2HD alkyl chains and allow a fair comparison between the solubility properties of the T4 and T3 polymers.

[0059] The optical bandgaps and energy levels of the investigated polymers (summarized in Table 1) were estimated on the basis of the film UV-Vis absorption spectra (Figure 2) and cyclic voltammetric measurements (Figure 3). The T3 polymers indeed exhibit deeper HOMO and LUMO levels than the T4 polymers, which is consistent with the shift in HOMO levels predicted by the DFT calculations and with the change in the open circuit voltages (V_{OC}) of the corresponding PSCs (which will be shown later). The bandgaps of the polymers also slightly decrease as the number of thiophene units decreases (from T4 to T2). A deeper HOMO level and smaller bandgaps should help to achieve high V_{OC} and larger short-circuit current (J_{SC}) for the PSCs. It is important to note that the LUMO level of the T2 polymer is -3.77 eV, which might be too deep to provide a sufficient LUMO offset with PCBM (LUMO, -4.0 eV), because it is commonly believed that a LUMO offset of 0.3 eV is needed to ensure highly efficient exciton dissociations.

Table 1 Optical and electrochemical properties of polymers.

| polymer | M_n (kDa) | M_w (kDa) | E_{HOMO} (eV) ^a | $E_{g, opt}$ (eV) ^b | E_{LUMO} (eV) ^c |
|-----------------|----------------|----------------|---------------------------------|-----------------------------------|---------------------------------|
| PffBT-T4-2HD | 13.9 | 25.8 | -5.21 | 1.65 | -3.56 |
| PffBT-T3(1,3) | 37.7 | 56.0 | -5.35 | 1.60 | -3.75 |
| PffBT-T3(1,2)-1 | 72.2 | 129.0 | -5.31 | 1.63 | -3.68 |
| PffBT-T3(1,2)-2 | 66.1 | 109.6 | -5.31 | 1.63 | -3.68 |
| PffBT-T2 | 58.4 | 98.0 | -5.38 | 1.61 | -3.77 |

^a) Measured by cyclic voltammetry; ^b) Estimated based on film absorption onset;

^c) Calculated by using HOMO and $E_{g, opt}$.

[0060] Next, the solubility and crystallinity of the polymers are studied. The following discussions focus mainly on the comparison of the T3 and T4 polymers, both of which exhibit reasonably good PSC performance. The properties and performance of the T2 polymer will be explained separately in a later paragraph. (Regarding the T2 polymer, it exhibits an extremely poor solubility compared with the T3 and T4

polymers, because it has only one branched alkyl chain for each ffBT repeating unit and the T3 and T4 polymers have two branched alkyl chains for each repeating unit. The extremely poor solubility of the T2 polymer partially contributes to the poor PSC performance of the PffBT-T2-based devices.) Comparing the T3 and T4 polymers with the same 2HD alkyl chains (PffBT-T4-2HD and PffBT-T3(1,2)-1), the PffBT-T3(1,2)-1 polymer exhibits a significantly enhanced solubility. The molecular weight of PffBT-T4-2HD is only 14 kDa, yet it could not be dissolved in hot toluene but it is only soluble in hot chlorobenzene. In contrast, the PffBT-T3(1,2)-1 polymer with the same 2HD alkyl chains could be readily dissolved in toluene even though the polymer molecular weight is five times higher. The PffBT-T4-2HD polymer is found to be significantly more crystalline by grazing incidence wide angle x-ray scattering (GIWAXS). The (100) coherence length of PffBT-T4-2HD is about 17 nm, which is double that for the PffBT-T3(1,2)-1 polymer. Interestingly, the GIWAXS data shows that the percentage of face-on orientation in PffBT-T4-2HD:PC₇₀BM blend film is almost 0%. The preferentially edge-on orientation of the PffBT-T4-2HD polymer backbone should reduce the charge transport ability of the polymer in the vertical direction, which partially explains the relatively low hole mobility of PffBT-T4-2HD despite its high crystallinity. In addition, the temperature-dependent aggregation properties of the T3 and T4 polymers are also compared. It can be clearly seen in Figure 4, the PffBT-T4-2HD polymer exhibits a strong absorption peak at 700 nm at room temperature, which indicates strong polymer aggregation in solution at room temperature. The PffBT-T3(1,2)-1 does not exhibit such an aggregation peak, indicating much weaker aggregation of the PffBT-T3(1,2)-1 polymer in solution.

[0061] The greater solubility of the PffBT-T3(1,2)-1 compared with the PffBT-T4-2HD polymer is consistent with its lower crystallinity and weaker aggregation. It has been commonly observed in polymeric semiconductors that polymers with greater crystallinity often exhibit lower solubility because stronger π - π stacking between polymer chains makes it more difficult to dissolve the polymers. From the perspective of chemical structure, it is also reasonable for the PffBT-T4-2HD polymer to have greater crystallinity and stronger lamellar packing because the quaterthiophene comonomer (with two 2HD alkyl chains) has C2

symmetry, which allows the PffBT-T4-2HD polymer to form a regioregular polymer structure. As shown in Figure 5a, the 2HD alkyl chains have a regular and parallel arrangement, which can help the interdigitation of the alkyl chains along the lamellar packing direction. The role of C2 symmetric monomers in the formation of regioregular polymer structures is well described in the literature. In contrast, the T3 unit is not C2 symmetric, and the 2HD alkyl chains on the PffBT-T3(1,2)-1 are not all parallel, which contributes to the lower extent of crystallinity of the PffBT-T3(1,2)-1 polymer. As a result, the extent of alkyl chain interdigitation is significantly stronger for the PffBT-T4-2HD polymer than for the PffBT-T3(1,2)-1 polymer, as evidenced by the small lamellar stacking distance of the PffBT-T4-2HD polymer film (data summarized in Table 3).

Table 2. Photovoltaic properties of PSCs based on polymers/PC₇₁BM

| Polymer | V_{oc} (V) | J_{sc} (mA cm ⁻²) | FF (%) | PCE (%) |
|-----------------|-----------------|------------------------------------|-----------|----------|
| PffBT-T4-2HD | 0.73±0.01 | 14.8±0.2 | 64.4±0.6 | 7.0±0.2 |
| PffBT-T3(1,3) | 0.77±0.01 | 10.6±0.3 | 45.3±0.9 | 3.7±0.2 |
| PffBT-T3(1,2)-1 | 0.82±0.01 | 18.5±0.2 | 64.1±0.7 | 9.7±0.3 |
| PffBT-T3(1,2)-2 | 0.82±0.01 | 18.7±0.2 | 68.3±0.5 | 10.5±0.2 |
| PffBT-T2 | 0.88±0.01 | 10.1±0.3 | 48.6±0.5 | 4.3±0.2 |
| PffBT-T4-2OD | 0.77±0.01 | 18.2±0.2 | 73.2±0.7 | 10.2±0.3 |

The values for V_{oc} , J_{sc} and FF are averages of about 15 devices.

[0062] The performance of the PSC devices was investigated using an inverted device structure (ITO/ZnO/ Polymer:PC₇₁BM/V₂O₅/Al). The characteristic current density-voltage curves of the optimized devices based on these five materials are presented in Figure 6a. For the T4 polymer with 2HD alkyl chains (PffBT-T4-2HD), a PCE of 7.0% (7.2% max.) with a V_{oc} of 0.73 V, a J_{sc} of 14.8 mA cm⁻², and a fill factor (FF) of 64.4%, was obtained. Previous studies have shown that the optimal choice of alkyl chain for the T4 polymer is 2OD and that it is important to obtain reasonably high molecular weights to achieve high-efficiency devices. The use of 2HD alkyl chains on PffBT-T4-2HD caused less solubility and lower molecular weights (~14K) than the T4 polymer with 2OD alkyl chains, thus leading to lower PCEs. The performance of the

T4 polymer with 2OD alkyl chains have been reported and listed in Table 2 (the average efficiency of PffBT-T4-2OD:PC₇₁BM devices is 10.2%).

[0063] In comparison, the T3 polymer exhibits significantly enhanced solubility. As a result, even the T3 polymer with the 2HD alkyl chain exhibits excellent solubility for device processing. For PffBT-T3(1,2)-1, a V_{OC} as high as 0.82 V was observed, combined with its high J_{SC} of 18.5 mA cm⁻² and FF of 64.1%, a high PCE of 9.7% (10.0% max.) was obtained. As the solubility of PffBT-T3(1,2)-1 is still more than sufficient, the size of the alkyl chains on PffBT-T3(1,2)-1 could be further reduced to minimize potential negative effects of alkyl chains. For this reason, a T3 polymer with a combination of 2HD and 2-hexylnonyl (2HN) alkyl was synthesized (structure shown in Scheme 1). Devices based on PffBT-T3(1,2)-2 showed a PCE of 10.5% (10.7 % max.) with $V_{OC} = 0.82$ V, $J_{SC} = 18.7$ mA cm⁻², and $FF = 68.3\%$. Both the J_{SC} and FF are better for the cells based on PffBT-T3(1,2)-2 than for the cells based on PffBT-T3(1,2)-1. (The structure-performance relationship of the two PffBT-T3(1,2) polymers can be understood by their morphological data, which are shown in the next paragraph). The V_{OC} of the T4-polymer-based cells is 0.77 V, and that of the cells based on T3 polymers is about 0.82 V; this difference can be attributed to the deeper HOMO level of the T3 polymers. In addition, the onset of the absorption and external quantum efficiency (EQE) spectra (Figure 6b) of the T3 polymers is red-shifted by ~10 nm compared with that of the T4 polymers, which contributes to the enhanced J_{SC} of the PffBT-T3(1,2)-2 cells. Importantly, the high performance of the PffBT-T3(1,2)-2-based cells was achieved without using the undesirable DIO additive in the active layer processing. These results clearly indicate the beneficial effects of reducing the number of thiophenes and increasing the effective density of the ffBT units.

[0064] Further studies on polymer:fullerene morphology by GIWAXS and resonant soft X-ray scattering (RSOXS) also reveal significant differences between the polymer:fullerene morphology for T3- and T4-based polymers. The change of the oligothiophene unit from T4 to T3 has both positive and negative effects on the polymer:fullerene morphology. The negative effect is that the two PffBT-T3(1,2) polymers

are significantly less crystalline than the T4-based polymers, as explained in an earlier paragraph. The positive effect is that the median domain sizes (estimated by RSoXS, Figure 7) of the polymer:fullerene blends based on the T3 polymers are reduced from 40 nm for PffBT-T4-2OD to about 31 nm for PffBT-T3(1,2)-1 and 23 nm for PffBT-T3(1,2)-2. The reduced domain size should be beneficial for the performance of PSCs because the 40 nm domain size of PffBT-T4-2OD is slightly larger than the generally accepted optimal domain size (20 to 30 nm) for PSCs.

[0065] On the other hand, the reduced extent of polymer crystallinity led to slightly lower fill factors (68.3%) for the PSCs based on T3 polymers than for their T4 counterparts (73.2%). Still, the *FF* of 68.3% for PffBT-T3(1,2)-2 is an impressive value, as the thickness of the active layer is relatively thick (~250 nm). It is well known that achieving high *FF*s for thick-film PSCs is quite challenging. The change in *FF* is consistent with the reduced space charge limited current (SCLC) hole mobility of the T3-based polymers in comparison with that of the T4-based polymers. As shown in Table S1, the SCLC hole mobilities of PffBT4T-2OD and PffBT3T(1,2)-2 are about 1.2×10^{-2} and 2.4×10^{-3} cm² V⁻¹ s⁻¹, respectively. Nevertheless, the overall PSC performance of the devices based on PffBT-T3(1,2)-2 is improved because the benefits of an increased V_{OC} , widened absorption ranges, and a reduced domain size outweighs the loss in *FF* due to the weaker polymer crystallinity. The results show that a change of the comonomer structure from T4 to T3 provides an important tool to optimize the energy levels and the morphology of the polymer:fullerene blends, which results in an overall beneficial effect that led to enhanced PSC efficiencies even without using the DIO additive. Previous study⁴⁸ has shown that the use of DIO is critical for PTB7:PC₇₁BM-based materials in order to achieve small domain sizes of ~20 nm that is optimal for PSC operation. In our study, however, the blend of PffBT-T3(1,2)-2:PC₇₁BM exhibits an optimal domain size without using the DIO additive in the solution.

Table 3. Summary of GIWAXS data.

| Materials | (100) | (100) | (010) | (010) | Percentage of face-on area (%) |
|-------------------------------------|--------------------------|----------------------------|--------------------------|----------------------------|-----------------------------------|
| | d spacing (Å) [±0.01] | Crystal size (Å) [±3.0] | d spacing (Å) [±0.01] | Crystal size (Å) [±0.7] | |
| PffBT-T4-2HD:PC ₇₁ BM | 18.18 | 170.4 | 3.50 | 78.4 | 0 |
| PffBT-T3(1,3):PC ₇₁ BM | 21.61 | 159.1 | 3.47 | 48.4 | 68 |
| PffBT-T3(1,2)-1:PC ₇₁ BM | 19.81 | 80.1 | 3.67 | 31.9 | 100 |
| PffBT-T3(1,2)-2:PC ₇₁ BM | 19.27 | 85.1 | 3.65 | 39.7 | 100 |
| PffBT-T2:PC ₇₁ BM | 24.09 | 129.1 | 3.48 | 75.8 | 100 |

The values in brackets represent typical errors of the measurements.

[0066] It is important that the three T3 polymers can achieve significantly different PSC performance despite the relatively small differences in their chemical structures. The T3 polymer (PffBT-T3(1,3)), with a known and symmetric arrangement of alkyl chains exhibit the worst performance. In such an arrangement, the two 2HD alkyl chains are pointed toward each other in a head-to-head manner with only one thiophene spacer. This could have resulted in a significant steric hindrance effect and thus limit the molecular weight of the polymer. The molecular weight of PffBT-T3(1,3) is 37.7 kDa, which is significantly lower than that of the other two T3-based polymers. It is also found that the polymer:fullerene domain size (estimated by RSoXS) for PffBT-T3(1,3) is 165 nm, which is excessively large for optimal PSC operation. PffBT-T3(1,3) exhibits greater crystallinity than the other two T3 polymers, as shown by its large (010) and (100) coherence lengths (CL). However, the hole mobility of PffBT-T3(1,3) is the worst ($6.7 \times 10^{-4} \text{ cm}^2 \text{ V}^{-1} \text{ s}^{-1}$), because it does not have a preferential face-on orientation like those of the other two T3 polymers. In contrast, both PffBT-T3(1,2)-1 and PffBT-T3(1,2)-2 films exhibit a (010) peak that is preferentially located in an out-of-plane direction. These negative morphological features can largely explain the poor PSC performance of cells based on PffBT-T3(1,3).

[0067] Our comparison of the structures, morphology, and performance of the other two T3 polymers PffBT-T3(1,2)-1 and

PffBT-T3(1,2)-2 also provide interesting results. While PffBT-T3(1,2)-1 has two 2HD alkyl chains, PffBT-T3(1,2)-2 has one 2HD alkyl chains and one slightly shorter 2HN alkyl chain on each terthiophene repeating unit. The design rationale of PffBT-T3(1,2)-2 is to slightly reduce the alkyl chains and the solubility of PffBT-T3(1,2)-1 and thus to increase the crystallinity and hole mobility of the polymer. Indeed, the GIWAXS data show that the (010) CL of PffBT-T3(1,2)-2 increases to 3.97 nm, whereas that of PffBT-T3(1,2)-1 is 3.19 nm. The (010) d-spacing of PffBT-T3(1,2)-2 is also slightly reduced from 3.67 to 3.65 Å. The lamellar stacking of PffBT-T3(1,2)-2 is also stronger than that of PffBT-T3(1,2)-1; the (100) CL increases from 8.01 to 8.51 nm and the (100) d-spacing decreases from 19.81 to 19.27 nm. The SCLC hole mobility of PffBT-T3(1,2)-2 based cells is $2.4 \times 10^{-3} \text{ cm}^2 \text{ V}^{-1} \text{ s}^{-1}$ which is double that of the cells based on PffBT-T3(1,2)-1 ($1.2 \times 10^{-3} \text{ cm}^2 \text{ V}^{-1} \text{ s}^{-1}$). Although the greater crystallinity of PffBT-T3(1,2)-2 than PffBT-T3(1,2)-1 is the expected result of the reduced alkyl chain size, it is surprising to observe that the domain size of polymer:fullerene blends is significantly smaller for PffBT-T3(1,2)-2 (23.5 nm) than for PffBT-T3(1,2)-1 (31 nm). The reduced domain size of PffBT-T3(1,2)-2 is possibly due to the fact that the polymer contains a mixture of 2HD and 2HN alkyl chains, which appears to have a positive effect on reducing the domain size of polymer:fullerene blends.

[0068] For the T2 based polymer, its PSC performance is significantly worse than that of the best T3 and T4 polymers. First, the solubility of the T2 based polymers is extremely poor, because there is only one alkyl chain for each ffBT unit. As a result, when 2HD or 2OD alkyl chains were used on the T2 polymer backbone, the solubility of the obtained polymers is too poor to be soluble in hot chlorobenzene. Even when a much longer 2DT alkyl chain is used on the T2 polymer backbone, the polymer obtained is only slightly soluble in boiling chlorobenzene. The molecular weight of the T2 polymer with 2DT alkyl chains is only 5 kDa, because the MW is limited by the poor solubility of the polymer. As a result, an excessive long alkyl chain (2TH) is used on the T2 polymer backbone to obtain a polymer that has reasonably high molecular weight and good solubility. In previous report,⁵ excessively long alkyl chains have been shown to have many negative effects such as impure domains and poor lamellar stacking. As the 2DT alkyl chain was

already proved to be excessively long and to have caused several negative effects in our report, the current 2TH alkyl chains have six additional carbons compared to 2DT and are likely to cause more serious negative effects. In addition, the LUMO level of the T2-based polymer is -3.77 eV, which may be too deep to offer a sufficient LUMO offset to ensure efficient exciton dissociation.

[0069] It is well known that polymer molecular weight is an important material parameter that could influence polymer aggregation and the morphology of the polymer:fullerene blend.⁵³⁻⁵⁶ Therefore, it is important to study the effect of molecular weights on the performance of the PffBT-T3(1,2)-2 polymer. While the polymer batch with the best 10.7% efficiency has a M_n of 66.1 kDa, a lower molecular weight ($M_n = 47.8$ kDa) polymer batch was intentionally synthesized for comparison (Table S2). Firstly, the lower molecular weight polymer batch exhibits a better solubility as it can be extracted using chloroform. In contrast, the higher molecular weight polymer is not soluble in hot chloroform and can only be extracted using hot toluene or chlorobenzene. The temperature dependent aggregation properties of these two polymer batches are then compared in Figure 4. Overall, the shape and the trend of red-shift for the UV-Vis absorption spectra of the two polymer batches are rather similar. The absorption spectra of the higher MW polymer are only slightly different with a small shoulder at about 730nm (Figure 4). PSC devices were fabricated based on the lower molecular weight PffBT-T3(1,2)-2 polymer and a respectably high efficiency of 10.2 % was obtained. These results show that the PffBT-T3(1,2)-2 polymer can yield high-performance (>10%) PSCs when the polymer batches have lower polymer molecular weights and very different solubility properties. This is an important advantage for the scale-up of polymer batches as there is less stringent requirement to control the molecular and solubility properties of the polymer.

[0070] It is also noted that some polymers in Table 1 have significantly lower molecular weights than PffBT-T3(1,2)-2. Therefore, it is important to clarify whether the lower molecular weight is the reason that caused their inferior PSC performance. For the PffBT-T4-2HD polymer ($M_n = 13.9$ kDa), our main conclusion was that it exhibits much poorer solubility than the PffBT-T3 polymers. If the low MW version of

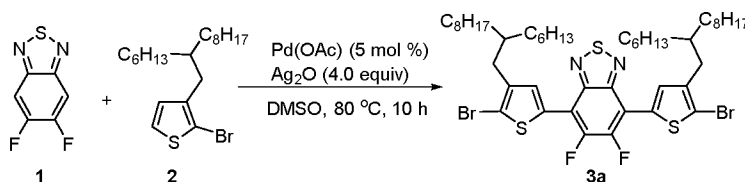
PffBT-T4-2HD already exhibits dramatically lower solubility than the PffBT-T3 polymer, the solubility of higher MW version should be even worse. To prove this point, we attempted to synthesize the PffBT-T4-2HD polymer with higher molecular weights. Due to the poor solubility of the PffBT-T4-2HD polymer, it tends to solidify in the polymerization reaction glassware once the molecular weight reaches a certain level. It is thus generally challenging to synthesize polymers with higher molecular weights. By further synthesis optimizations, a PffBT-T4-2HD polymer batch was obtained with a high *Mn* of 65.6 kDa. Not surprisingly, the solubility of this polymer batch is much poorer and its processing is extremely difficult compared to the low MW batch. For the processing of the polymer:fullerene solution, the lower molecular weight PffBT-T4-2HD polymer can be processed at 110 °C, but the higher molecular weight polymer requires the solution and substrate be pre-heated at 130-140 °C (the substrate also needs to be attached onto a preheated metal chuck and spun together on the spincoater; the preheated metal chuck serves as a “heat reservoir” to slow down the cooling of the substrate during the spincoating process) to obtain a workable active layer film. The poor solubility of the high MW PffBT-T4-2HD polymer led to lower PSC efficiencies of 6.4% (6.2% max). With these new data, now we can compare different polymers with similar molecular weights (PffBT-T3(1,2)-2, *Mn* = 47-66 kDa, PCE = 10.2-10.7%; PffBT-T3(1,3), *Mn* = 37.3 kDa, PCE = 3.9%; PffBT-T4-2HD, *Mn* = 65.6 kDa, PCE = 6.4%; PffBT-T2, *Mn* = 58.4 kDa, PCE = 4.5%), it is clear that the dramatically higher performance of the higher performance of PffBT-T3(1,2)-2 than the other polymers is not due to molecular weights, instead, it is due to the terthiophene unit and the asymmetrical alkyl chain arrangement.

[0071] In summary, a series of ffBT and oligothiophene-based D-A copolymers are synthesized and systematically studied. It is shown that the T3 polymer with an asymmetric arrangement of alkyl chains enables highly efficient thick-film PSCs with PCE up to 10.7%. In addition, this high efficiency of T3 polymer-based PSCs was achieved without using any processing additives, which greatly simplifies the processing of PSCs and makes the polymer more suitable for industry applications. By reducing the number of thiophene units per repeating unit, the HOMO and LUMO levels of the polymers are reduced and the

absorption onsets of the polymer films are also slightly red-shifted. These positive changes contribute to higher V_{OC} and J_{SC} values for the T3 polymer than for the T4 polymers. By comparing the three T3 polymers that differs in the positions and size of their alkyl chains, it is surprisingly found that the T3 polymer with an unusual head-to-tail arrangement of alkyl chains on the first and second thiophenes exhibit a more favorable morphology and dramatically enhanced performance than the T3 polymer with mirror-symmetric alkyl chains on the first and third thiophenes. Our study also show that the change from a T4 to a T3 comonomer unit introduces significant differences in the energy levels, solubility, crystallinity, polymer:fullerene morphology, and PSC performances between the T3 and T4 polymers. The polymer design rationales (using a T3 unit with an asymmetric arrangement of alkyl chains) demonstrated in our work provide an effective approach to tune the energy levels and morphology of donor polymers that can be adopted to further increase the efficiency of PSCs.

[0072] The following examples are provided to illustrate further and to facilitate the understanding of the present teachings and are not in any way intended to limit the invention.

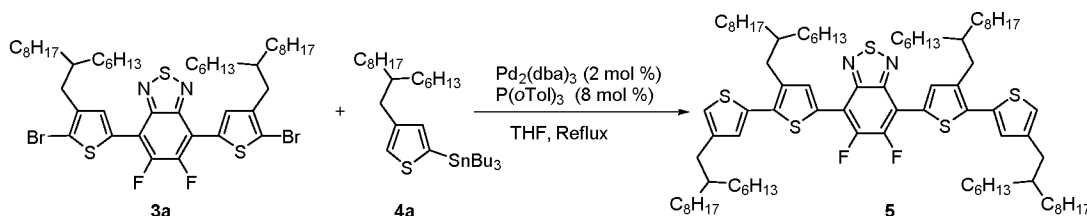
[0073] **EXAMPLE 1 - Synthesis of Monomers**



5,6-Difluoro-4,7-bis(4-(2-hexyldecyl)-2-thienyl)-2,1,3-benzothiadiazole (4).

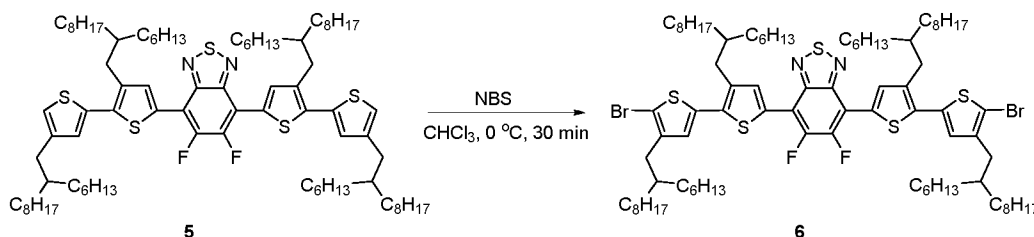
To a solution of **1** (172 mg, 1.0 mmol), Pd(OAc)₂ (11 mg, 0.05 mmol) and Ag₂O (495 mg, 4.0 mmol) in DMSO (5 mL), **2** (1.54 g, 4.0 mmol) was added under N₂. The reaction mixture was stirred for 10 h at 80 °C, the residues were dissolved in DCM (20 mL) and washed with water (3×20 mL). The combined organic phase was washed with brine and dried over Na₂SO₄ and concentrated under reduced pressure. The residue was purified by silica gel chromatography with eluting (eluent: *n*-hexane) to give **3a** as a yellow solid. (566 mg, 60 %). ¹H NMR (400 MHz, CDCl₃): δ 7.93 (s, 2H), 2.59 (d, *J* = 7.2 Hz, 4H), 1.80 – 1.70 (m, 2H), 1.40 – 1.15 (m,

48H), 0.90 – 0.75 (m, 12H). **¹⁹F NMR** (376 MHz, CDCl₃): δ -128.14 (s, 2F). **¹³C NMR** (100 MHz, CDCl₃): δ 149.54 (dd, *J* = 258.9, 20.3 Hz), 148.26, 141.70, 132.25, 130.99, 124.83, 115.13 (t, *J* = 3.6 Hz), 110.85 (d, *J* = 8.6 Hz), 38.53, 34.08, 33.35, 31.94, 30.05, 29.73, 29.69, 29.67, 29.39, 26.56, 22.71, 14.13. HRMS (MALDI+) Calcd for C₄₆H₆₈Br₂F₂N₂S₃ (M⁺): 940.2879, Found: 940.2875.



5,6-Difluoro-4,7-bis(3,4'-bis(2-hexyldecyl)-[2,2'-bithiophen]-5-yl)-2,1,3-benzothiadiazole (8).

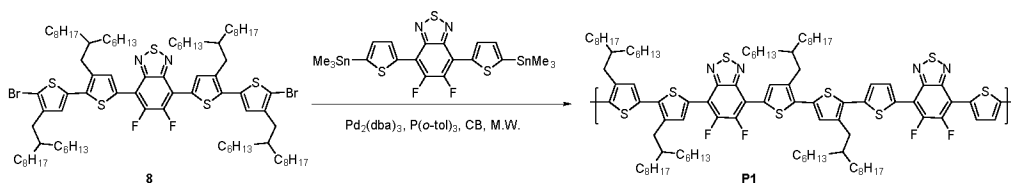
To a solution of **3a** (377 mg, 0.4 mmol), Pd₂(dba)₃ (7 mg, 0.008 mmol) and P(*o*-tol)₃ (10 mg, 0.03 mmol) in 10 mL THF was added **4a** (598 mg, 1.0 mmol) under N₂, the reaction was refluxed overnight. After the reaction mixture was cooled to r.t. then the solvent was evaporated. The residue was purified by flash column chromatography (eluent: *n*-hexane) to give **8** as a red oil (475 mg, 85 %). **¹H NMR** (400 MHz, CDCl₃): δ 8.09 (s, 2H), 7.06 (s, 2H), 6.92 (s, 2H), 2.79 (d, *J* = 7.2 Hz, 4H), 2.68 (d, *J* = 6.8 Hz, 4H), 1.83 – 1.75 (m, 2H), 1.72 – 1.65 (m, 2H), 1.43 – 1.15 (m, 96H), 0.92 – 0.75 (m, 24H). **¹⁹F NMR** (376 MHz, CDCl₃): δ -128.31 (s, 2F). **¹³C NMR** (100 MHz, CDCl₃): δ 149.54 (dd, *J* = 258.9, 20.3 Hz), 148.9, 142.5, 138.8, 133.7, 135.0, 134.6, 129.0, 128.5, 121.6, 111.2, 38.9, 38.8, 35.0, 33.8, 33.5, 33.4, 32.0, 30.1, 29.8, 29.7, 29.6, 29.4, 26.7, 26.6, 26.5, 26.4, 22.7, 14.1. **HRMS** (MALDI+) Calcd for C₈₆H₁₃₈F₂N₂S₅ (M⁺): 1396.9432, Found: 1397.0106.



5,6-difluoro-4,7-bis(5'-bromo-3,4'-bis(2-hexyldecyl)-[2,2'-bithiophen]-5-yl)-2,1,3-benzothiadiazole (6).

n]-5-yl)-2,1,3-benzothiadiazole (6)

To a solution of **5** (280 mg, 0.2 mmol) in 5 mL CHCl₃ was added NBS (71 mg, 0.4 mmol) at 0 °C, the reaction was stirred for 30 min then the solvent was evaporated. The residue was purified by flash column chromatography (eluent: *n*-hexane) to give **6** as a red oil (250 mg, 80 %). **¹H NMR** (400 MHz, CDCl₃) δ 8.07 (s, 2H), 6.91 (s, 2H), 2.75 (d, *J* = 7.2 Hz, 4H), 2.52 (d, *J* = 6.8 Hz, 4H), 1.85 – 1.65 (m, 4H), 1.43 – 1.15 (m, 96H), 0.92 – 0.75 (m, 24H). **¹⁹F NMR** (376 MHz, CDCl₃): δ -128.04 (s, 2F). **¹³C NMR** (100 MHz, CDCl₃) δ 149.2 (dd, *J* = 259.0, 20.4 Hz), 148.2, 141.2, 138.7, 134.2, 133.9, 128.8, 127.4, 110.6 (d, *J* = 9.1 Hz), 109.5, 38.2, 37.9, 33.6, 33.2, 32.8, 31.3, 29.4, 29.1, 29.0, 28.8, 28.7, 26.0, 25.9, 25.8, 25.7, 22.1, 143.5. **HRMS** (MALDI+) Calcd for C₈₆H₁₃₆Br₂F₂N₂S₅ (M⁺): 1552.7642, Found: 1552.6932.

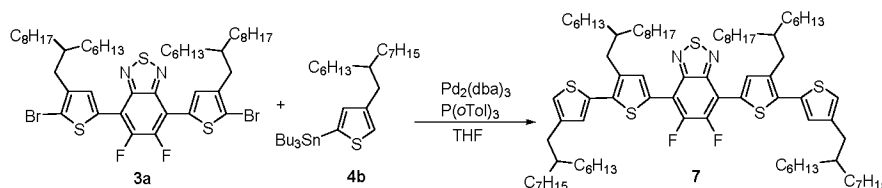
[0074] EXAMPLE 2 - Polymer Synthesis

To a mixture of monomer **5** (30 mg, 0.019 mmol), 5,6-difluoro-4,7-bis(5-(trimethylstannyl)thiophen-2-yl)-2,1,3-benzothiadiazole (46.7 mg, 0.095 mmol), Pd₂(dba)₃ (1.1 mg, 0.002 mmol) and P(*o*-tol)₃ (2.4 mg, 0.008 mmol) was added 1.6 mL of chlorobenzene in a glove box protected with N₂. The reaction mixture was then sealed and heated for 1 h at 160 °C in a microwave. After cooling to room temperature the reaction mixture was poured into vigorously stirring methanol and the resulting polymeric precipitate was filtered. The polymer was purified by Soxhlet extraction first in DCM, chloroform and finally chlorobenzene (24h). The chlorobenzene fraction was concentrated by rotary evaporation, suspended in methanol and filtered to afford the polymer **P1** as a dark green solid.

¹H NMR (400 MHz, C₂D₂Cl₄, 120 °C). δ 8.35 (d, *J* = 4.0 Hz, 2H), 8.21 (s, 2H), 7.40 (d, *J* = 4.0 Hz, 2H), 7.21 (s, 2H), 2.94 (t, *J* = 6.8 Hz, 8H), 1.95 – 1.85 (m, 4H), 1.56 – 1.30 (m, 96H), 1.00 – 0.86 (m, 24H). **Elem. Anal.**

Calcd for C₁₀₀H₁₄₀F₄N₄S₈: C, 69.40; H, 8.15; N, 3.24, Found: C, 69.52; H, 8.41; N, 3.31. **GPC** Mn=72.2 kDa; Mw=129.6 kDa; PDI=1.80.

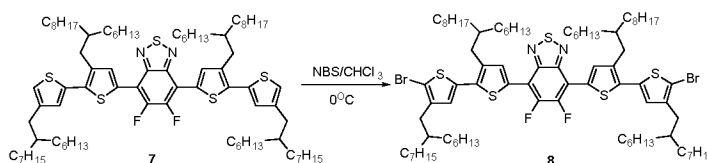
[0075] **EXAMPLE 3 - Synthesis of Monomers**



5,6-difluoro-4,7-bis(3-(2-hexyldecyl)-4'-(2-hexylnonyl)-[2,2'-bithiophen]-5-yl)benzo[c][1,2,5]thiadiazole (6).

To a solution of **3a** (376 mg, 0.4 mmol), Pd₂(dba)₃ (7 mg, 0.008 mmol) and P(o-tol)₃ (10 mg, 0.03 mmol) in 10 mL THF was added **4b** (540 mg, 1.0 mmol) under N₂, the reaction was refluxed overnight. After the reaction mixture was cooled to r.t. then the solvent was evaporated. The residue was purified by flash column chromatography (eluent: n-hexane) to give **6** as a red oil (490 mg, 90 %).

¹H NMR (400 MHz, CDCl₃): δ 8.08 (s, 2H), 7.06 (s, 2H), 6.92 (s, 2H), 2.79 (d, J = 7.2 Hz, 4H), 2.57 (d, J = 6.8 Hz, 4H), 1.83 – 1.74 (m, 2H), 1.72 – 1.65 (m, 2H), 1.43 – 1.15 (m, 92H), 0.92 – 0.75 (m, 24H). **¹⁹F NMR** (376 MHz, CDCl₃): δ -128.21 (s, 2F). **¹³C NMR** (100 MHz, CDCl₃): 149.2 (dd, J = 259.0, 20.4 Hz), 148.2, 141.2, 138.7, 134.2, 133.9, 128.8, 127.4, 110.6 (d, J = 9.1 Hz), 109.5, 39.0, 38.8, 35.0, 33.8, 33.4, 32.0, 30.1, 29.8, 29.4, 26.7, 26.5, 26.4, 22.8, 22.7, 14.2; **HRMS** (MALDI⁺) Calcd for C₈₄H₁₃₄F₂N₂S₅ (M⁺): 1368.9119, Found: 1368.9110.

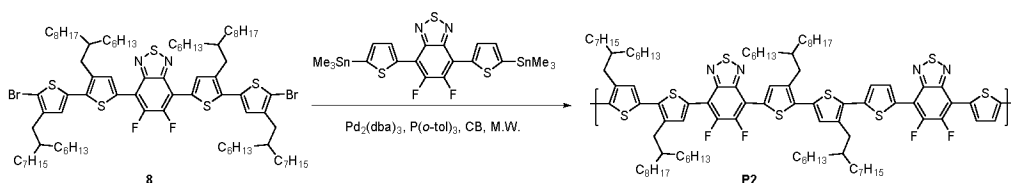


5,6-Difluoro-4,7-bis(5'-bromo-3-(2-hexyldecyl)-4'-(2-hexylnonyl)-[2,2'-bithiophen]-5-yl)-2,1,3-benzothiadiazole (8)

To a solution of **7** (275 mg, 0.2 mmol) in 5 mL CHCl₃ was added NBS (71 mg, 0.4 mmol) at 0 °C, the reaction was stirred for 30 min then the solvent was evaporated. The residue was purified by flash column chromatography (eluent: n-hexane) to give **8** as a red oil (260 mg, 85 %).

¹H NMR (400 MHz, CDCl₃): δ 8.07 (s, 2H), 6.91 (s, 2H), 2.75 (d, J = 7.2 Hz, 4H), 2.52 (d, J = 7.2 Hz, 4H), 1.85 – 1.65 (m, 4H), 1.41 – 1.15 (m, 92H), 0.93 – 0.78 (m, 24H). **¹⁹F NMR** (376 MHz, CDCl₃): δ -128.03 (s, 2F). **¹³C NMR** (100 MHz, CDCl₃): δ 149.2 (dd, J = 259.0, 20.5 Hz), 148.7, 141.8, 139.2, 134.9, 134.6, 129.4, 127.9, 111.0 (d, J = 9.1 Hz), 110.1, 38.9, 38.6, 34.2, 33.8, 33.4, 32.0, 30.1, 29.8, 29.7, 29.4, 26.7, 26.6, 26.5, 22.7, 14.2. **HRMS** (MALDI+) Calcd for C₈₄H₁₃₂Br₂F₂N₂S₅ (M⁺): 1524.7329, Found: 1554.7357.

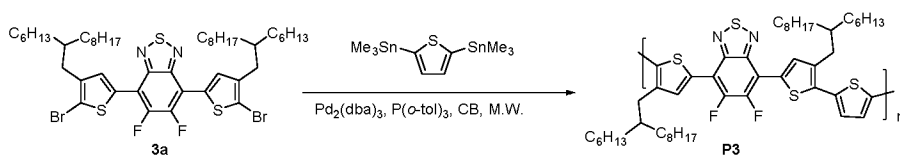
[0076] **EXAMPLE 4 - Polymer Synthesis**



To a mixture of monomer **8** (30 mg, 0.02 mmol), 5,6-difluoro-4,7-bis(5-(trimethylstannyl)thiophen-2-yl)-2,1,3-benzothiazol (13.3 mg, 0.02 mmol), Pd₂(dba)₃ (0.4 mg, 0.0004 mmol) and P(o-tol)₃ (0.6 mg, 0.002 mmol) was added 0.2 mL of chlorobenzene in a glove box protected with N₂. The reaction mixture was then sealed and heated for 1 h at 160 °C in a microwave reactor. After cooling to room temperature the reaction mixture was poured into vigorously stirring methanol and the resulting polymeric precipitate was filtered. The polymer was purified by Soxhlet extraction first in DCM, chloroform and finally chlorobenzene (24h). The chlorobenzene fraction was concentrated by rotary evaporation, suspended in methanol and filtered to afford the polymer as a dark green solid (28 mg, 85%).

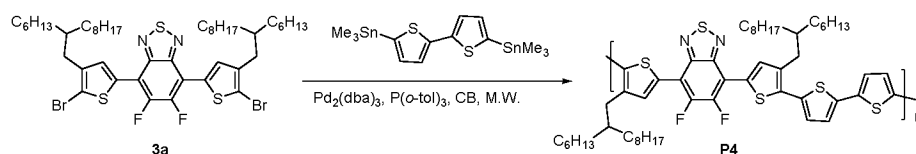
¹H NMR (400 MHz, C₂D₂Cl₄, 120 °C). δ 8.35 (d, J = 4.0 Hz, 2H), 8.21 (s, 2H), 7.40 (d, J = 4.0 Hz, 2H), 7.21 (s, 2H), 2.95 (t, J = 6.8 Hz, 8H), 1.95 – 1.85 (m, 4H), 1.56 – 1.30 (m, 92H), 1.00 – 0.86 (m, 24H). **Elem. Anal.** Calcd for C₉₈H₁₃₆F₄N₄S₈: C, 69.13; H, 8.05; N, 3.29, Found: C, 68.99; H, 8.20; N, 3.26. **GPC** Mn=66.1 kDa; Mw=109.6 kDa; PDI=1.66.

[0077] **Comparative EXAMPLE 1 - Polymer Synthesis**



To a mixture of monomer **3a** (94.3 mg, 0.1 mmol), 2,5-bis(trimethylstannyl)thiophene (41.0 mg, 0.095 mmol), Pd₂(dba)₃ (1.8 mg, 0.002 mmol) and P(*o*-tol)₃ (2.4 mg, 0.008 mmol) was added 1.6 mL of chlorobenzene in a glove box protected with N₂. The reaction mixture was then sealed and heated for 1 h at 160 °C in a microwave reactor. After cooling to room temperature the reaction mixture was poured into vigorously stirring methanol and the resulting polymeric precipitate was filtered. The polymer was purified by Soxhlet extraction first in DCM, chloroform and finally chlorobenzene (24h). The chlorobenzene fraction was concentrated by rotary evaporation, suspended in methanol and filtered to afford the polymer as a dark green solid (59 mg, 68%). **¹H NMR** (400 MHz, C₂D₂Cl₄, 120 °C). δ 8.22 (s, 2H), 7.34 (s, 4H), 2.96 (d, *J* = 6.4 Hz, 4H), 1.95 – 1.85 (m, 2H), 1.56 – 1.30 (m, 48H), 1.00 – 0.84 (m, 12H). **Elem. Anal.** Calcd for C₅₀H₇₀F₂N₂S₄: C, 69.40; H, 8.15; N, 3.24, Found: C, 69.29; H, 8.31; N, 3.22. **GPC** *M*_n=37.7 kDa; *M*_w=55.9 kDa; PDI=1.48.

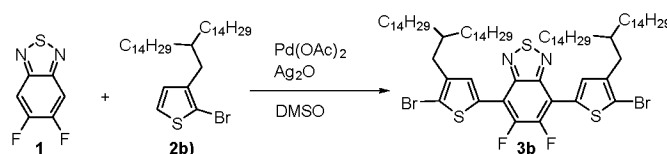
[0078] Comparative EXAMPLE 2 - Polymer Synthesis



To a mixture of monomer **3a** (94.3 mg, 0.1 mmol), 5,5'-bis(trimethylstannyl)-2,2'-bithiophene (49.2 mg, 0.1 mmol), Pd₂(dba)₃ (1.8 mg, 0.002 mmol) and P(*o*-tol)₃ (2.4 mg, 0.008 mmol) was added 1.6 mL of chlorobenzene in a glove box protected with N₂. The reaction mixture was then sealed and heated for 1 h at 160 °C in a microwave reactor. After cooling to room temperature the reaction mixture was poured into vigorously stirring methanol and the resulting polymeric precipitate was filtered. The polymer was purified by Soxhlet extraction first in DCM, chloroform and finally chlorobenzene (24h). The chlorobenzene fraction was concentrated by rotary evaporation,

suspended in methanol and filtered to afford the polymer as a dark green solid (70 mg, 74%). **¹H NMR** (400 MHz, C₂D₂Cl₄, 120 °C). δ 8.21 (s, 2H), 7.27 (br, 4H), 2.94 (d, *J* = 6.8 Hz, 4H), 1.95 – 1.85 (m, 2H), 1.56 – 1.30 (m, 48H), 1.00 – 0.86 (m, 12H). **Elem. Anal.** Calcd for C₅₄H₇₂F₂N₂S₅: C, 68.45; H, 7.66; N, 2.96. Found: C, 68.23; H, 7.79; N, 2.89. **GPC** *M_n*=65.6 kDa; *M_w*=110.9 kDa; PDI=1.69.

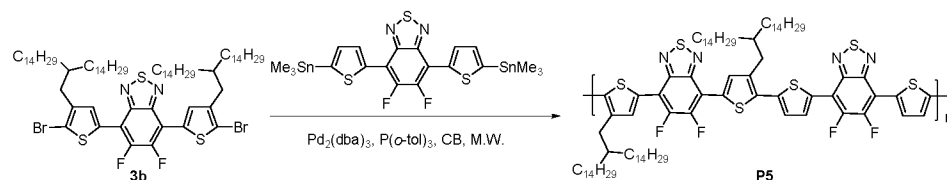
[0079] **Comparative EXAMPLE 3 - Synthesis of Monomers**



5,6-Difluoro-4,7-bis(5-bromo-4-(2-tetradecylhexadecyl)-2-thienyl)-2,1,3-benzothiadiazole (3b).

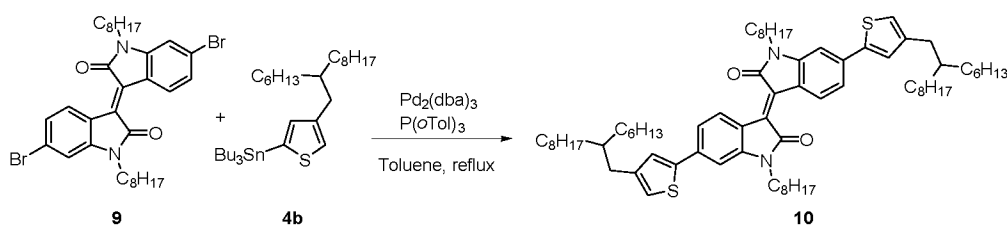
To a solution of **1** (172 mg, 1.0 mmol), Pd(OAc)₂ (11 mg, 0.05 mmol) and Ag₂O (495 mg, 4.0 mmol) in DMSO (5 mL), **2b** (2.33 g, 4.0 mmol) was added under N₂. The reaction mixture was stirred for 10 h at 80 °C, the residues were dissolved in DCM (20 mL) and washed with water (3×20 mL). The combined organic phase was washed with brine and dried over Na₂SO₄ and concentrated under reduced pressure. The residue was purified by silica gel chromatography with eluting (eluent: n-hexane) to give **3b** as a yellow solid. (467 mg, 35 %). **¹H NMR** (400 MHz, CDCl₃): δ 7.94 (s, 2H), 2.59 (d, *J* = 7.2 Hz, 4H), 1.80 – 1.70 (m, 2H), 1.40 – 1.15 (m, 96H), 0.90 – 0.75 (m, 12H); **¹³C NMR** (100 MHz, CDCl₃): δ 149.58 (dd, *J* = 258.9, 20.3 Hz), 148.26, 141.70, 132.39, 131.04, 115.13, 111.1, 38.53, 34.14, 33.37, 31.94, 30.01, 29.72, 29.68, 29.39, 26.55, 22.71, 14.13. **HRMS** (MALDI+) Calcd for C₄₆H₆₈Br₂F₂N₂S₃ (*M*⁺): 1332.7261, Found: 1332.7250.

[0080] **Comparative EXAMPLE 4 – Polymer Synthesis**



To a mixture of monomer **3b** (66.6 mg, 0.05 mmol), 5,6-difluoro-4,7-bis(5-(trimethylstannyl)thiophen-2-yl)-2,1,3-benzothiazol (33.1 mg, 0.05 mmol), Pd₂(dba)₃ (0.9 mg, 0.001 mmol) and P(*o*-tol)₃ (1.2 mg, 0.004 mmol) was added 1.6 mL of chlorobenzene in a glove box protected with N₂. The reaction mixture was then sealed and heated for 1 h at 160 °C in a microwave reactor. After cooling to room temperature the reaction mixture was poured into vigorously stirring methanol and the resulting polymeric precipitate was filtered. The polymer was purified by Soxhlet extraction first in DCM, chloroform and finally chlorobenzene (24h). The chlorobenzene fraction was concentrated by rotary evaporation, suspended in methanol and filtered to afford the polymer as a dark green solid (30 mg, 40%). **Elem. Anal.** Calcd for C₈₈H₁₂₈F₄N₄S₆: C, 69.98; H, 8.54; N, 3.71, Found: C, 69.69; H, 8.80; N, 3.68. **GPC** *M_n*=58.3 kDa; *M_w*=98.0 kDa; PDI=1.68.

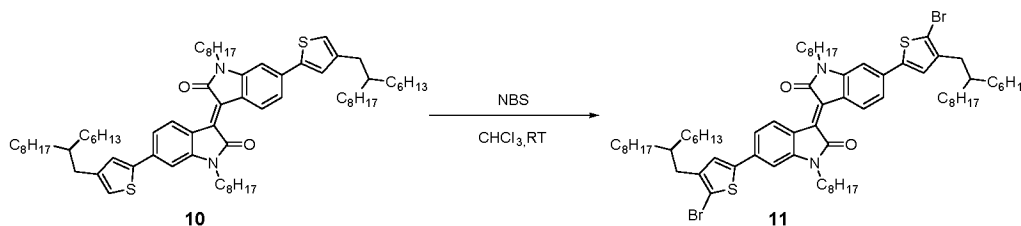
[0081] **EXAMPLE 5 - Synthesis of Monomers**



(E)-1,1'-dioctyl-6,6'-bis(4-(2-hexyldecyl)thiophen-2-yl)-[3,3'-biindolylidene]-2,2'-dione (10).

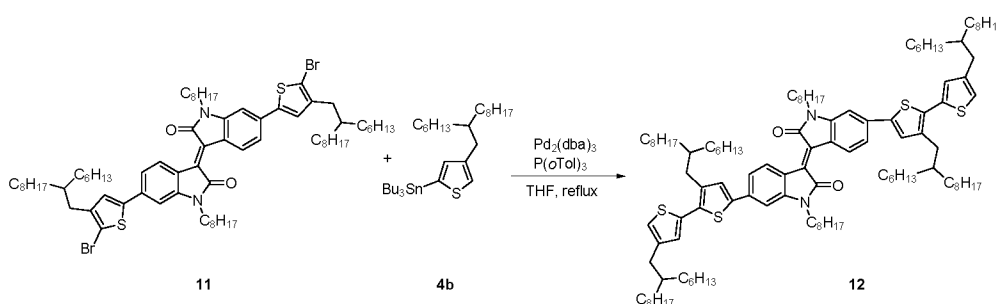
To a solution of **9** (258 mg, 0.4 mmol), Pd₂(dba)₃ (7 mg, 0.008 mmol) and P(*o*-tol)₃ (10 mg, 0.03 mmol) in 20 mL toluene was added **4b** (600 mg, 1.0 mmol) under N₂, the reaction was refluxed overnight. After the reaction mixture was cooled to r.t., a solution of KF in water was added and the organic phase was washed with water for three times, then dried with Na₂SO₄. The solvent was evaporated and the residue was purified by flash column chromatography (eluent: *n*-hexane/DCM = 3:1) to give **10** as a dark solid (330 mg, 75 %). **¹H NMR** (400 MHz, CDCl₃): δ 9.16 (d, *J* = 8.4 Hz, 2H), 7.28 (dd, *J* = 8.4 Hz, 1.6 Hz, 2H), 7.22 (d, *J* = 1.6 Hz, 2H), 6.95 (s, 2H), 6.92 (s, 2H), 3.81 (t, *J* = 7.2 Hz, 4H), 2.52 (d, *J* = 6.8 Hz, 4H), 1.75 – 1.65 (m, 6H), 1.43 – 1.15 (m, 68H), 0.92 – 0.75 (m, 18H). **¹³C NMR** (100 MHz, CDCl₃): δ 168.3, 145.3, 143.5, 143.4, 138.2, 131.9, 130.3, 126.2, 121.8, 121.0, 119.2, 104.6, 40.1, 38.8, 35.1, 33.3, 31.9, 30.1, 29.7, 29.6, 29.4, 29.3, 29.2, 27.6, 27.1, 26.6, 22.7, 22.6,

14.1, 14.0. HRMS (MALDI+) Calcd for $C_{72}H_{110}N_2O_2S_2$ (M^+): 1098.8009, Found: 1098.8006.



(E)-6,6'-bis(5-bromo-4-(2-hexyldecyl)thiophen-2-yl)-1,1'-dioctyl-[3,3'-biindolylidene]-2,2'-dione (11).

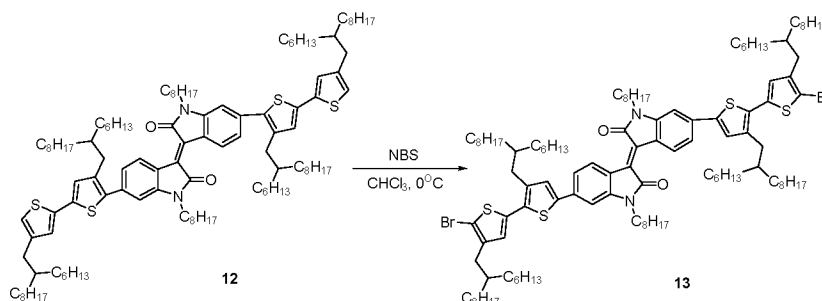
To a solution of **10** (210 mg, 0.2 mmol) in 10 mL $CHCl_3$ was added NBS (71 mg, 0.4 mmol) at 0 °C, the reaction was stirred overnight, the mixture was washed with water for three times, then dried with Na_2SO_4 . The solvent was evaporated and the residue was purified by flash column chromatography (eluent: *n*-hexane/DCM = 3:1) to give **11** as a dark red solid (200 mg, 80 %). 1H NMR (400 MHz, $CDCl_3$) δ 9.17 (d, J = 8.4 Hz, 2H), 7.19 (d, J = 8.4 Hz, 2H), 7.06 (s, 2H), 6.85 (s, 2H), 3.81 (t, J = 7.2 Hz, 4H), 2.52 (d, J = 6.8 Hz, 4H), 1.75 – 1.65 (m, 6H), 1.43 – 1.15 (m, 66H), 0.92 – 0.75 (m, 18H). ^{13}C NMR (100 MHz, $CDCl_3$) δ 168.2, 145.4, 143.0, 142.8, 137.2, 131.9, 130.5, 125.6, 121.2, 118.8, 110.6, 104.2, 40.1, 38.6, 34.4, 33.4, 31.9, 30.1, 29.7, 29.6, 29.4, 29.3, 29.2, 27.6, 27.0, 26.5, 22.7, 22.6, 14.1, 14.0; HRMS (MALDI+) Calcd for $C_{72}H_{198}Br_2N_2O_2S_2$ (M^+): 1254.6219, Found: 1254.6213.



(E)-6,6'-bis(4,4'-bis(2-hexyldecyl)-[2,2'-bithiophen]-5-yl)-1,1'-dioctyl-[3,3'-biindolylidene]-2,2'-dione (12)

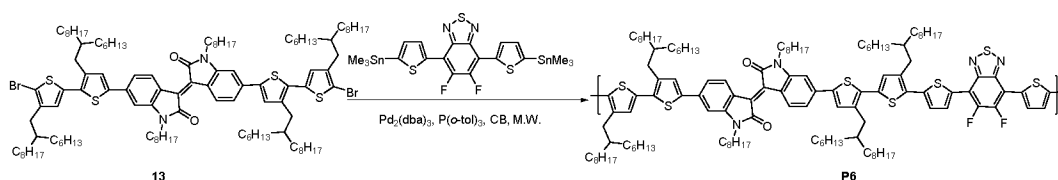
To a solution of **11** (500 mg, 0.4 mmol), $Pd_2(dba)_3$ (7 mg, 0.008 mmol) and $P(o-tol)_3$ (10 mg, 0.03 mmol) in 10 mL THF was added **4b** (540 mg, 1.0 mmol) under N_2 , the reaction was refluxed overnight. After the reaction mixture was cooled to r.t. then the solvent was evaporated. The

residue was purified by flash column chromatography (eluent: n-hexane) to give **12** as a dark red oil (560 mg, 82 %). **¹H NMR** (400 MHz, CDCl₃) δ 9.18 (d, *J* = 8.4 Hz, 2H), 7.20 (d, *J* = 8.4 Hz, 2H), 7.09 (s, 2H), 7.06 (s, 2H), 6.93 (s, 2H), 6.86 (s, 2H), 3.83 (t, *J* = 7.2 Hz, 4H), 2.73 (d, *J* = 6.8 Hz, 4H), 2.52 (d, *J* = 6.8 Hz, 4H), 1.75 – 1.65 (m, 8H), 1.43 – 1.15 (m, 120H), 0.95 – 0.75 (m, 30H).



To a solution of **12** (342 mg, 0.2 mmol) in 10 mL CHCl₃ was added NBS (71 mg, 0.4 mmol) at 0 °C, the reaction was stirred for 30 min then the solvent was evaporated. The residue was purified by flash column chromatography (eluent: n-hexane) to give **13** as a dark red oil (310 mg, 83 %). **¹H NMR** (400 MHz, CDCl₃) δ 9.18 (d, *J* = 8.4 Hz, 2H), 7.19 (d, *J* = 8.4 Hz, 2H), 7.05 (s, 2H), 6.94 (s, 2H), 6.83 (s, 2H), 3.83 (t, *J* = 7.2 Hz, 4H), 2.73 (d, *J* = 6.8 Hz, 4H), 2.52 (d, *J* = 6.8 Hz, 4H), 1.75 – 1.65 (m, 8H), 1.43 – 1.15 (m, 120H), 0.95 – 0.75 (m, 30H).

[0082] EXAMPLE 6 - Polymer Synthesis



To a mixture of monomer **13** (37.4 mg, 0.02 mmol), 5,6-difluoro-4,7-bis(5-(trimethylstannyl)thiophen-2-yl)-2,1,3-benzothiazole (13.2 mg, 0.02 mmol), Pd₂(dba)₃ (0.9 mg, 0.001 mmol) and P(o-tol)₃ (1.2 mg, 0.004 mmol) was added 1.6 mL of chlorobenzene in a glove box protected with N₂. The reaction mixture was then sealed and heated for 1 h at 160 °C in a microwave reactor. After cooling to room temperature the reaction mixture was poured into vigorously stirring

methanol and the resulting polymeric precipitate was filtered. The polymer was purified by Soxhlet extraction first in DCM and then chloroform. The chlorobenzene fraction was concentrated by rotary evaporation, suspended in methanol and filtered to afford the polymer as a dark green solid (28 mg, 70%).

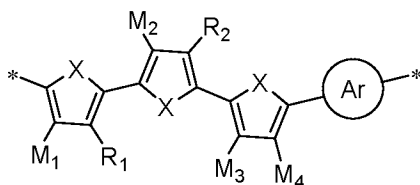
[0083] The above embodiments are only used to illustrate the principles of the present invention, and they should not be construed as to limit the present invention in any way. The above embodiments can be modified by those with ordinary skill in the art without departing from the scope of the present invention as defined in the following appended claims.

CLAIMS

What is claimed is:

1. A conjugated polymer containing 5 or more repeating units of Formula (I):

Formula (I)



wherein Ar is an aromatic unit that is not thiophene;

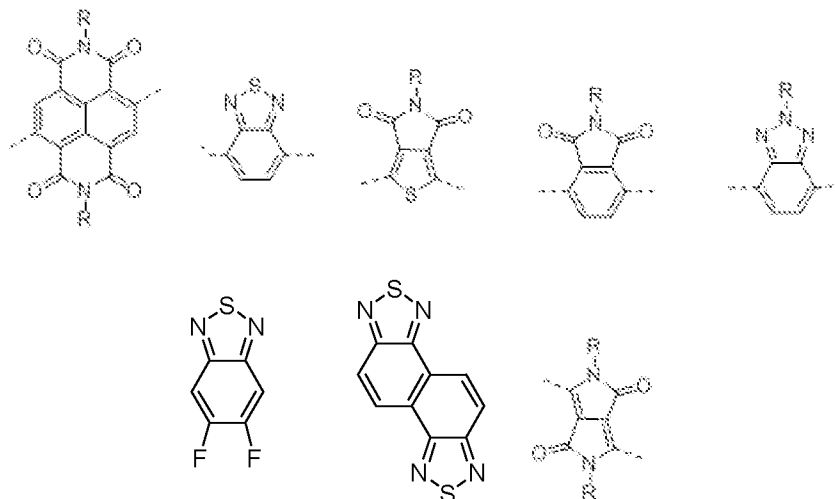
X is S or Se;

M₁, M₂, M₃, M₄ are independently selected from H or F; and

R₁ and R₂ are independently selected from straight-chain, branched or cyclic alkyl groups with 2-40 C atoms, in which one of more non-adjacent C atoms are optionally replaced by - O -, - S -, - C(O) -, - C(O -) - O -, - O - C(O) -, - O - C(O) - O -, - CR⁰=CR⁰⁰ - or - C≡C - and in which one or more H atoms are optionally replaced by F, Cl, Br, I or CN, or denote aryl, heteroaryl, aryloxy, heteroaryloxy, arylcarbonyl, heteroarylcarbonyl, arylcarbonyloxy, heteroarylcarbonyloxy, aryloxycarbonyl or heteroaryloxycarbonyl having 4 to 30 ring atoms that is unsubstituted or substituted by one or more non-aromatic groups.

2. The conjugated polymer of claim 1, wherein:
 - M₁, M₂, M₃, M₄ are H atom: and
 - R₁ and R₂ are independently selected from straight-chain or branched alkyl groups with 2-40 C atoms, and at least one of R₁ and R₂ is a branched alkyl group with 6-40 C atoms.
3. The conjugated polymer of claim 2, wherein R₁ and R₂ are independently selected from branched alkyl groups with 6-40 C atoms.

4. The conjugated polymer of claim 3, wherein Ar is selected from:



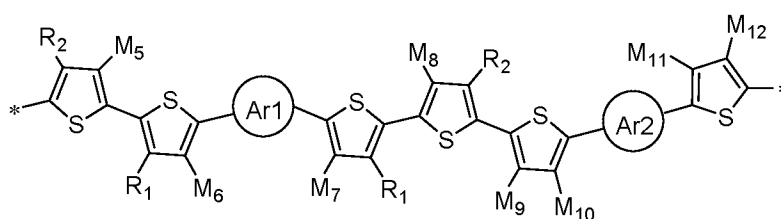
5. A composition comprising the conjugated polymer of claim 3 dissolved or dispersed in a liquid medium without using any processing additives.

6. An optical, electronic, or optoelectronic device comprising the conjugated polymer of claim 3.

7. The device of claim 6, wherein the device is selected from an organic field-effect transistor, an organic light-emitting transistor, and an organic photovoltaic device.

8. A conjugated polymer containing 5 or more repeating units of Formula (II):

Formula (II)



wherein Ar1 and Ar2 are aromatic units that are not thiophene;
M₅, M₆, M₇, M₈, M₉, M₁₀, M₁₁, M₁₂ are independently selected from H or F; and

R₁ and R₂ are independently selected from straight-chain,

branched or cyclic alkyl groups with 2-40 C atoms, in which one of more non-adjacent C atoms are optionally replaced by - O - , - S - , - C(O) - , - C(O -) - O - , - O - C(O) - , - O - C(O) - O - , - CR₀=CR₀₀ - or - C≡C - and in which one or more H atoms are optionally replaced by F, Cl, Br, I or CN, or denote aryl, heteroaryl, aryloxy, heteroaryloxy, arylcarbonyl, heteroarylcarbonyl, arylcarbonyloxy, heteroarylcarbonyloxy, aryloxycarbonyl or heteroaryloxycarbonyl having 4 to 30 ring atoms that is unsubstituted or substituted by one or more non-aromatic groups.

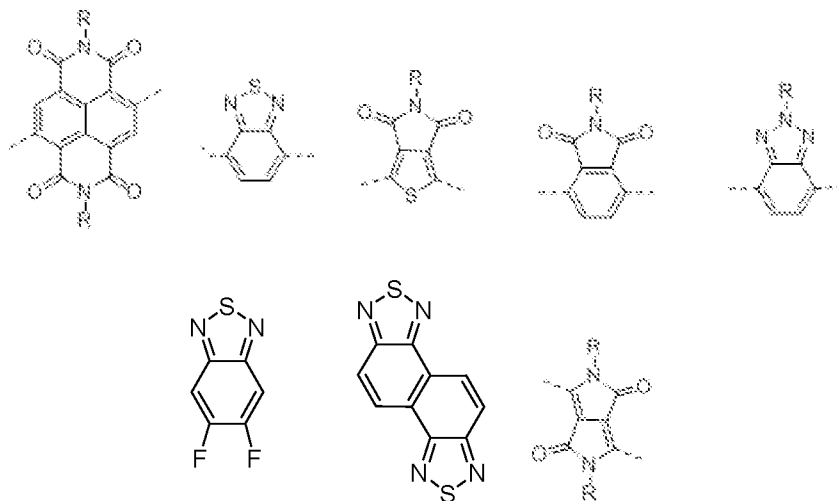
9. The conjugated polymer of claim 8, wherein:

M₅, M₆, M₇, M₈, M₉, M₁₀, M₁₁, M₁₂ are H atom; and

R₁ and R₂ are independently selected from straight-chain or branched alkyl groups with 2-40 C atoms, and at least one of R₁ and R₂ is a branched alkyl group with 6-40 C atoms.

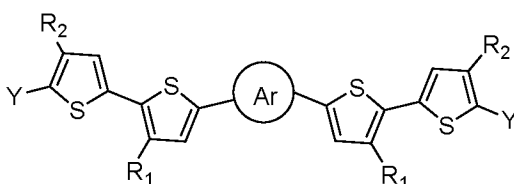
10. The conjugated polymer of claim 9, wherein R₁ and R₂ are independently selected from branched alkyl groups with 6-40 C atoms.

11. The conjugated polymer of claim 10, wherein Ar₁ and Ar₂ are independently selected from:



12. A composition comprising the conjugated polymer of claim 10 dissolved or dispersed in a liquid medium without using any processing additives.

13. An optical, electronic, or optoelectronic device comprising the conjugated polymer of claim 10.
14. The device of claim 13, wherein the device is selected from an organic field-effect transistor, an organic light-emitting transistor, and an organic photovoltaic device.
15. A monomer for forming the conjugated polymer of claim 8, with Formula (III):

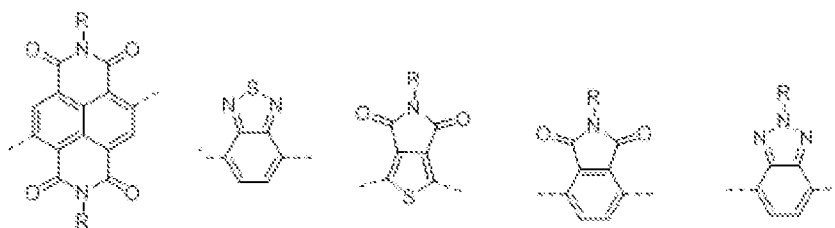


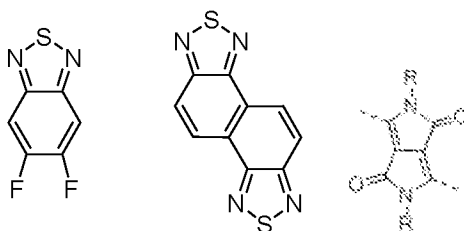
wherein Ar is an aromatic unit that is not thiophene;

Y is Br or I;

R₁ and R₂ are independently selected from straight-chain, branched or cyclic alkyl groups with 2-40 C atoms, in which one of more non-adjacent C atoms are optionally replaced by - O - , - S - , - C(O) - , - C(O -) - O - , - O - C(O) - , - O - C(O) - O - , - CR₀=CR₀₀ - or - C≡C - and in which one or more H atoms are optionally replaced by F, Cl, Br, I or CN, or denote aryl, heteroaryl, aryloxy, heteroaryloxy, arylcarbonyl, heteroarylcarbonyl, arylcarbonyloxy, heteroarylcarbonyloxy, aryloxycarbonyl or heteroaryloxycarbonyl having 4 to 30 ring atoms that is unsubstituted or substituted by one or more non-aromatic groups; and

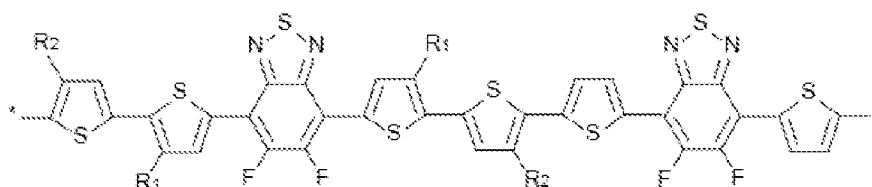
Ar is selected from:





16. The monomer of claim 15, wherein R_1 and R_2 are independently selected from branched alkyl groups with 10-40 C atoms.
17. A conjugated polymer containing 5 or more repeating units of Formula (IV):

Formula (IV)



wherein R_1 and R_2 are independently selected from branched alkyl groups with 10-30 carbon atoms.

18. The conjugated polymer of claim 17, wherein R_1 is C6C10 and R_2 is C6C9.
19. A composition comprising the conjugated polymer of claim 17 dissolved or dispersed in a liquid medium without using any processing additives.
20. An optical, electronic, or optoelectronic device comprising the conjugated polymer of claim 17
21. The device of claim 20, wherein the device is selected from an organic field-effect transistor, an organic light-emitting transistor, and an organic photovoltaic device.

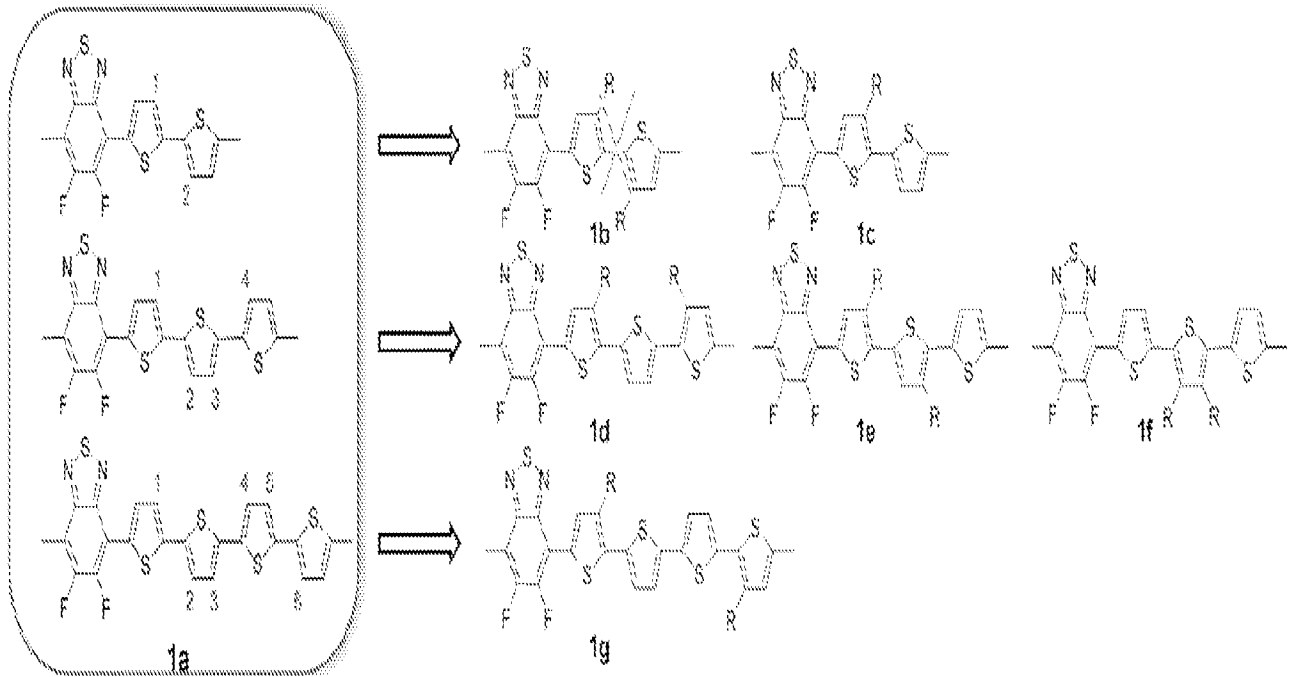


Figure 1

2/12

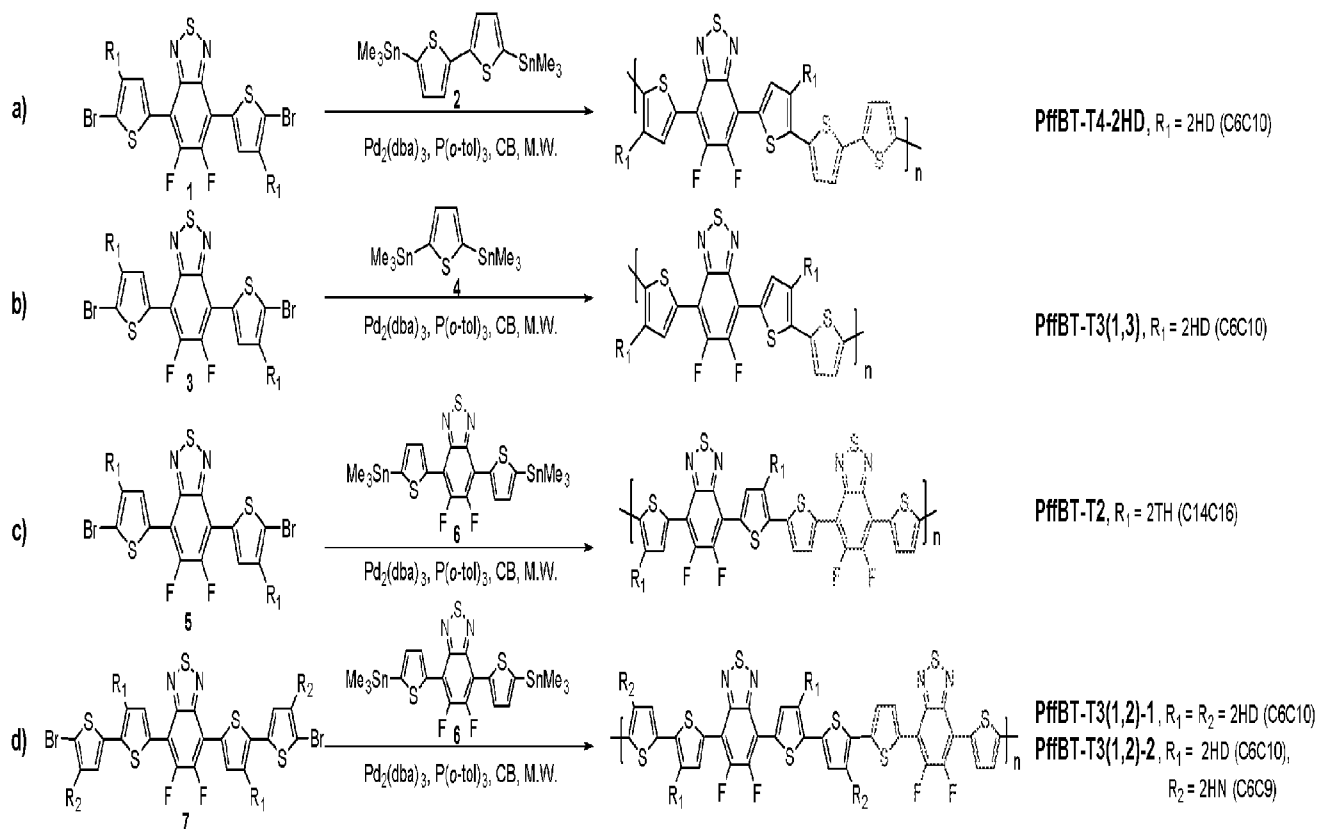


Figure 2A

3/12

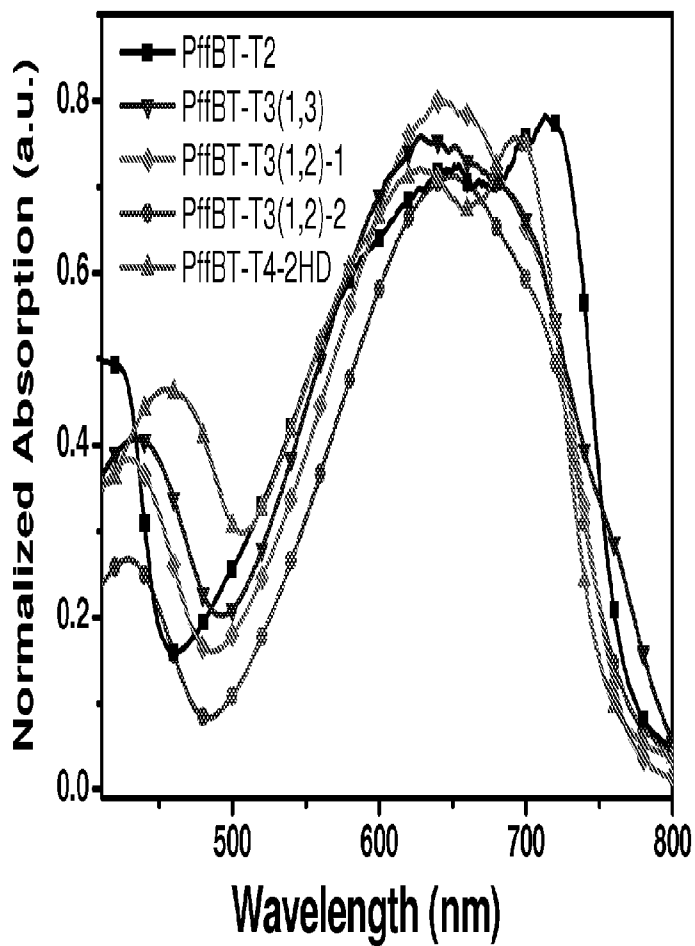


Figure 2B

4/12

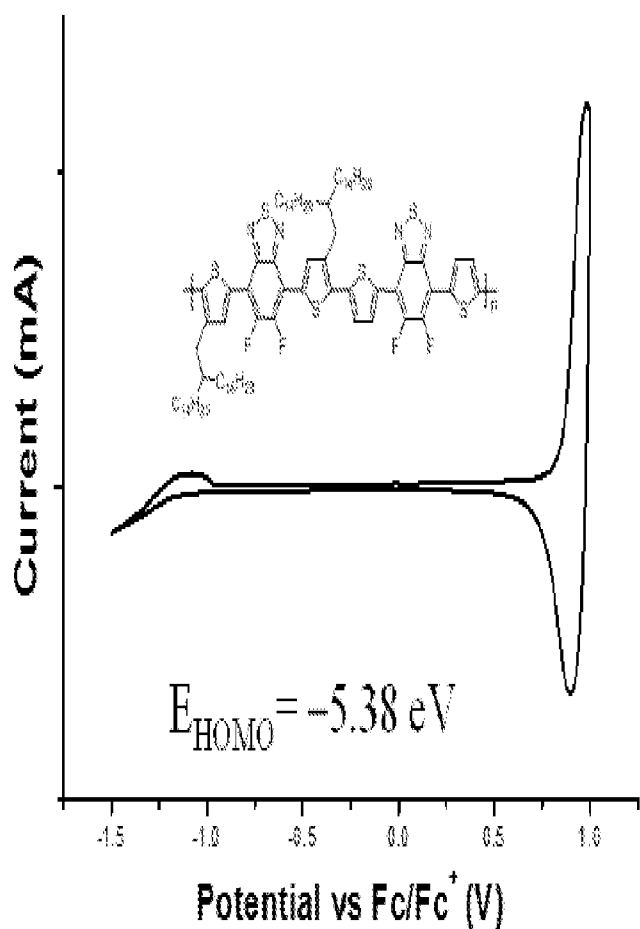


Figure 3A

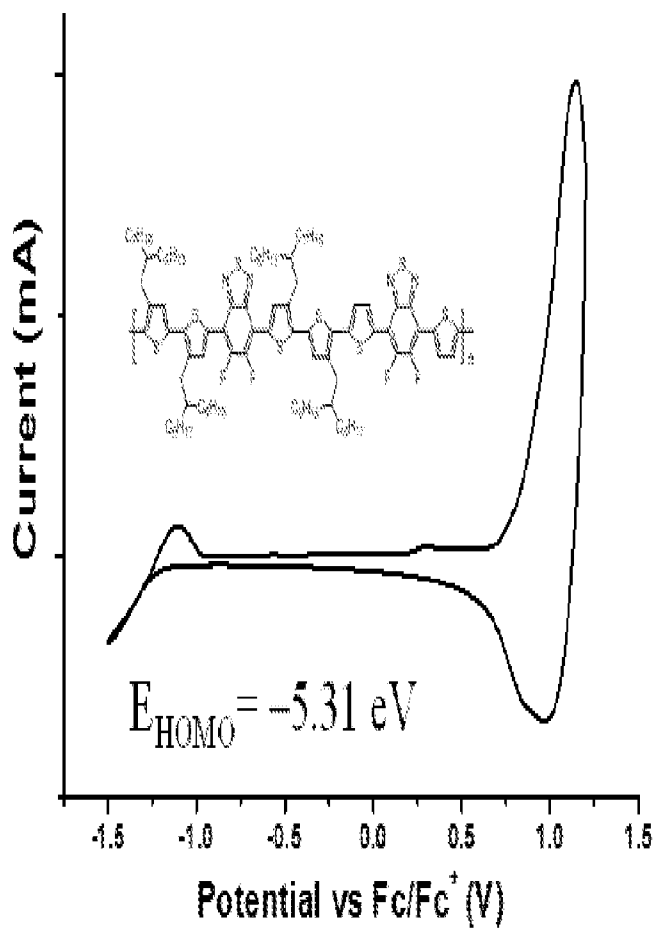


Figure 3B

5/12

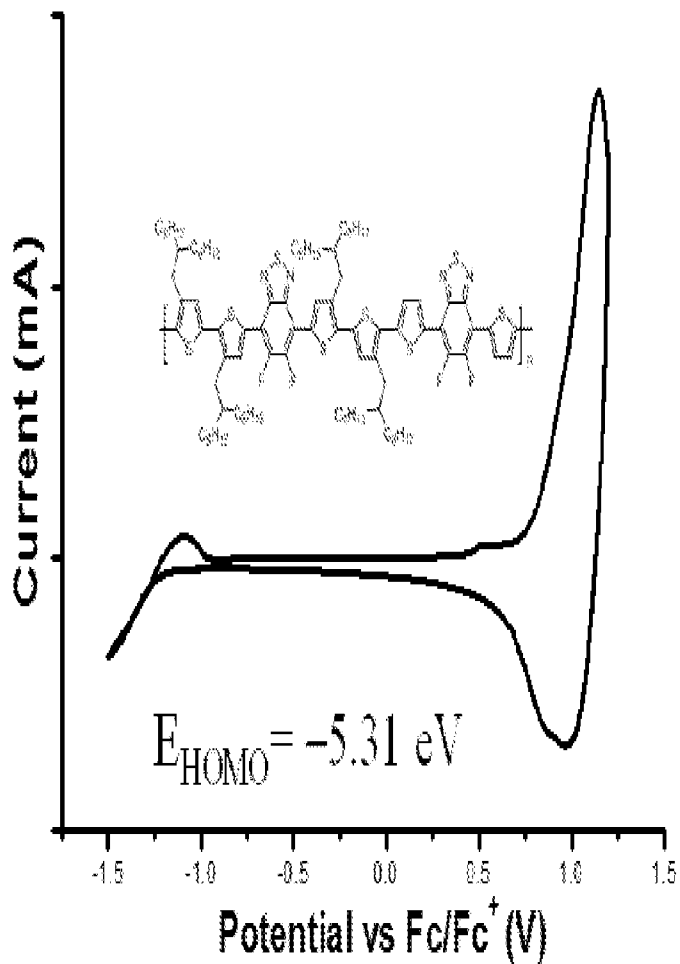


Figure 3C

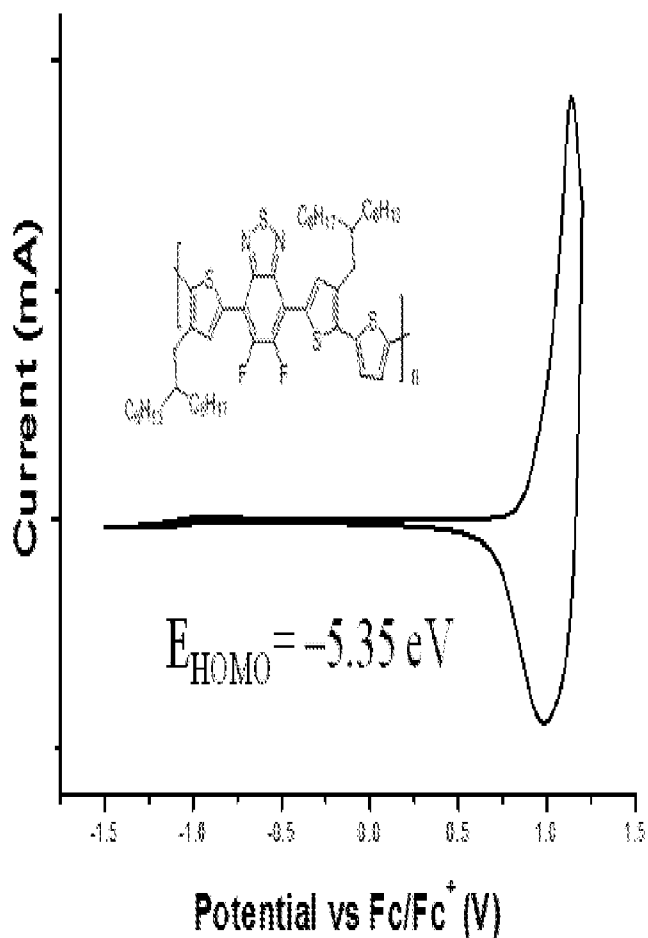


Figure 3D

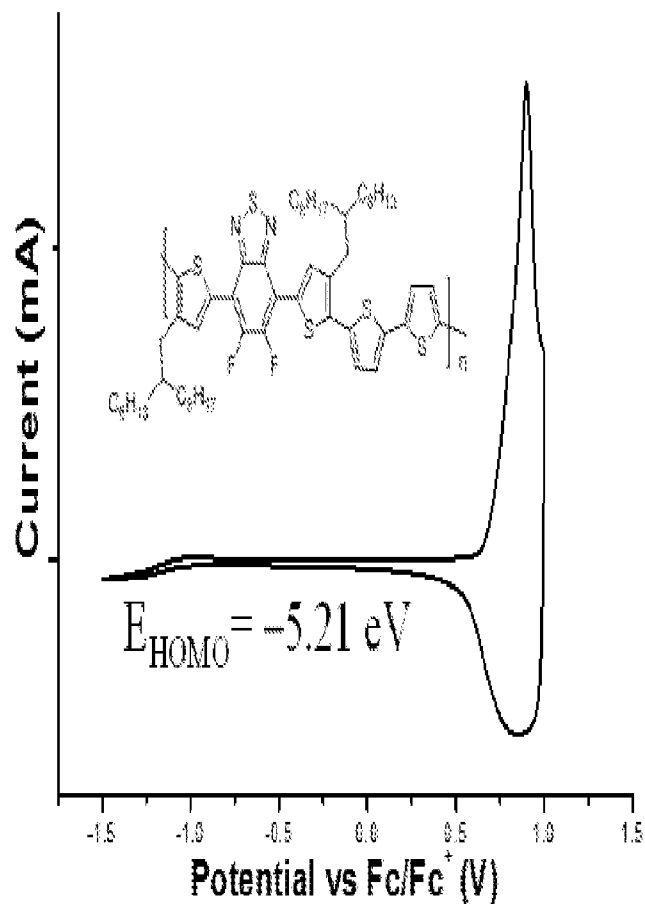


Figure 3E

7/12

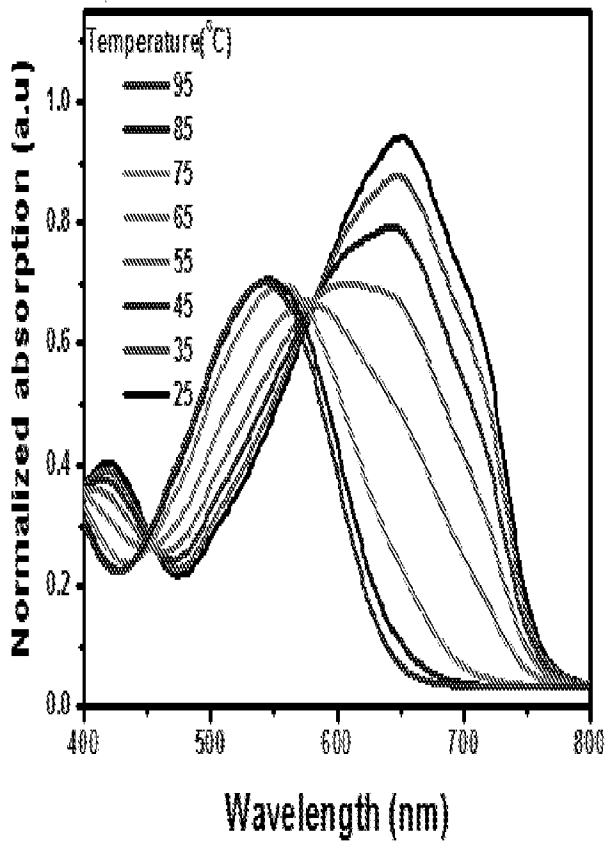


Figure 4A

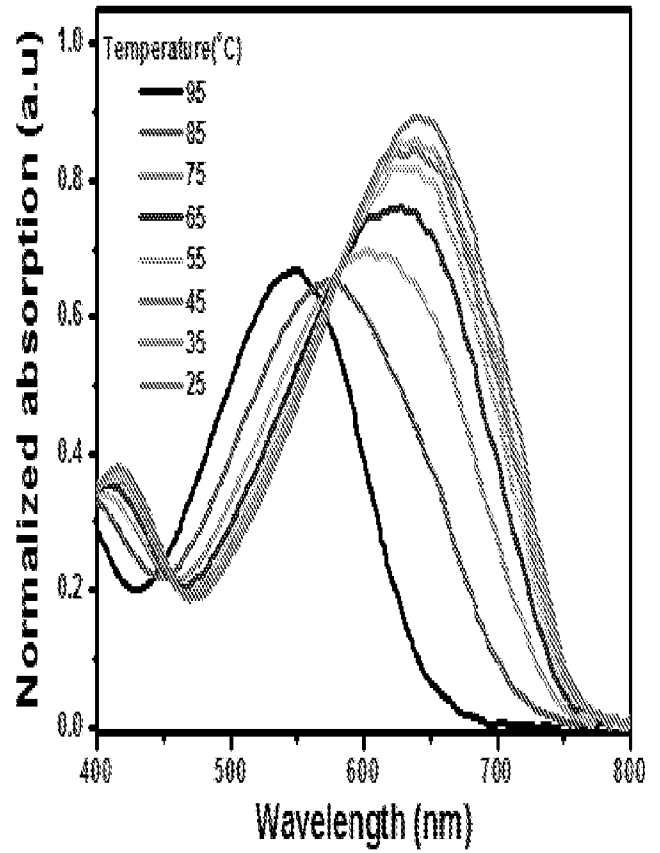


Figure 4B

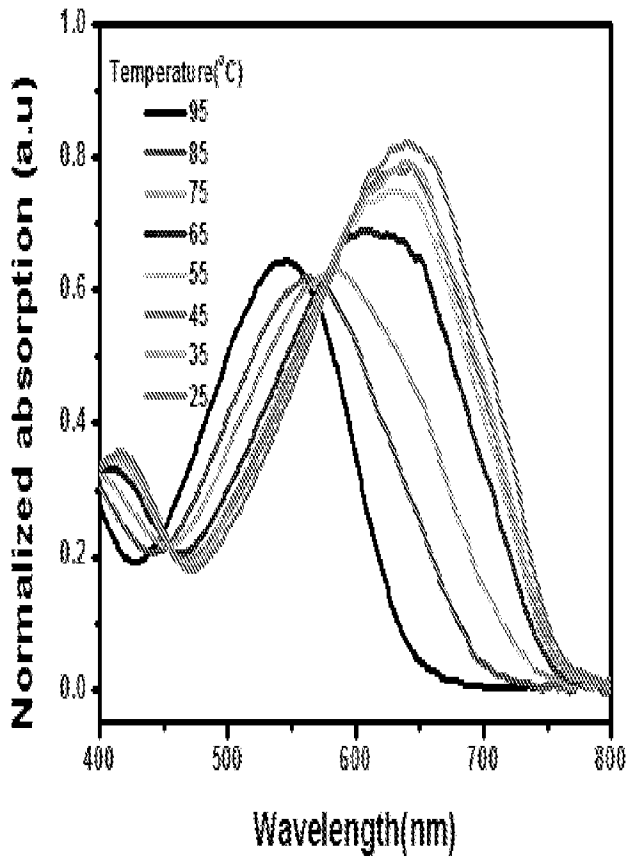


Figure 4C

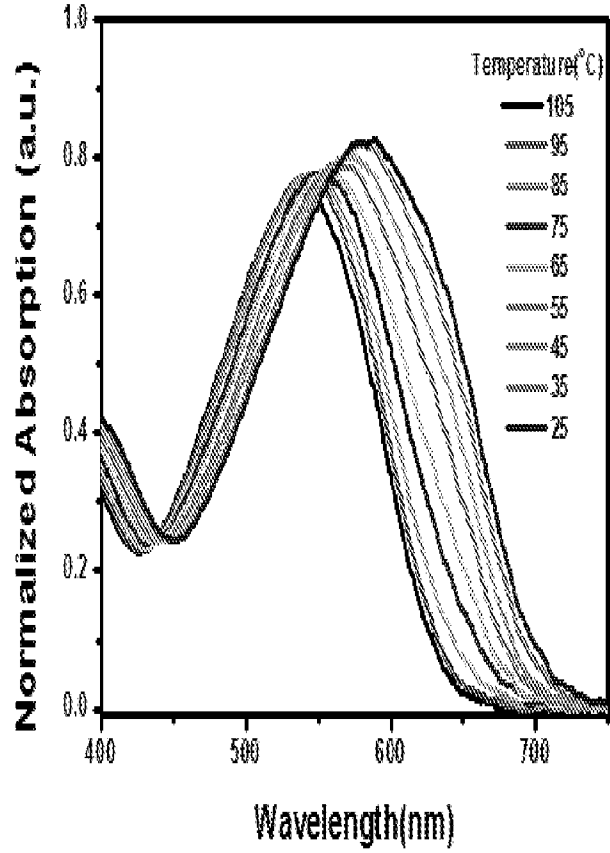


Figure 4D

9/12

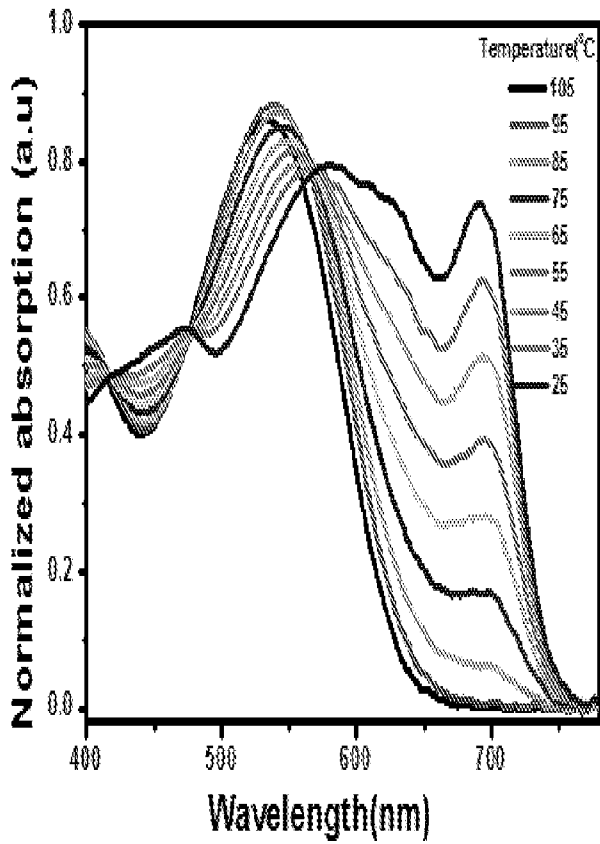


Figure 4E

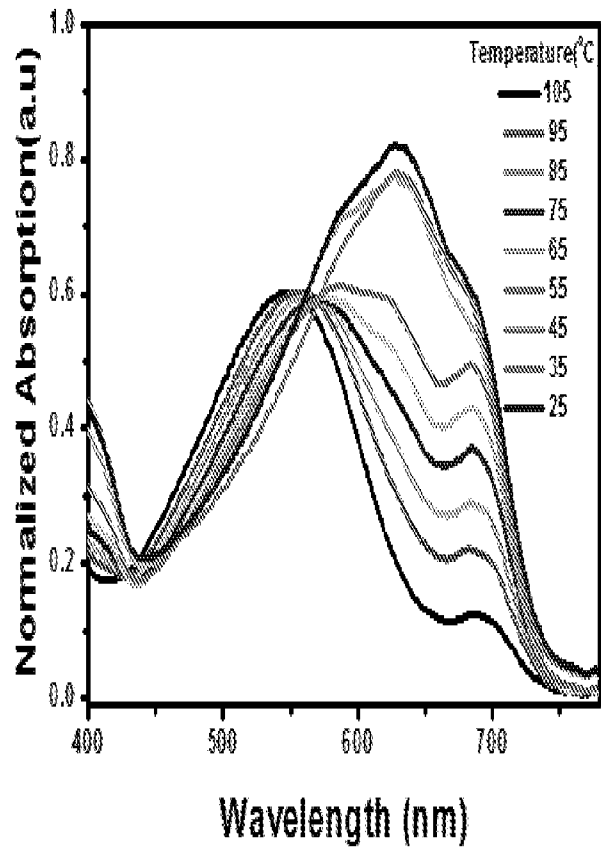


Figure 4F

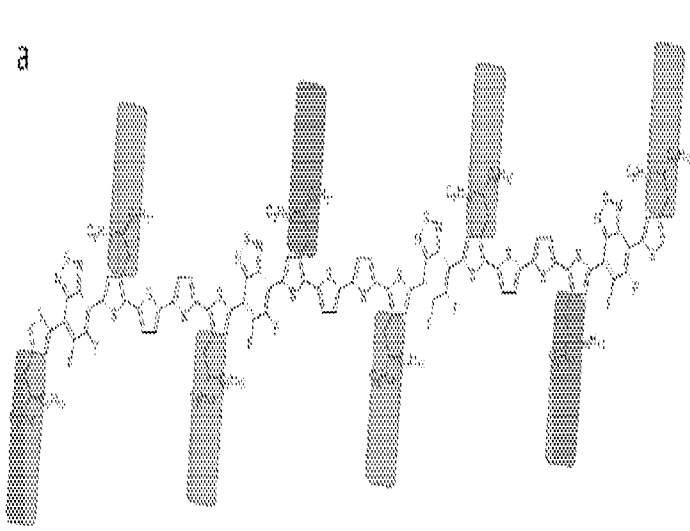


Figure 5a

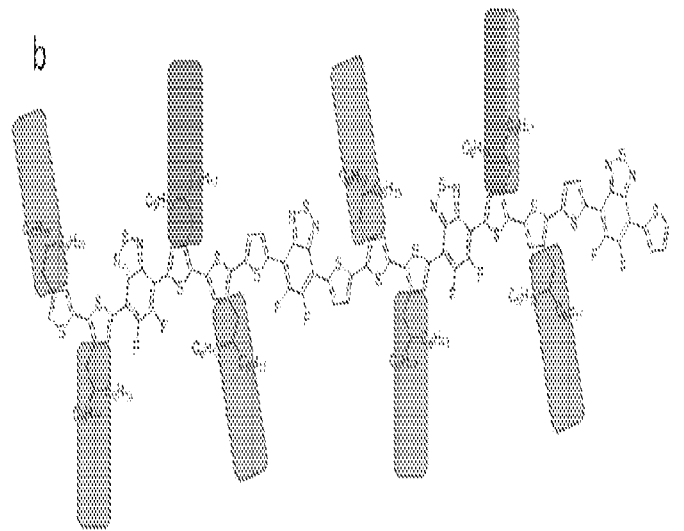


Figure 5b

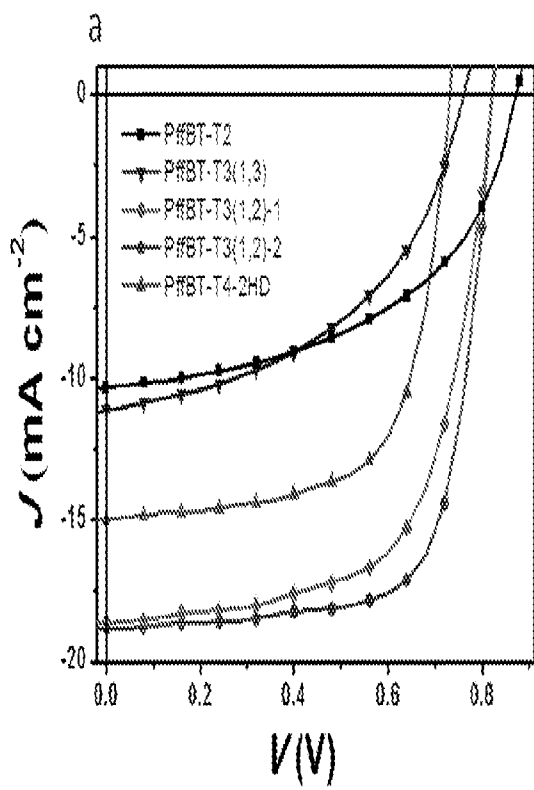


Figure 6a

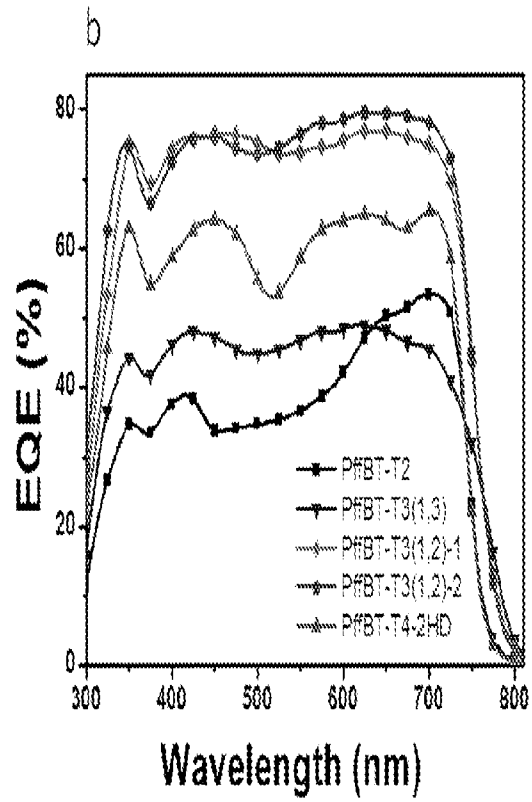


Figure 6b

12/12

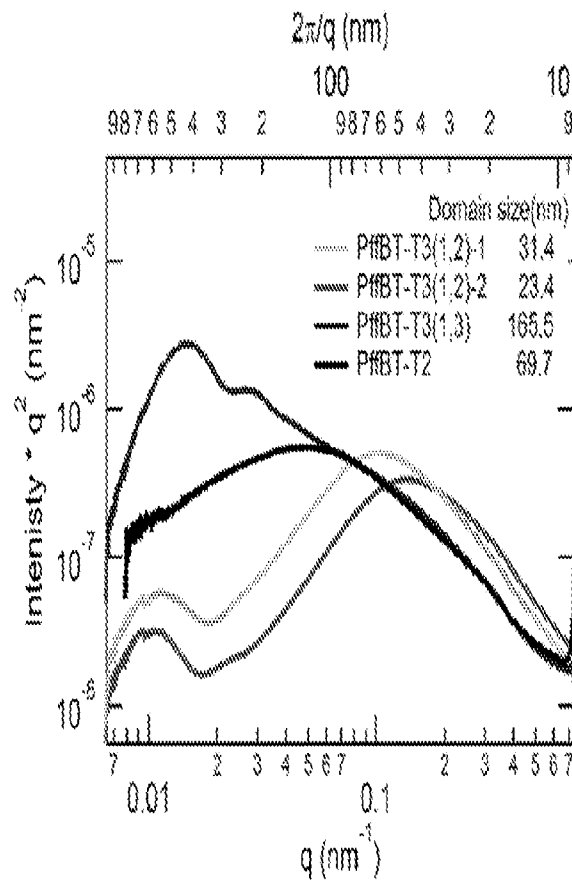


Figure 7

INTERNATIONAL SEARCH REPORT

International application No.

PCT/US 15/56895

| A. CLASSIFICATION OF SUBJECT MATTER IPC(8) - C08G 61/12; C07D 333/06; C07D 333/10 (2015.01) CPC - H01G11/48; C08G61/126 According to International Patent Classification (IPC) or to both national classification and IPC | | |
|--|--|--|
| B. FIELDS SEARCHED Minimum documentation searched (classification system followed by classification symbols) CPC: H01G11/48; C08G61/126 IPC(8): C08G 61/12; C07D 333/06; C07D 333/10 (2015.01) | | |
| Documentation searched other than minimum documentation to the extent that such documents are included in the fields searched USPC: 528/377; 540/1 (See Search Words Below) | | |
| Electronic data base consulted during the international search (name of data base and, where practicable, search terms used) PATBASE: Full-text = AU BE BR CA CH CN DE DK EP ES FI FR GB IN JP KR SE TH TW US WO Google: Scholar/Patents: terthiophene conjugated polymer transistor field-effect thiophene difluoro benzothiadiazine phenanthrazine benzothiadiazole dithiophene | | |
| C. DOCUMENTS CONSIDERED TO BE RELEVANT | | |
| Category* | Citation of document, with indication, where appropriate, of the relevant passages | Relevant to claim No. |
| X ---- Y | KONG et al. 'New Semiconducting Polymers Containing 3,6-Dimethyl(thieno[3,2-b]thiophene or selenopheno[3,2-b]selenophene) for Organic Thin-Film Transistors', Chem. Mater. 2009, Vol 21, pp 2650-2660. Title; Abstract; pg 2654, Col 2, para 1; pg 2655, Col 1, para 2 to Col 2, para 2. Table 1; pg 2658, Figure 6B ; pg 2660, Col 2 para 2 | 1 ---- 2-7; 15-16 |
| Y | CHENG et al. 'Synthesis of Conjugated Polymers for Organic Solar Cell Applications', Chemical Reviews, 2009, Vol 109, pp 5868-5923. pg 5783, Col 2, para 3; pg 5869; pg 5989; pg 5894, Col 2, para 1 to pg 5895, Col 1, para 1, Scheme 40; pg 5908, Scheme 76; pg 5910, Scheme 80 | 2-21 |
| Y | WANG et al. 'Semiconducting pi-conjugated systems in Field-Effect Transistors: A Material Odyssey of Organic Electronics' Chemical Reviews, 2012, Vol.112, pp. 2208-2267. pg 2230, Chart 1; pg 2239, Col 2, para 2; pg 2240, Chart 2 | 8-21 |
| <input type="checkbox"/> Further documents are listed in the continuation of Box C. <input type="checkbox"/> | | |
| * Special categories of cited documents: "A" document defining the general state of the art which is not considered to be of particular relevance "E" earlier application or patent but published on or after the international filing date "L" document which may throw doubts on priority claim(s) or which is cited to establish the publication date of another citation or other special reason (as specified) "O" document referring to an oral disclosure, use, exhibition or other means "P" document published prior to the international filing date but later than the priority date claimed "T" later document published after the international filing date or priority date and not in conflict with the application but cited to understand the principle or theory underlying the invention "X" document of particular relevance; the claimed invention cannot be considered novel or cannot be considered to involve an inventive step when the document is taken alone "Y" document of particular relevance; the claimed invention cannot be considered to involve an inventive step when the document is combined with one or more other such documents, such combination being obvious to a person skilled in the art "&" document member of the same patent family | | |
| Date of the actual completion of the international search 10 December 2015 (10.12.2015) | | Date of mailing of the international search report 20 JAN 2016 |
| Name and mailing address of the ISA/US Mail Stop PCT, Attn: ISA/US, Commissioner for Patents P.O. Box 1450, Alexandria, Virginia 22313-1450 Facsimile No. 571-273-8300 | | Authorized officer: Lee W. Young PCT Helpdesk: 571-272-4300 PCT OSP: 571-272-7774 |