



US00D496762S1

(12) **United States Design Patent**
Durocher et al.

(10) **Patent No.:** **US D496,762 S**

(45) **Date of Patent:** **** Sep. 28, 2004**

(54) **AERATION APERTURES OF A HOCKEY HELMET**

(75) Inventors: **Jacques Durocher, St-Jérôme (CA);
Jean-François Béland, Montreal (CA)**

(73) Assignee: **Bauer Nike Hockey Inc., St.-Jerome (CA)**

(**) Term: **14 Years**

(21) Appl. No.: **29/181,124**

(22) Filed: **May 6, 2003**

(51) **LOC (7) Cl.** **09-03**

(52) **U.S. Cl.** **D29/122**

(58) **Field of Search** 2/6.1-6.7, 5, 412-414,
2/421, 423-425, 427, 171.3, 431, 9, 173;
D29/102-110, 112, 122; 128/201.23, 201.24

(56) **References Cited**

U.S. PATENT DOCUMENTS

- D364,264 S * 11/1995 Sheer D2/869
- D371,638 S * 7/1996 Hoshizaki et al. D29/106
- D401,018 S * 11/1998 Chartrand D29/106

- D412,766 S * 8/1999 Tang D29/106
- D428,535 S * 7/2000 Ball et al. D29/106
- D433,541 S * 11/2000 Ball et al. D29/106
- 6,298,497 B1 * 10/2001 Chartrand 2/414
- 2003/0135914 A1 * 7/2003 Racine et al. 2/413

OTHER PUBLICATIONS

2003 Player Catalog USA; pp. 20-21.

* cited by examiner

Primary Examiner—Ruth McInroy

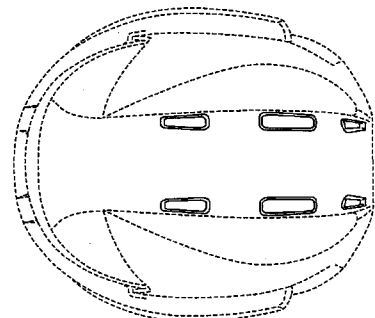
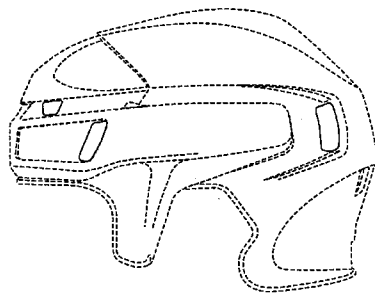
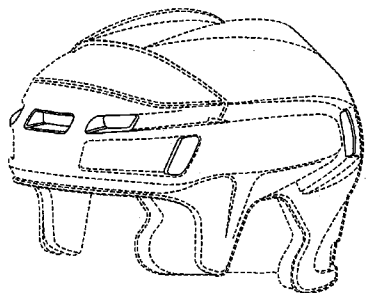
(57) **CLAIM**

We claim the ornamental design for aeration apertures of a hockey helmet, as shown and described.

DESCRIPTION

FIG. 1 is a perspective view of aeration apertures of a hockey helmet showing our new design; FIG. 2 is a left side elevational view thereof; FIG. 3 is a front elevational view thereof; FIG. 4 is a rear elevational view thereof; FIG. 5 is a right side elevational view thereof; and, FIG. 6 is a top plan view thereof.

1 Claim, 3 Drawing Sheets



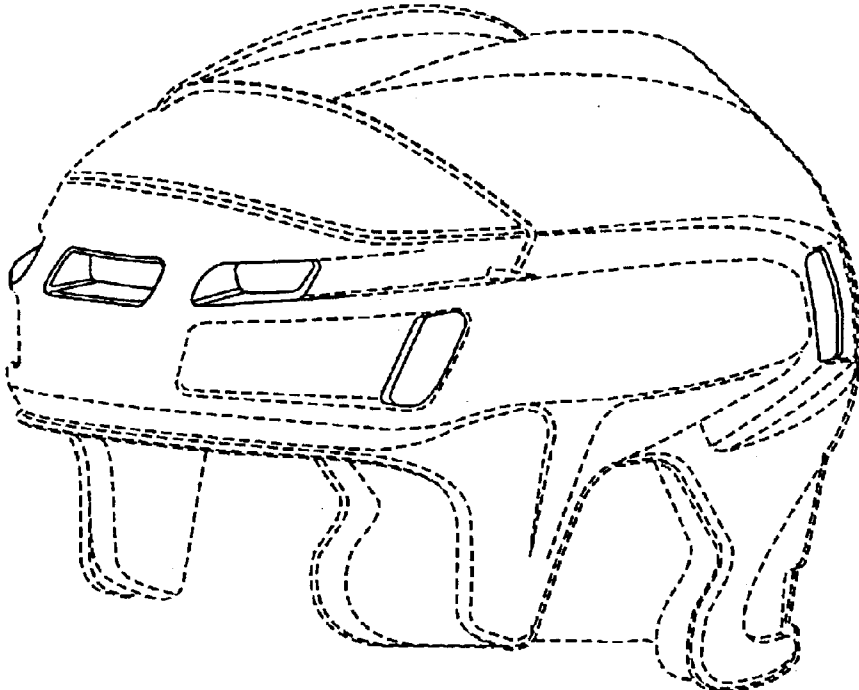


FIG. 1

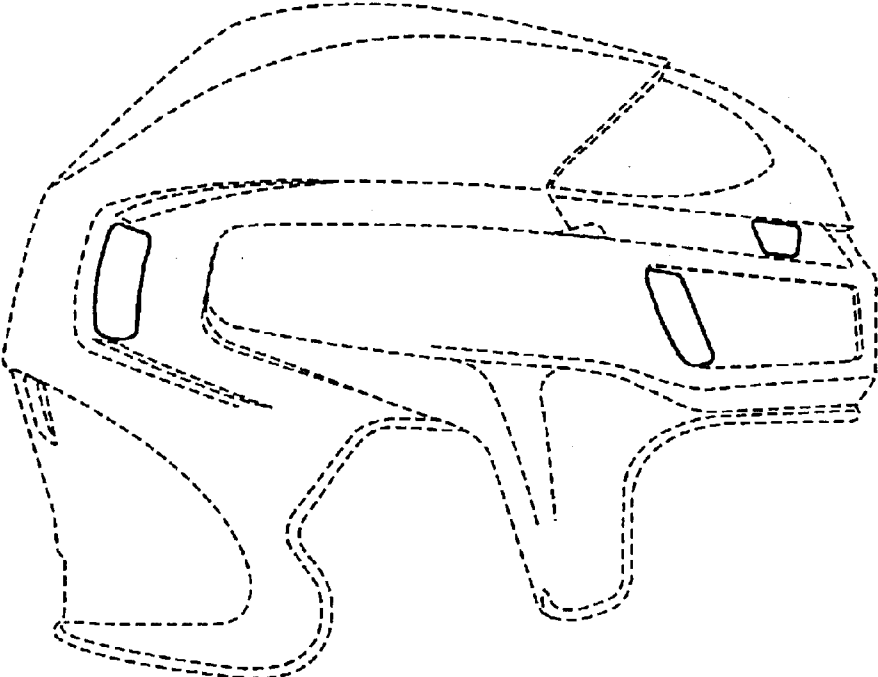


FIG. 2

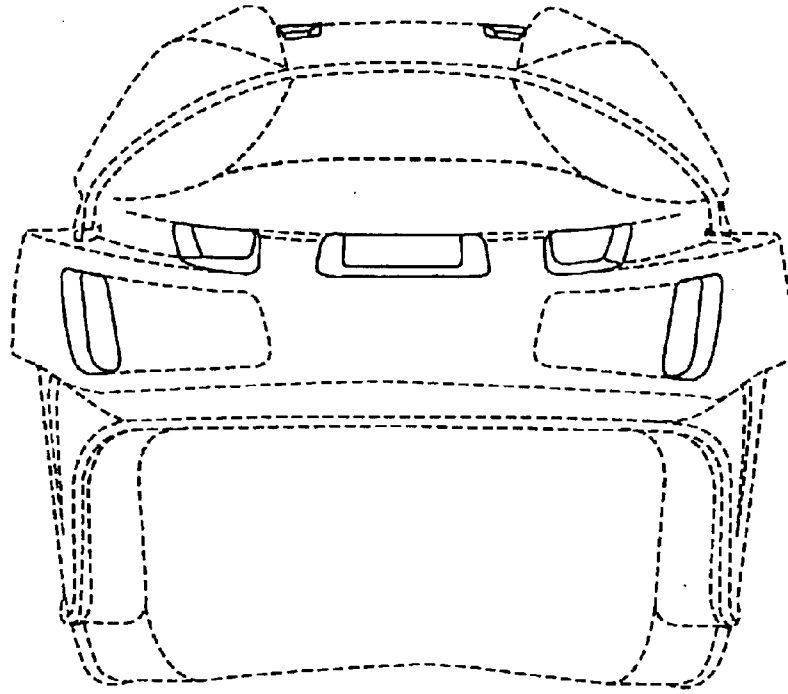


FIG. 3

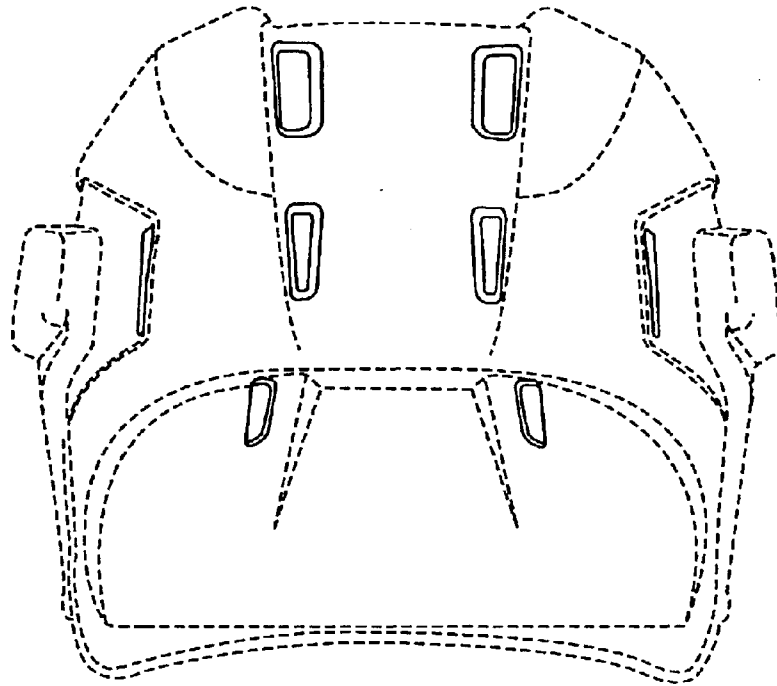


FIG. 4

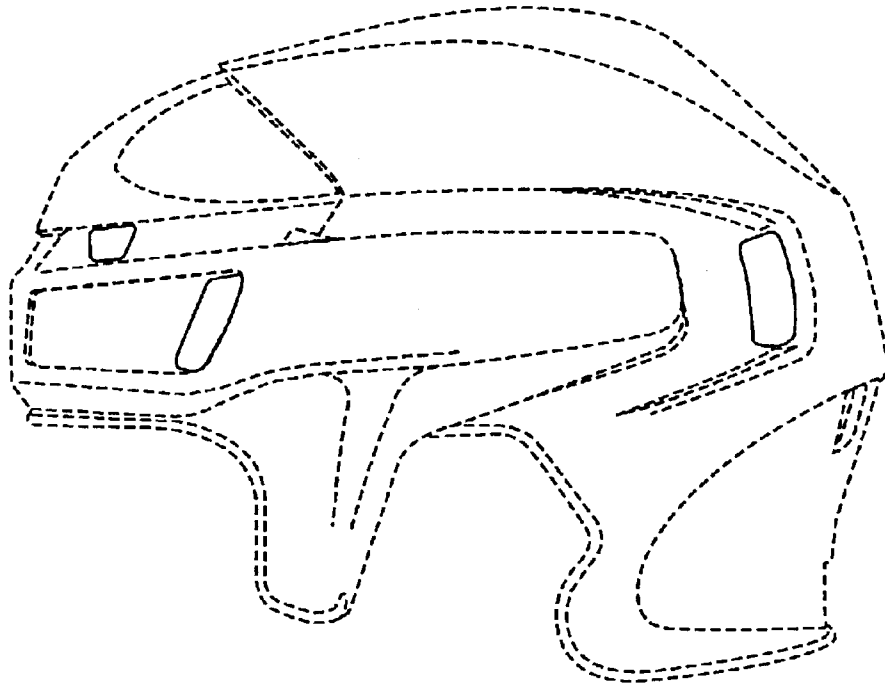


FIG. 5

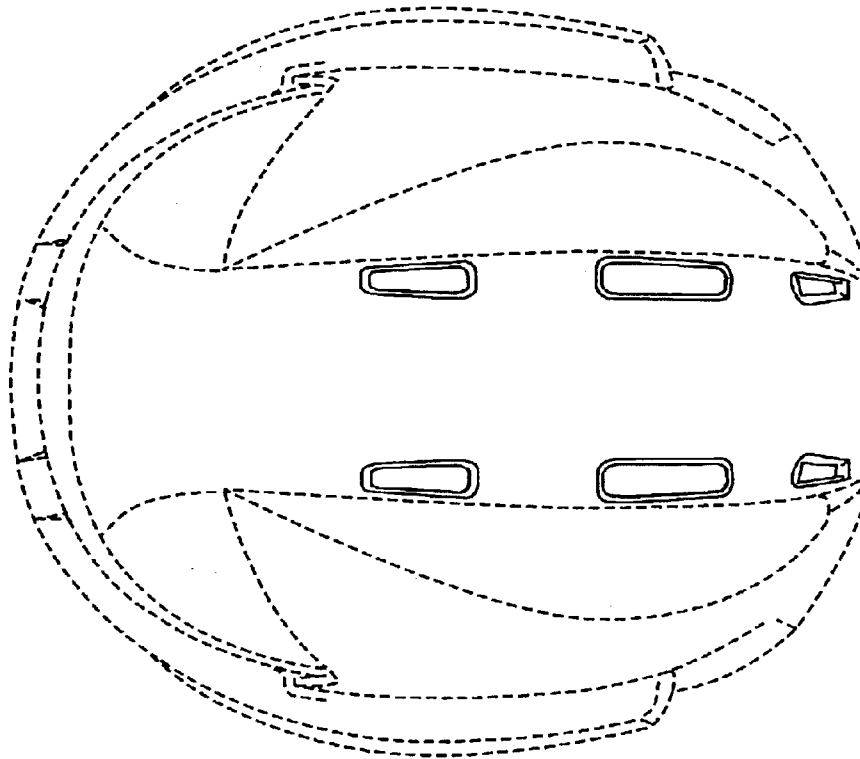


FIG. 6

UNITED STATES PATENT AND TRADEMARK OFFICE
CERTIFICATE OF CORRECTION

PATENT NO. : Des. 496,762 S
APPLICATION NO. : 29/181124
DATED : September 28, 2004
INVENTOR(S) : Jacques Durocher et al.

Page 1 of 1

It is certified that error appears in the above-identified patent and that said Letters Patent is hereby corrected as shown below:

Title Page, Under Description:

The description at the end must read as follows:

The broken lines shown in Figures 1-6 are for illustrative purposes only and form no part of the design.

Signed and Sealed this
Eighteenth Day of March, 2008

A handwritten signature in black ink that reads "Jon W. Dudas". The signature is written in a cursive style with a large, stylized initial "J".

JON W. DUDAS
Director of the United States Patent and Trademark Office