



US00D850140S

(12) **United States Design Patent** (10) **Patent No.:** **US D850,140 S**
Williams, Jr. et al. (45) **Date of Patent:** **** Jun. 4, 2019**

- (54) **SOFA**
- (71) Applicant: **The Mitchell Gold Co.**, Taylorsville, NC (US)
- (72) Inventors: **Robert T. Williams, Jr.**, Hickory, NC (US); **Matthew D. Wilder**, Hickory, NC (US); **Christopher H. Wilson**, Statesville, NC (US)
- (73) Assignee: **The Mitchell Gold Co.**, Taylorsville, NC (US)
- (**) Term: **15 Years**
- (21) Appl. No.: **29/621,144**
- (22) Filed: **Oct. 4, 2017**
- (51) **LOC (11) Cl.** **06-01**
- (52) **U.S. Cl.**
USPC **D6/381**
- (58) **Field of Classification Search**
USPC D6/334, 335, 336, 341, 360, 361, 364, D6/365, 366, 367, 368, 369, 371, 372, D6/373, 374, 375, 376, 377, 378, 381
CPC A47C 1/00; A47C 13/00; A47C 13/005; A47C 15/002; A47C 17/02
See application file for complete search history.

D540,062 S *	4/2007	Natuzzi	D6/381
D544,233 S *	6/2007	Hutton	D6/378
D640,481 S *	6/2011	Bush	D6/381
D660,033 S *	5/2012	Nguyen	D6/369
D660,043 S *	5/2012	Nguyen	D6/369
D660,610 S *	5/2012	Nguyen	D6/369
D674,210 S *	1/2013	Citterio	D6/381
D691,825 S *	10/2013	Lenney	D6/381
D806,429 S *	1/2018	Numen/ForUse	D6/375

* cited by examiner

Primary Examiner — Deanna L Pratt

(74) *Attorney, Agent, or Firm* — Kilpatrick Townsend & Stockton LLP

(57) **CLAIM**

We claim the ornamental design for the sofa, as shown and described.

DESCRIPTION

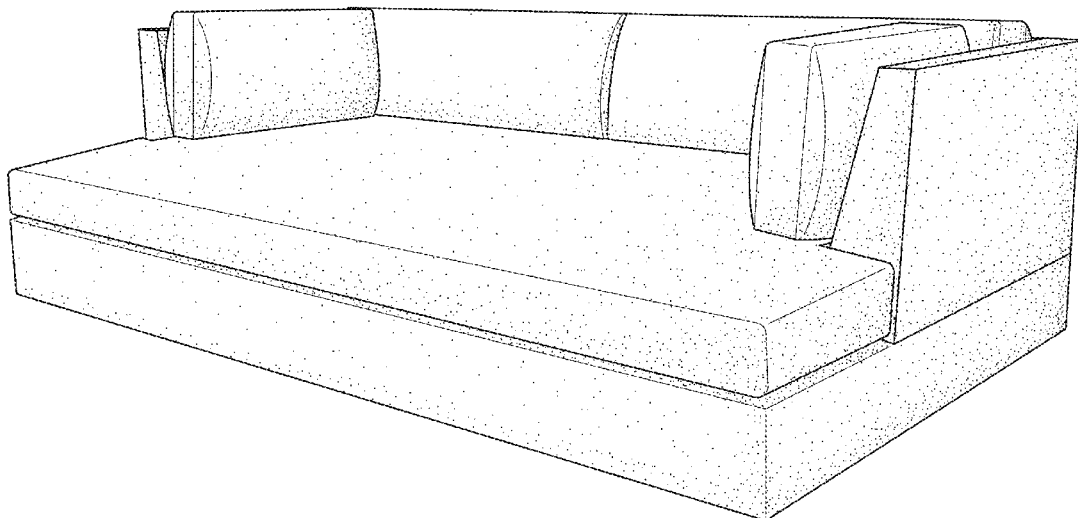
FIG. 1 is a top, perspective view of a sofa comprising the present invention.
 FIG. 2 is a front elevational view of the sofa shown in FIG. 1.
 FIG. 3 is a side elevational view of the sofa shown in FIGS. 1 and 2.
 FIG. 4 is a side elevational view of the sofa shown in FIGS. 1, 2, and 3.
 FIG. 5 is a rear elevational view of the sofa shown in FIGS. 1, 2, 3, and 4.
 FIG. 6 is a top plan view of the sofa shown in FIGS. 1, 2, 3, 4, and 5; and,
 FIG. 7 is a bottom plan view of the sofa shown in FIGS. 1, 2, 3, 4, 5, and 6.
 The broken lines are for environmental purposes only and form no part of the claimed design.

1 Claim, 6 Drawing Sheets

(56) **References Cited**

U.S. PATENT DOCUMENTS

D176,596 S *	1/1956	Cleese, Jr.	D6/367
D255,731 S *	7/1980	Marks	D6/381
D446,039 S *	8/2001	Gomez	D6/381
D484,712 S *	1/2004	Gomez	D6/377
D485,086 S *	1/2004	Gomez	D6/381
D498,074 S *	11/2004	Gomez	D6/381



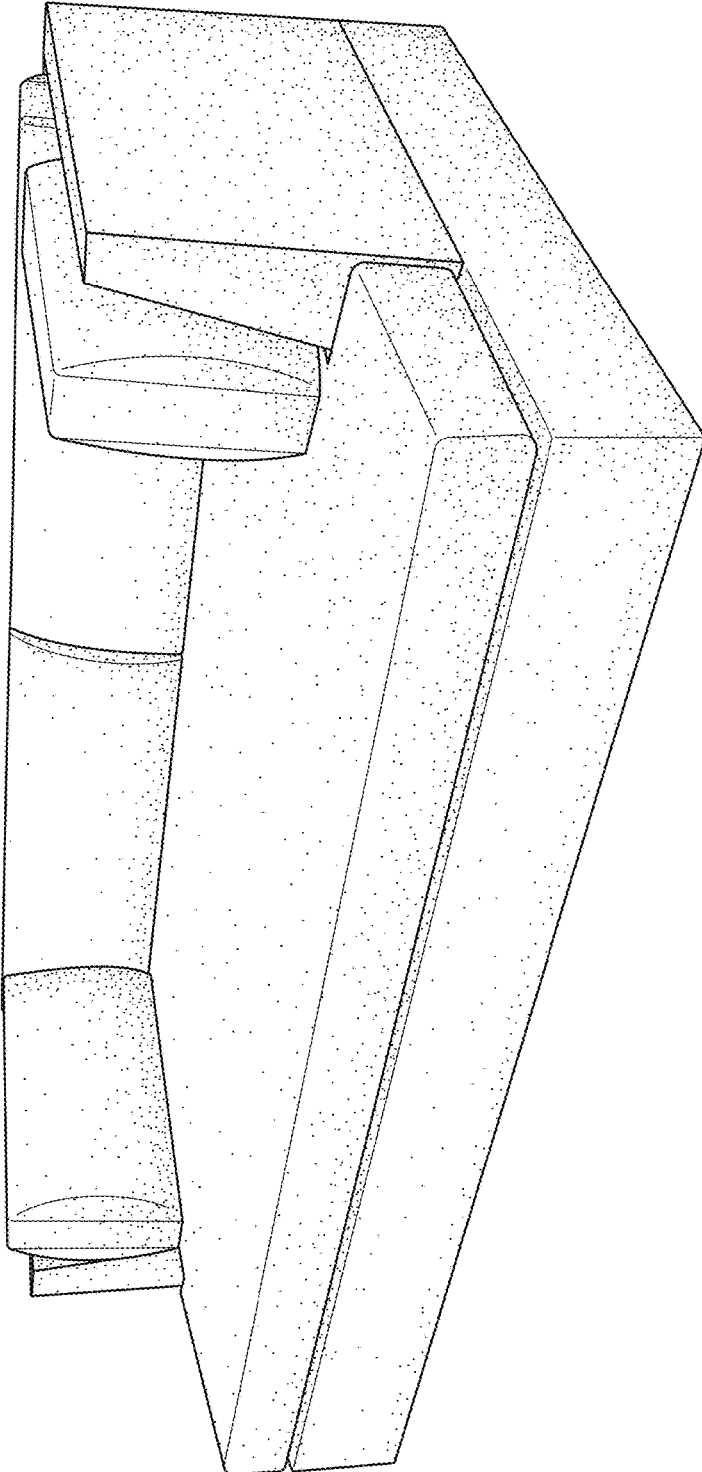


FIG. 1

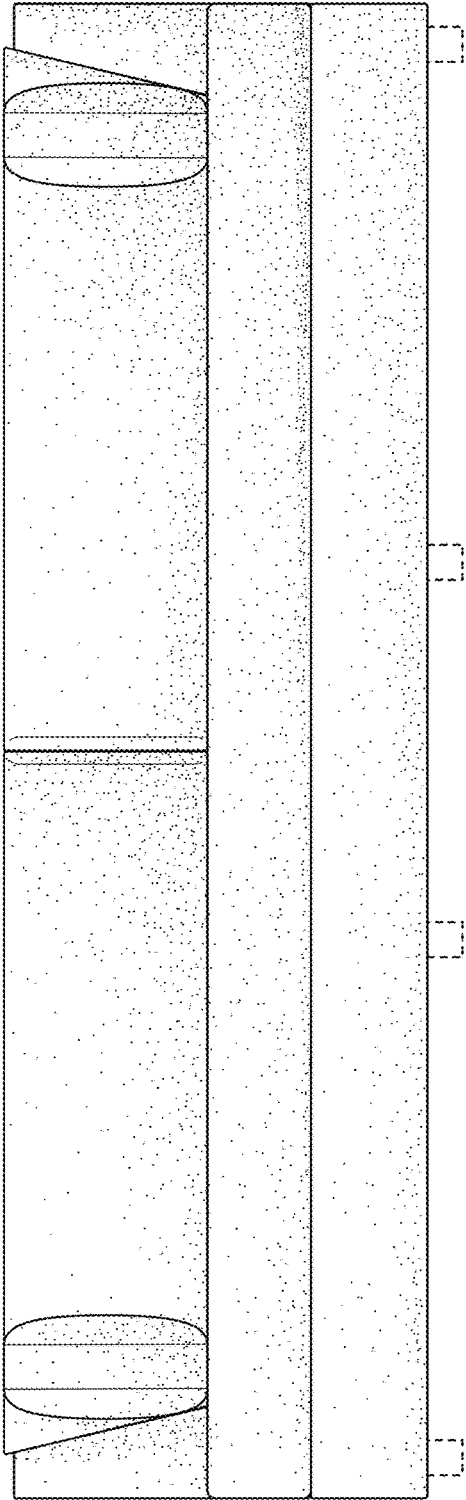


FIG. 2

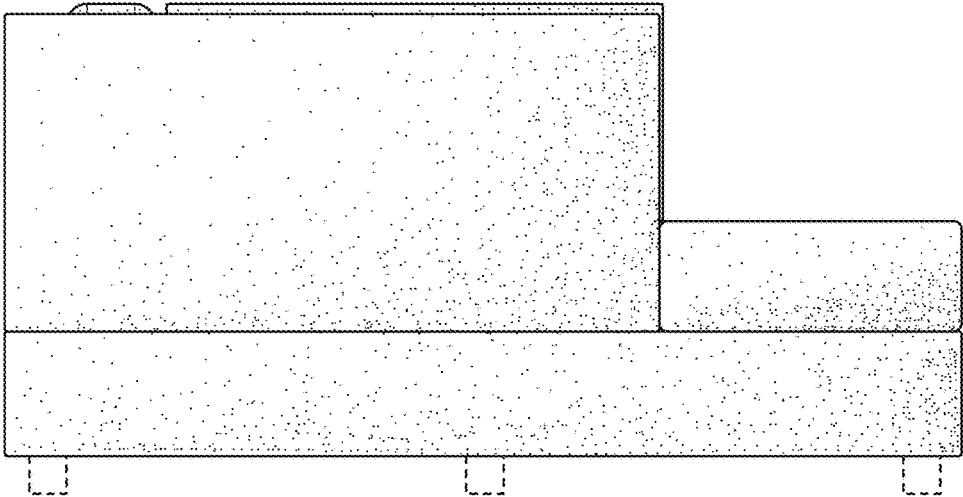


FIG. 3

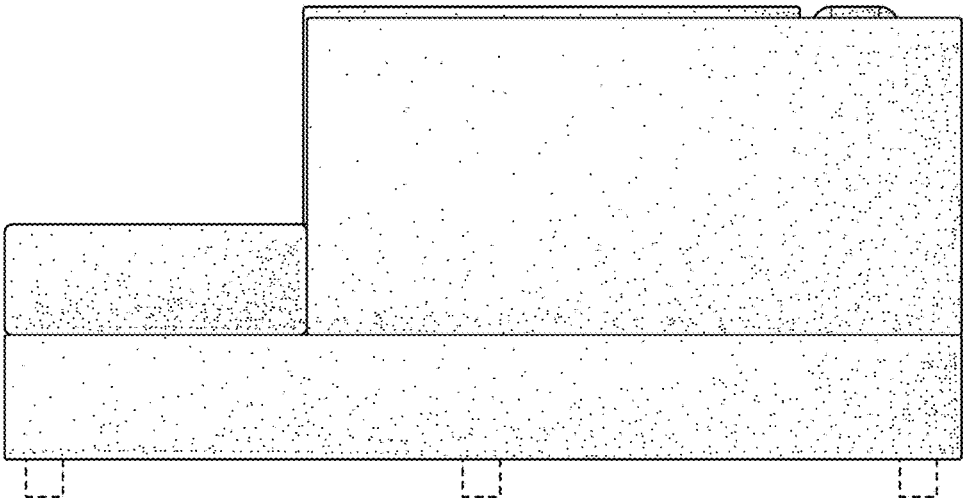


FIG. 4

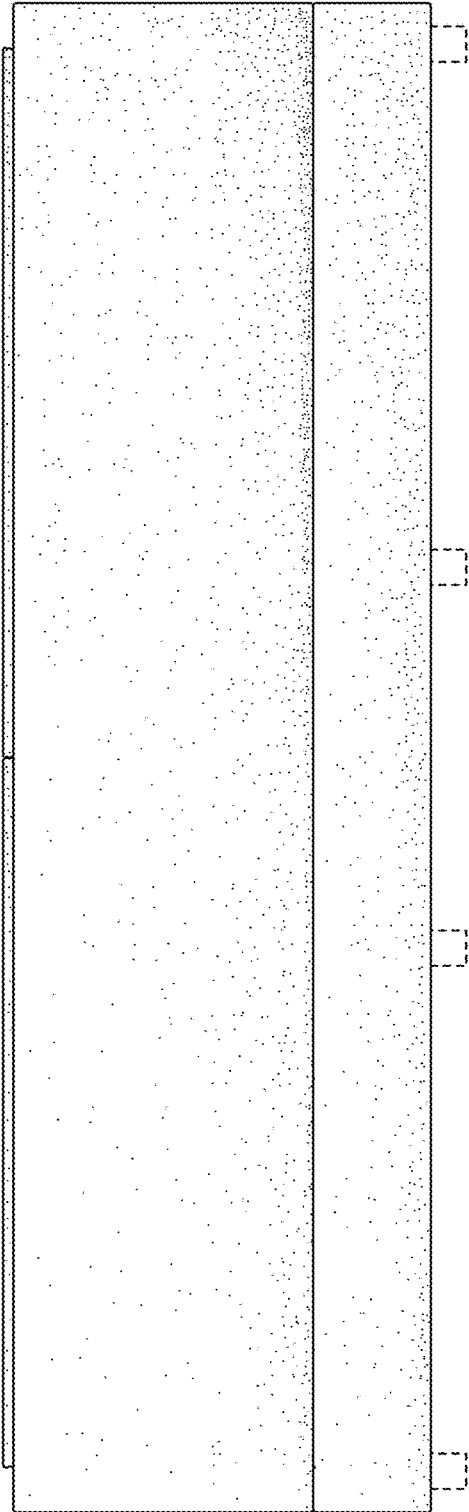


FIG. 5




FIG. 6




FIG. 7