



US00D749835S

(12) **United States Design Patent**
Whitaker

(10) **Patent No.:** **US D749,835 S**

(45) **Date of Patent:** **** Feb. 23, 2016**

(54) **REUSABLE CLAMP WITH LATCH RELEASE ARM**

(71) Applicant: **Nordson Corporation**, Westlake, OH (US)

(72) Inventor: **Carl T. Whitaker**, Berthoud, CO (US)

(73) Assignee: **NORDSON CORPORATION**, Westlake, OH (US)

(**) Term: **14 Years**

(21) Appl. No.: **29/500,091**

(22) Filed: **Aug. 21, 2014**

(51) **LOC (10) Cl.** **03-03**

(52) **U.S. Cl.**
USPC **D3/10**

(58) **Field of Classification Search**
USPC D3/10; D13/149, 154; D24/143, 128; D8/356, 396, 72, 395; D19/67, 69; D23/265; D30/199; 225/14, 65; 24/271, 284, 274 WB, 285, 130, 279, 24/193, 19; 156/577, 510; 248/56, 316.5; 285/38

CPC B65H 35/0026; F16L 23/06; F16L 23/04; F16L 3/23; F16L 23/10; F16L 25/12; H02G 3/0658; A61M 39/1011; A63B 59/004

See application file for complete search history.

(56) **References Cited**

U.S. PATENT DOCUMENTS

3,035,345 A * 5/1962 Barnard B65H 35/0026
225/14
3,705,737 A * 12/1972 Westerlund F16L 23/06
24/271

(Continued)

FOREIGN PATENT DOCUMENTS

KR 300471379.000 * 12/2007

OTHER PUBLICATIONS

Stainless Steel Components, Announced Feb. 24, 2007, [Site Visited Sep. 25, 2015] <http://www.classicip.com/cipssc.asp>.*

(Continued)

Primary Examiner — Eric Goodman

Assistant Examiner — Luqman McNeil

(74) *Attorney, Agent, or Firm* — Baker & Hostetler LLP

(57) **CLAIM**

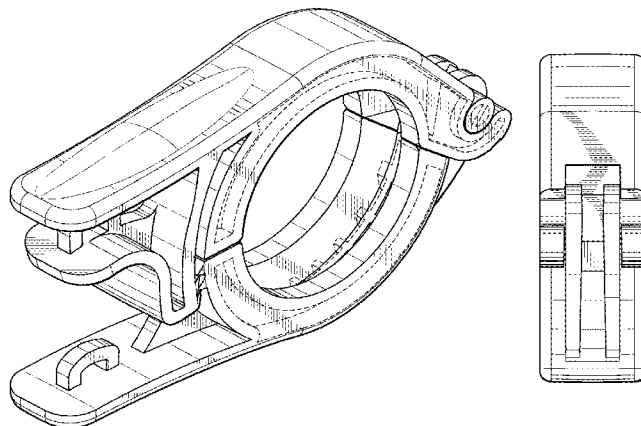
The ornamental design for a reusable clamp with latch release arm, therefor as shown and described.

DESCRIPTION

FIG. 1 is a front-left isometric view of a reusable clamp with latch release arm, the clamp being in closed configuration; FIG. 2 is a front-right isometric view of the reusable clamp of FIG. 1 in the closed configuration; FIG. 3 is a left side elevation view of the reusable clamp of FIG. 1 in the closed configuration; FIG. 4 is a front elevation view of the reusable clamp of FIG. 1 in the closed configuration, the rear elevation view being a mirror image thereof; FIG. 5 is a right side elevation view of the reusable clamp of FIG. 1 in the closed configuration; FIG. 6 is a top plan view of the reusable clamp of FIG. 1 in the closed configuration; FIG. 7 is a bottom plan view of the reusable clamp of FIG. 1 in the closed configuration; FIG. 8 is a front-left isometric view of the reusable clamp of FIG. 1, the clamp being in an open configuration; FIG. 9 is a left side elevation view of the reusable clamp of FIG. 8 in the open configuration; FIG. 10 is a front elevation view of the reusable clamp of FIG. 8 in the open configuration, the rear elevation view being a mirror image thereof; FIG. 11 is a right side elevation view of the reusable clamp of FIG. 8 in the open configuration; FIG. 12 is a top plan view of the reusable clamp of FIG. 8 in the open configuration; and, FIG. 13 is a bottom plan view of the reusable clamp of FIG. 8 in the open configuration.

The broken line showing is included for the purpose of illustrating portions of the reusable clamp with latch release arm and forms no part of the claimed design.

1 Claim, 8 Drawing Sheets



(56)

References Cited

U.S. PATENT DOCUMENTS

D269,155 S * 5/1983 Rose D8/356
 D296,777 S * 7/1988 Cornell D13/149
 D299,168 S * 12/1988 Bergstrom D24/143
 4,915,418 A * 4/1990 Palatchy F16L 17/04
 24/284
 D307,541 S * 5/1990 Tres D13/154
 D376,974 S * 12/1996 Chen 24/274 WB
 D389,052 S * 1/1998 Yamamoto D8/396
 5,759,342 A * 6/1998 Luhman B65H 35/0026
 156/577
 5,820,005 A * 10/1998 Perkitny B65H 35/0026
 225/65
 D411,298 S * 6/1999 Godwin D24/128
 D423,054 S * 4/2000 Harris D19/67
 6,176,409 B1 * 1/2001 Lee B65H 35/0026
 156/510
 D438,783 S * 3/2001 Elliott D8/396
 D439,833 S * 4/2001 Nakamura D8/356
 D447,564 S * 9/2001 Stewart, Jr. D24/143
 D479,787 S * 9/2003 Degen D8/72
 6,672,631 B1 * 1/2004 Weinhold F16L 23/06
 24/285
 6,742,223 B1 * 6/2004 Chang F16L 3/23
 24/130
 D500,086 S * 12/2004 Van Tyle D19/67
 D507,020 S * 7/2005 Mueller D19/67
 D519,024 S * 4/2006 Knight D8/395
 D529,093 S * 9/2006 Gullicks D19/69
 D536,607 S * 2/2007 Bekkevold D8/396
 D550,075 S * 9/2007 Tung D8/396
 7,290,805 B2 * 11/2007 Wu F16L 23/06
 285/364

D563,779 S * 3/2008 Yip D8/395
 7,384,078 B2 * 6/2008 Cobb F16L 23/10
 24/279
 D577,423 S * 9/2008 Dole D23/265
 D599,651 S * 9/2009 Riggsbee D8/395
 D610,684 S * 2/2010 Gaydos D24/143
 D631,740 S * 2/2011 Wood D8/396
 D649,641 S * 11/2011 Guttulrud D24/143
 D663,494 S * 7/2012 Milliff D30/199
 D664,201 S * 7/2012 Packard D19/69
 D665,027 S * 8/2012 Packard D19/69
 D677,332 S * 3/2013 Kent D19/69
 D681,734 S * 5/2013 Hagglund D19/69
 D687,102 S * 7/2013 Chandaria D19/69
 D695,100 S * 12/2013 Whitaker D8/396
 D700,835 S * 3/2014 Langlois D8/396
 8,961,340 B2 * 2/2015 Boatwright A63B 59/0044
 248/316.5
 2008/0179469 A1 * 7/2008 Leone H02G 3/0658
 248/56
 2009/0119886 A1 * 5/2009 Werth A61M 39/1011
 24/193
 2010/0132165 A1 * 6/2010 Shor F16L 23/04
 24/19
 2010/0327576 A1 * 12/2010 Linhorst F16L 25/12
 285/38
 2012/0227221 A1 9/2012 Whitaker et al.

OTHER PUBLICATIONS

Medium Side Pinch Clamp Red SPC-202 Sample Pack 25 Pieces, Announced Jul. 15, 2013, [Site Visited Sep. 25, 2015] <http://sidepinchclamp.com/spc-samples/medium-sidepinch-clamp-sample-pack-24-pieces-3>.*

* cited by examiner

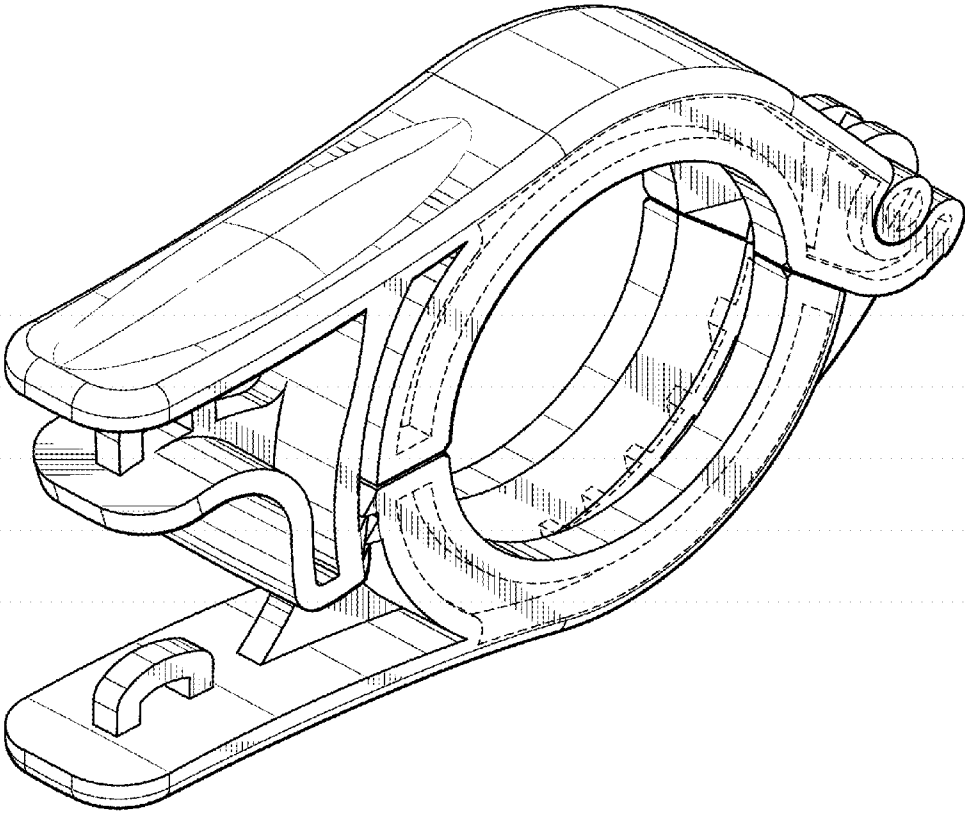


FIG. 1

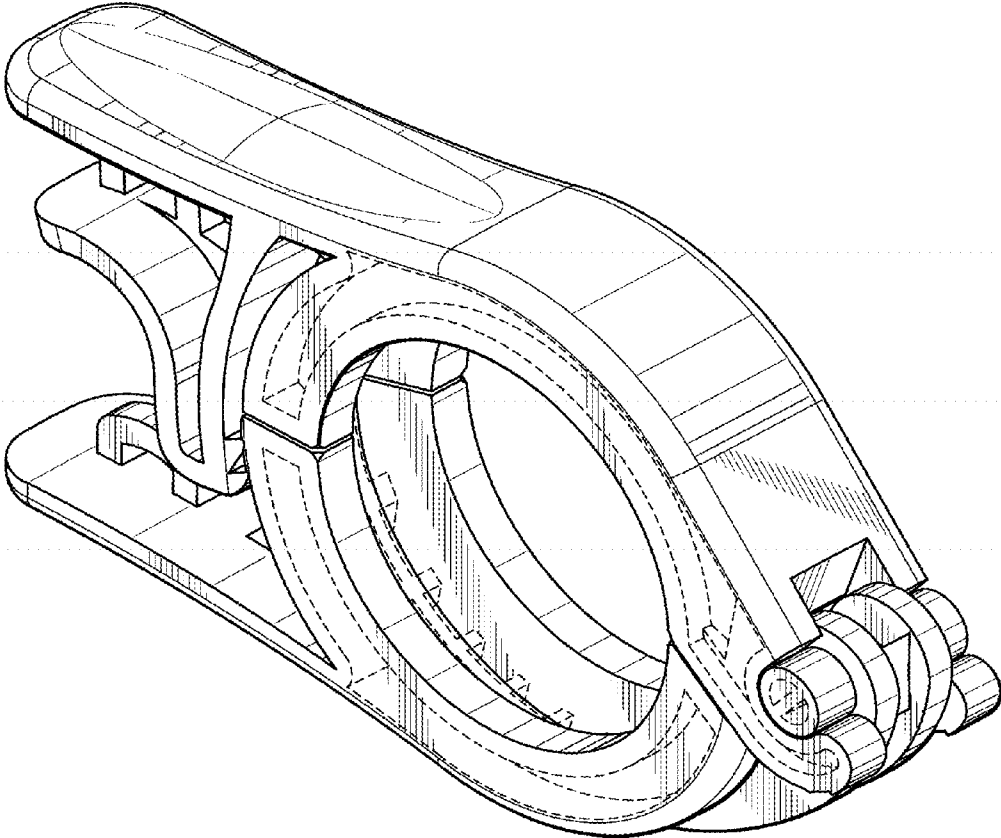


FIG. 2

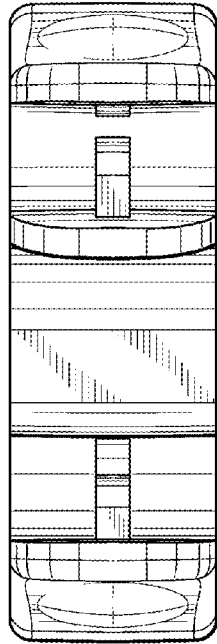


FIG. 3

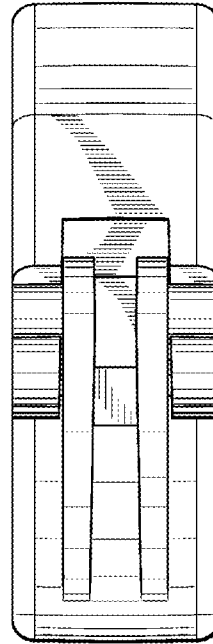


FIG. 4

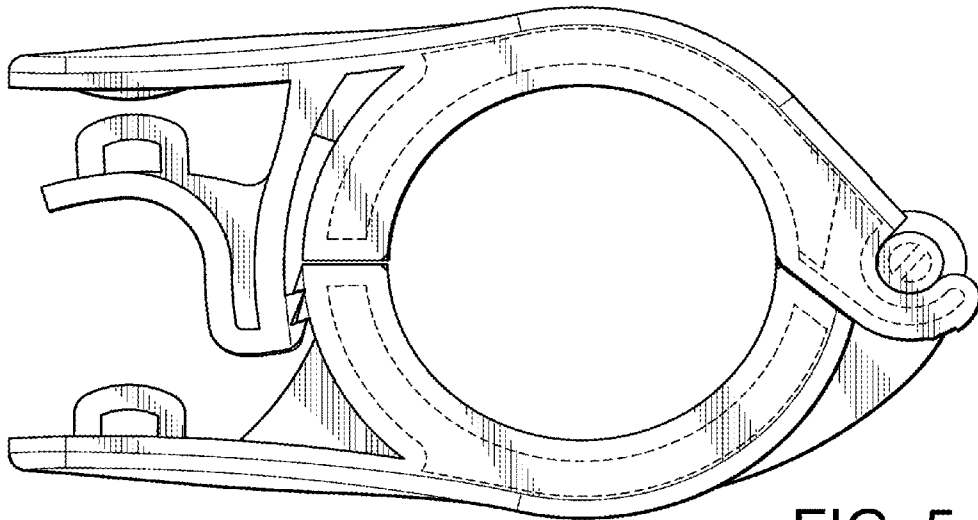


FIG. 5

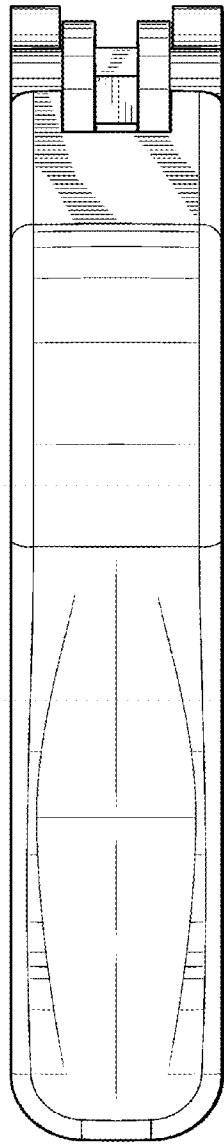


FIG. 6

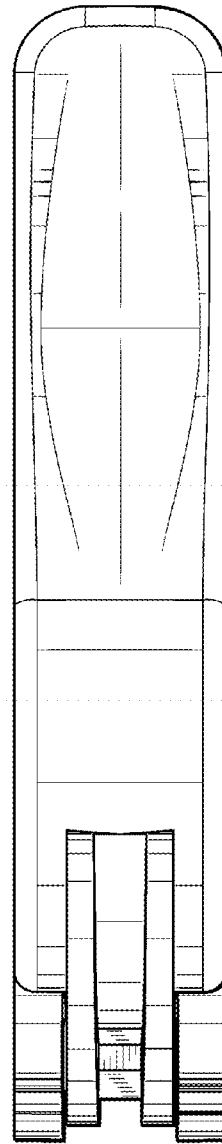


FIG. 7

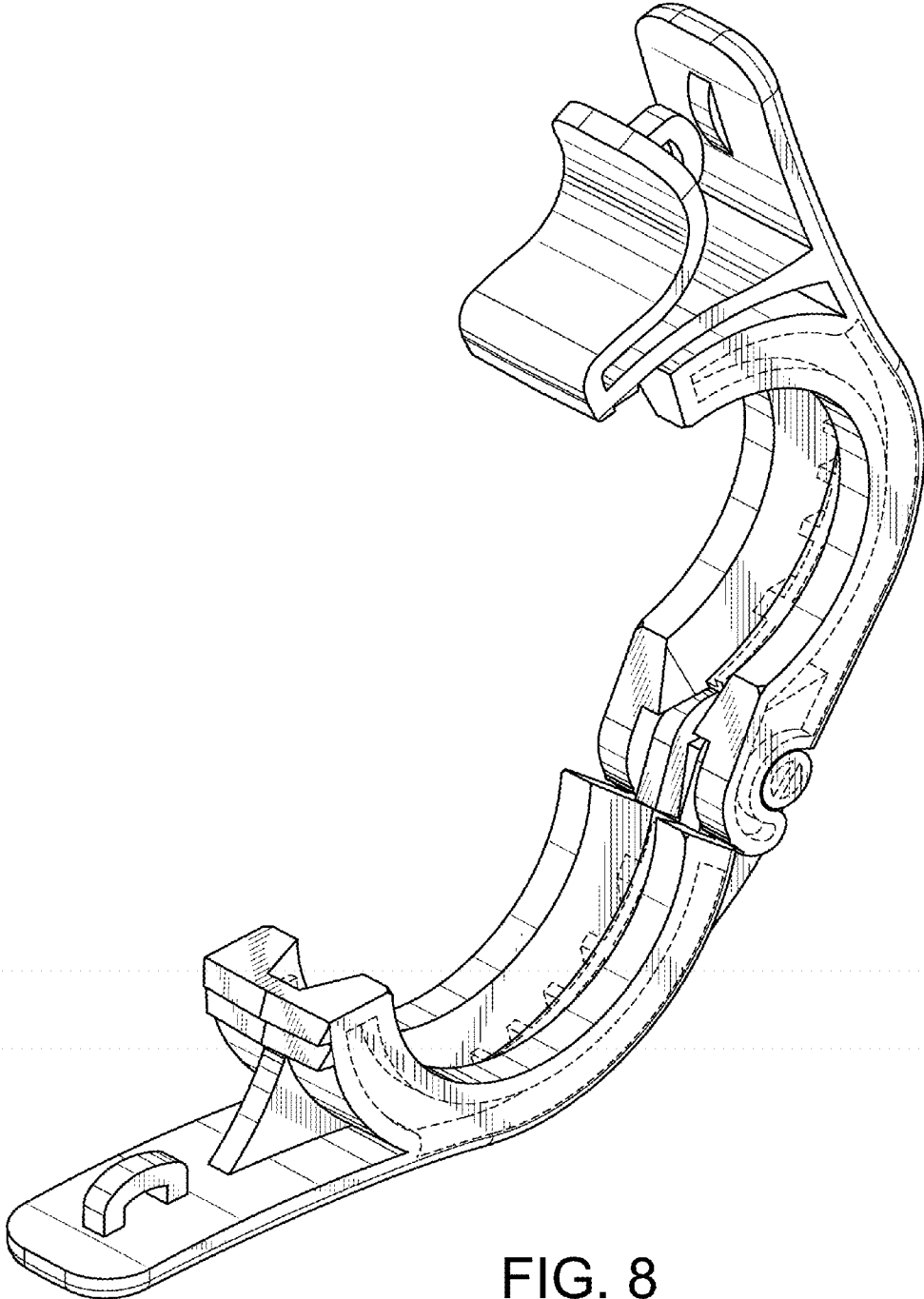


FIG. 8

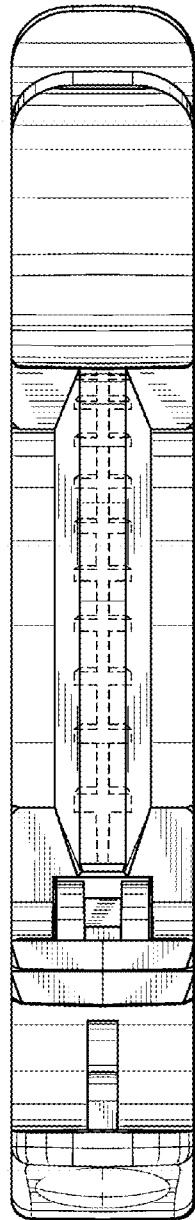


FIG. 9




FIG. 10

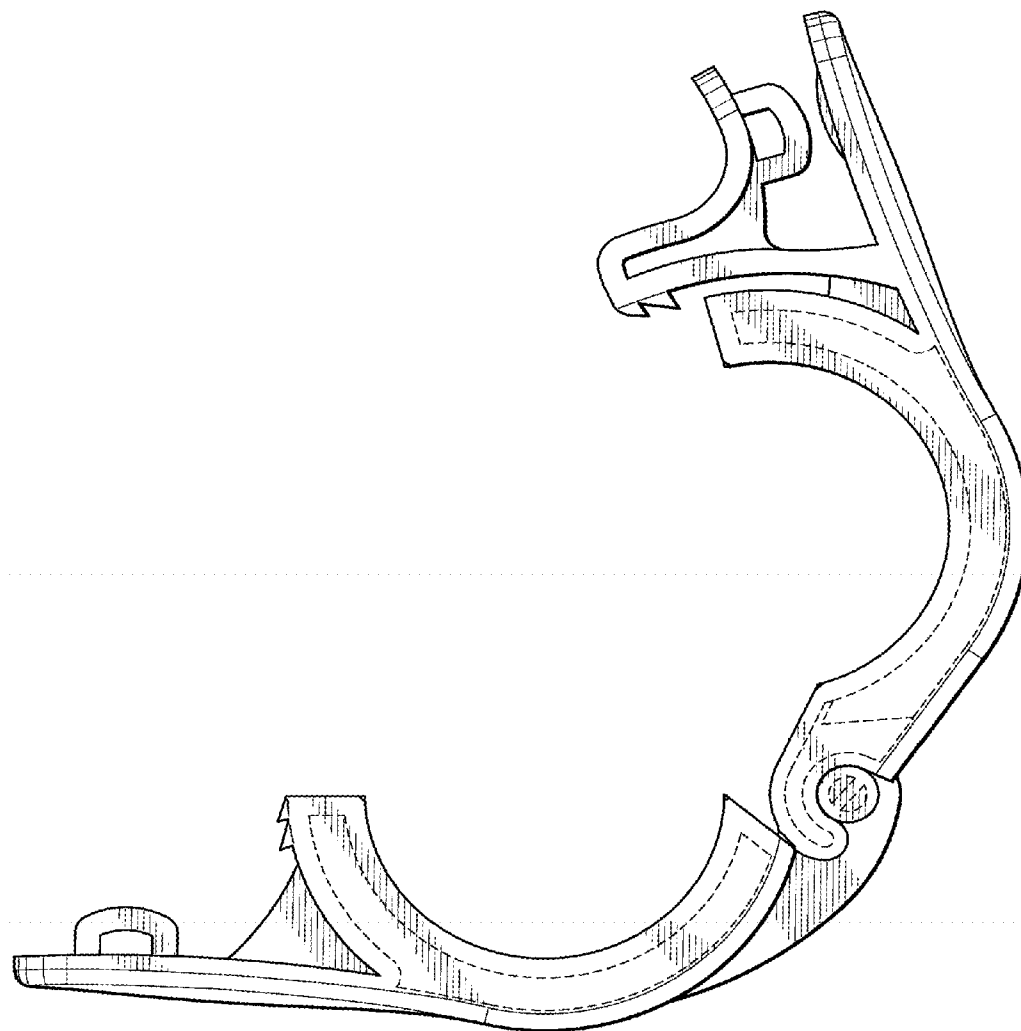


FIG. 11

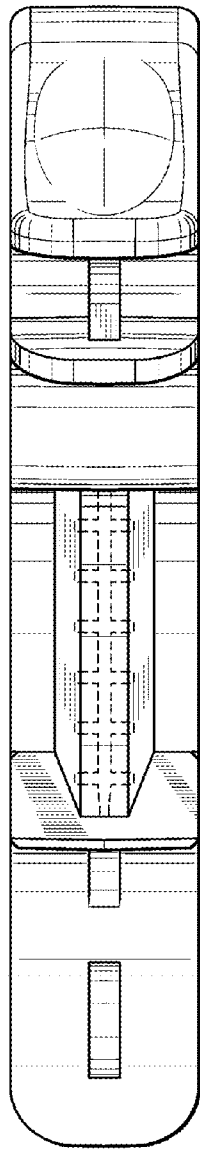


FIG. 12

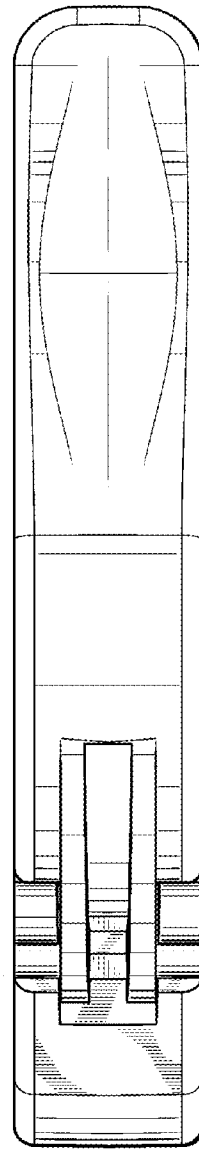


FIG. 13