



US00D994588S

(12) **United States Design Patent**
De Bruyn et al.

(10) **Patent No.:** **US D994,588 S**

(45) **Date of Patent:** **** Aug. 8, 2023**

(54) **TIRE**

(71) Applicant: **The Goodyear Tire & Rubber Company**, Akron, OH (US)

(72) Inventors: **Samuel De Bruyn**, Grevenknapp (LU); **Todd Andrew Bachochin**, Peninsula, OH (US); **Michael Howard Curtis**, Stow, OH (US); **Max Harold Dixon**, Kent, OH (US); **Jean-Marie Feller**, Messancy (BE); **Franck-Olivier Michel Henri Chauvin**, Cosnes et Romain (FR)

D385,519 S 10/1997 de Briey-Terlinden et al. D12/147
D388,033 S 12/1997 Scheuren et al. D12/146
D412,302 S 7/1999 Rayman et al. D12/146
D430,833 S * 9/2000 Allison D12/579
D444,107 S * 6/2001 Rayman D12/579
D467,865 S 12/2002 Comps et al. D12/594

(Continued)

Primary Examiner — John A Voytek

(74) *Attorney, Agent, or Firm* — June E. Rickey; Robert N. Lipsik

(73) Assignee: **The Goodyear Tire & Rubber Company**, Akron, OH (US)

(57) **CLAIM**

The ornamental Design for a tire, as shown and described.

(**) Term: **15 Years**

DESCRIPTION

(21) Appl. No.: **29/801,268**

(22) Filed: **Jul. 28, 2021**

(51) **LOC (14) Cl.** **12-15**

(52) **U.S. Cl.**
USPC **D12/579**

(58) **Field of Classification Search**
USPC D12/568-604, 900
CPC Y10T 152/10027; B60C 1/0016; B60C 11/0306; B60C 11/0302; B60C 3/06; B60C 9/17

See application file for complete search history.

FIG. 1 is a perspective view of a tire showing our new design, it being understood that the pattern repeats uniformly throughout the circumference of the tread; FIG. 2 is a front elevational view thereof; FIG. 3 is a right side elevational view thereof; the left side elevational view being identical thereto; FIG. 4 is an enlarged fragmentary front elevational view thereof; FIG. 5 is a perspective view of a second embodiment of a tire showing our new design, it being understood that the interior of the tire forms no part of the claim, that the pattern repeats uniformly throughout the circumference of the tread and that the opposite side view is identical thereto; and, FIG. 6 is a front elevational view of a second embodiment, it being understood that an enlarged fragmentary view thereof would be substantially identical to that shown in FIG. 4, with the exception of the inclusion of the sidewall in the claim.

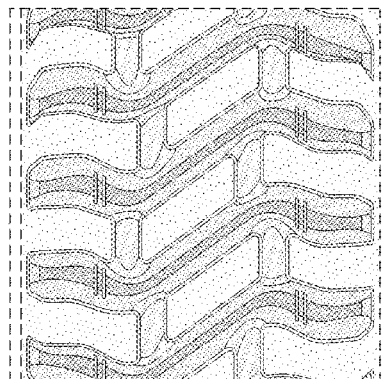
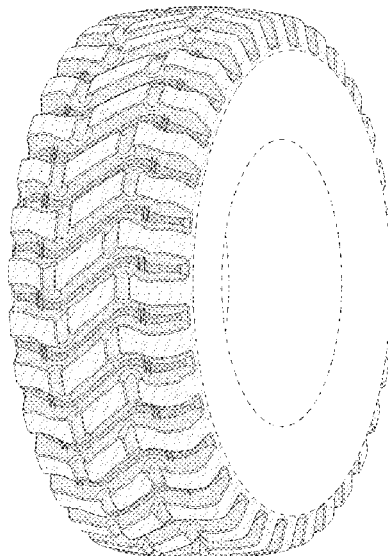
In the drawings, the broken lines immediately adjacent to the outer edges of the tire shoulder represent boundaries of the claim, and the broken lines depict environmental subject matter only and form no part of the claimed design.

(56) **References Cited**

U.S. PATENT DOCUMENTS

D112,993 S 1/1939 Hardeman
D177,233 S 3/1956 Hawkinson
4,649,976 A * 3/1987 Chervený B60C 11/0311
152/526
D340,436 S 10/1993 Baus D12/146
D367,448 S 2/1996 Baus et al. D12/146
D384,622 S 10/1997 Scheuren et al. D12/147

1 Claim, 6 Drawing Sheets



(56)

References Cited

U.S. PATENT DOCUMENTS

D481,669 S	11/2003	Hanna	D12/579	D735,118 S	7/2015	Dixon et al.	D12/578
D481,990 S	11/2003	Hanna	D12/579	D735,119 S	7/2015	Hermann et al.	D12/578
D492,643 S	7/2004	Robert	D12/579	D748,043 S	1/2016	Helin et al.	D12/579
D530,265 S	* 10/2006	Hutz	D12/579	D752,505 S	3/2016	Dhanens et al.	D12/579
D549,157 S	8/2007	Maus et al.	D12/544	D755,711 S	5/2016	Krier et al.	D12/535
D597,022 S	7/2009	Pringiers	D12/579	D761,191 S	7/2016	Krier et al.	D12/587
D604,690 S	11/2009	Dixon et al.	D12/579	D763,184 S	8/2016	Wang et al.	D12/600
D606,929 S	12/2009	Song	D12/579	D785,554 S	5/2017	Krier et al.	D12/599
D634,265 S	* 3/2011	Shan	D12/579	D785,556 S	5/2017	Dixon et al.	D12/601
D634,266 S	3/2011	Shan et al.	D12/599	D786,779 S	5/2017	Scheifele et al.	D12/533
D634,701 S	3/2011	Shan et al.	D12/599	D786,782 S	5/2017	Dixon et al.	D12/563
D636,330 S	* 4/2011	Pringiers	D12/593	D788,023 S	5/2017	Parr et al.	D12/579
D648,262 S	11/2011	Hermann et al.	D12/579	D791,686 S	7/2017	Krier et al.	D12/553
D648,674 S	11/2011	Mayni et al.	D12/600	D803,766 S	* 11/2017	Lundgren	D12/594
D662,038 S	6/2012	Mayni et al.	D12/600	D810,670 S	2/2018	Farinelle et al.	D12/579
D664,914 S	8/2012	Dixon et al.	D12/579	D816,017 S	* 4/2018	Schultz	D12/579
D678,831 S	3/2013	Hermann et al.	D12/579	D832,197 S	10/2018	Guo	D12/579
D695,210 S	12/2013	Tanaka	D12/600	D838,661 S	1/2019	Shin et al.	D12/579
D722,014 S	2/2015	Larregain et al.	D12/579	D843,926 S	3/2019	Bonko et al.	D12/579
D726,101 S	4/2015	Kitora	D12/579	D845,879 S	4/2019	Farinelle et al.	D12/552
D731,406 S	6/2015	Yamaguchi	D12/600	D867,269 S	11/2019	Dixon et al.	D12/579
D731,959 S	6/2015	Larregain et al.	D12/579	D867,270 S	11/2019	Dixon et al.	D12/579
					D880,404 S	4/2020	Ropars	D12/579
					D900,728 S	11/2020	Dixon et al.	D12/601

* cited by examiner

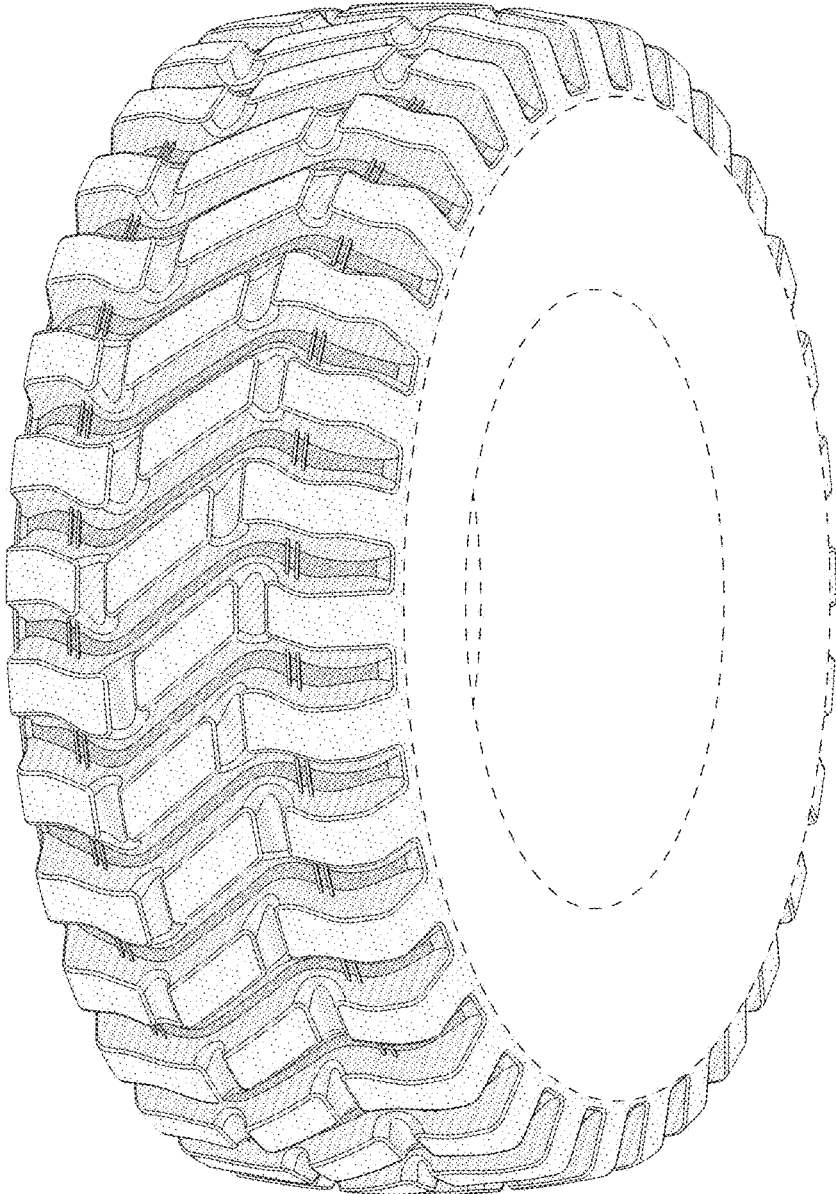


FIG - 1

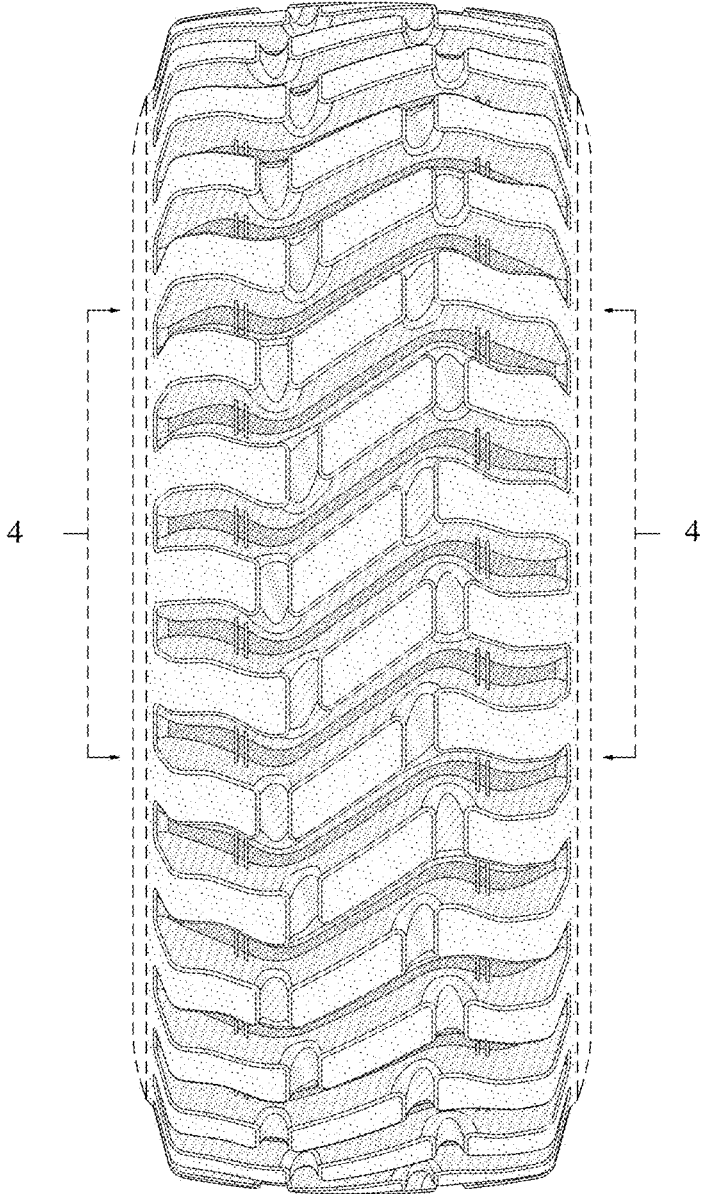


FIG - 2

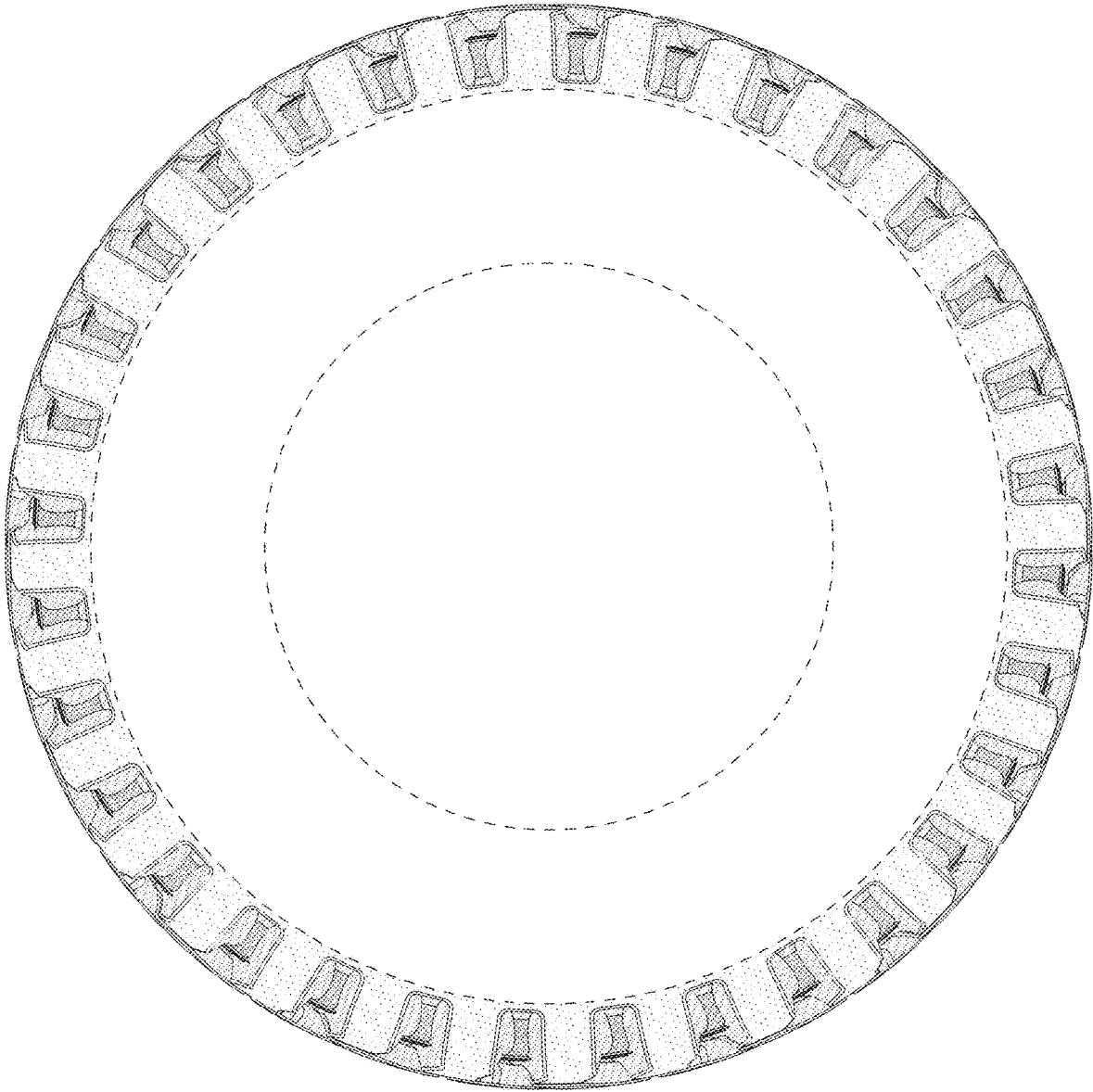


FIG - 3

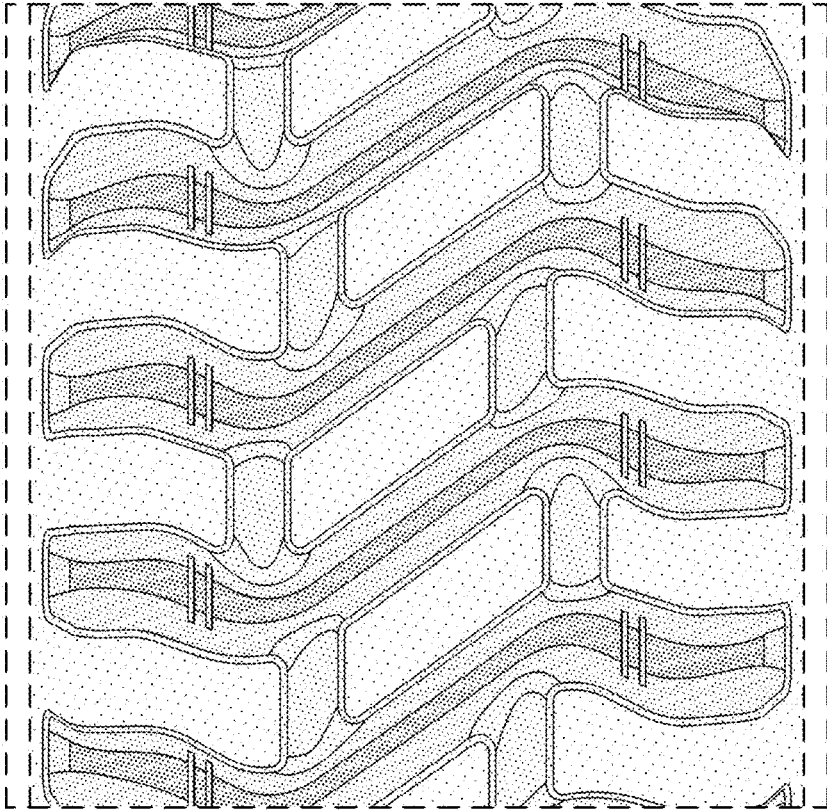


FIG - 4



FIG - 5

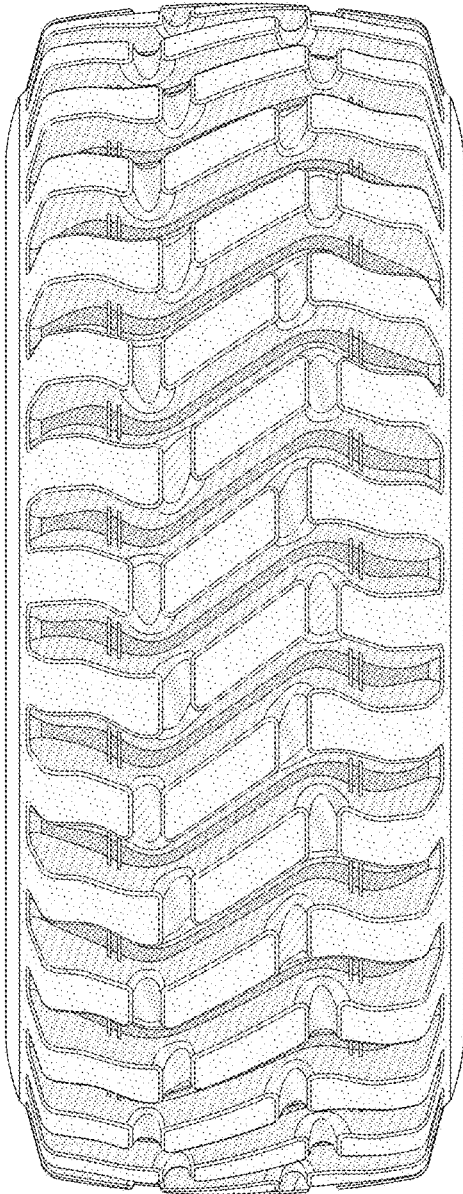


FIG - 6