



(22) **Date de dépôt/Filing Date:** 2015/05/15

(41) **Mise à la disp. pub./Open to Public Insp.:** 2015/11/19

(45) **Date de délivrance/Issue Date:** 2023/09/05

(30) **Priorités/Priorities:** 2014/05/19 (US62/000,211);
2014/05/21 (US62/001,540); 2015/03/27 (US62/139,254)

(51) **Cl.Int./Int.Cl.** *C07H 15/26* (2006.01),
A61K 31/7042 (2006.01), *C07H 13/02* (2006.01),
C07H 15/04 (2006.01), *C07H 15/08* (2006.01),
C07H 9/02 (2006.01)

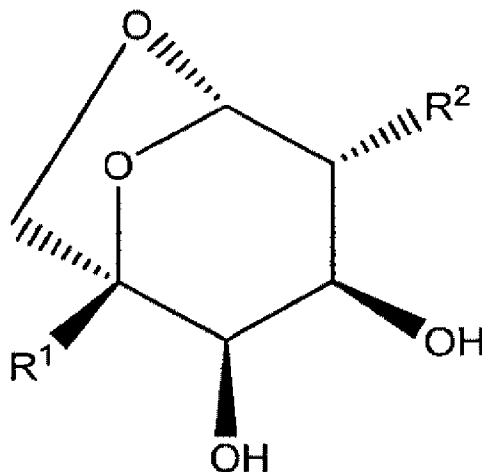
(72) **Inventeurs/Inventors:**
MASCITTI, VINCENT, US;
THUMA, BENJAMIN, US;
LIRAS, SPIROS, US

(73) **Propriétaire/Owner:**
PFIZER INC., US

(74) **Agent:** SMART & BIGGAR LP

(54) **Titre :** COMPOSES SUBSTITUTES-6,8-DIOXABICYCLO[3.2.1]OCTANE-2,3-DIOL COMME AGENTS DE CIBLE D'ASGPR

(54) **Title :** SUBSTITUTED-6,8-DIOXABICYCLO[3.2.1]OCTANE-2,3-DIOL COMPOUNDS AS TARGETING AGENTS OF ASGPR



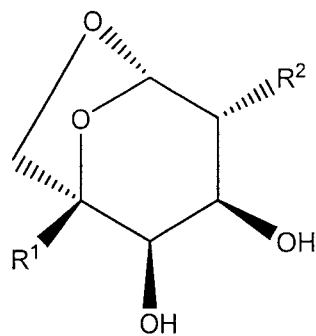
(A)

(57) **Abrégé/Abstract:**

Compounds of Formula (A) are described herein and the uses thereof as asialoglycoprotein receptor (ASGPR) targeting agents. (see formula A)

ABSTRACT

Compounds of Formula (A) are described herein and the uses thereof as asialoglycoprotein receptor (ASGPR) targeting agents.

**(A)**

SUBSTITUTED-6,8-DIOXABICYCLO[3.2.1]OCTANE-2,3-DIOL COMPOUNDS AS TARGETING AGENTS OF ASGPR

5 FIELD OF THE INVENTION

The present invention relates to substituted-6,8-dioxabicyclo[3.2.1]octane-2,3-diol derivatives, crystal structures, pharmaceutical compositions and the uses thereof as asialoglycoprotein receptor (ASGPR) targeting agents.

BACKGROUND

10 Drug delivery is a serious issue for certain molecular entities and for certain delivery sites. For example, delivery of large molecules, such as an antisense or RNAi molecules, is difficult as such compounds are generally not able to penetrate cell membranes. Moreover, molecular entities that are highly negatively charged and hydrophilic can have restricted diffusion across cell membranes. Furthermore,
15 selective drug delivery to targeted delivery sites is often a challenge because molecules which are cell permeable are often not selective. One solution to cell diffusion and targeted delivery is drug conjugation to targeting agents.

Targeting agents may enhance pharmaceutical attributes including pharmacokinetics and pharmacodynamics. Targeting agents may allow the drug
20 payload attached to the targeting agent to be efficiently distributed to and uptaken by specific cells. Certain sugars, such as galactose, N-acetyl galactosamine, and other galactose derivatives including those described by M.G. Finn and V. Mascitti et al. in the Journal of the American Chemical Society, 134, 1978 (2012) have been used as targeting agents for hepatocytes due to the binding to asialoglycoprotein receptors
25 (ASGPR) that are present on the surface of hepatocytes.

A targeting agent that binds to the ASGP-R receptor on a hepatocyte may potentially be useful in treating a liver disease or condition or a liver modulated disease or condition including Alagille syndrome, Alpha-1-antitrypsin deficiency, Bile acid synthesis and metabolism defects, Biliary Atresia, Cystic Fibrosis liver disease,
30 Idiopathic neonatal hepatitis, Mitochondrial hepatopathies, Progressive familial intrahepatic cholestasis, Primary sclerosing cholangitis, Transthyretin amyloidosis, Hemophilia, Homozygous familial hypercholesterolemia, hyperlipidemia,

steatohepatitis, non-alcoholic steatohepatitis (NASH), non-alcoholic fatty liver disease (NAFLD), hyperglycemia like Type II diabetes mellitus, and diseases involving abnormally high hepatic glucose production similar to Type II diabetes mellitus.

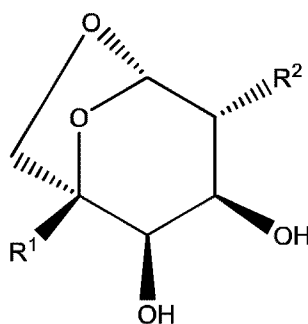
5

Consequently, there still exists a need for further ASPGR targeting agents.

SUMMARY

10

One aspect of the present invention includes compounds of Formula (A)



(A)

wherein

15

R^1 is $-\text{CN}$, $-\text{CH}_2-\text{CN}$, $-\text{C}\equiv\text{CH}$, $-\text{CH}_2-\text{N}_3$, $-\text{CH}_2-\text{NH}_2$, $-\text{CH}_2-\text{N}(\text{R}^4)-\text{S}(\text{O})_2-\text{R}^5$, $-\text{CH}_2-\text{CO}_2\text{H}$, $-\text{CO}_2\text{H}$, $-\text{CH}_2-\text{OH}$, $-\text{CH}_2-\text{SH}$, $-\text{CH}=\text{CH}-\text{R}^5$, $-\text{CH}_2-\text{R}^5$, $-\text{CH}_2-\text{S}-\text{R}^5$, $-\text{CH}_2-\text{N}(\text{R}^4)-\text{R}^5$, $-\text{CH}_2-\text{N}(\text{R}^4)-\text{C}(\text{O})-\text{R}^5$, $-\text{CH}_2-\text{N}(\text{R}^4)-\text{C}(\text{O})-\text{O}-\text{R}^5$, $-\text{CH}_2-\text{N}(\text{R}^4)-\text{C}(\text{O})-\text{N}(\text{R}^4)-\text{R}^5$, $-\text{CH}_2-\text{O}-\text{R}^5$, $-\text{CH}_2-\text{O}-\text{C}(\text{O})-\text{R}^5$, $-\text{CH}_2-\text{O}-\text{C}(\text{O})-\text{N}(\text{R}^4)-\text{R}^5$, $-\text{CH}_2-\text{O}-\text{C}(\text{O})-\text{O}-\text{R}^5$, $-\text{CH}_2-\text{S}(\text{O})-\text{R}^5$, $-\text{CH}_2-\text{S}(\text{O})_2-\text{R}^5$, $-\text{CH}_2-\text{S}(\text{O})_2-\text{N}(\text{R}^4)-\text{R}^5$, $-\text{C}(\text{O})-\text{NH}_2$, $-\text{C}(\text{O})-\text{O}-\text{R}^5$, $-\text{C}(\text{O})-\text{N}(\text{R}^4)-\text{R}^5$, or aryl or heteroaryl, wherein the aryl or heteroaryl is optionally substituted with R^5 ,

20

or R^1 is $-\text{Z}-\text{X}-\text{Y}$ wherein X is a linker or a drug delivery system, Y is absent or is a ligand selected from the group consisting of a small molecule, an amino acid sequence, a nucleic acid sequence, an antibody, an oligomer, a polymer, genetically derived material, a liposome, a nanoparticle, dye, fluorescent probe, or a combination thereof, and Z is absent or is $-\text{C}\equiv\text{C}-$, $-\text{CH}=\text{CH}-$, $-\text{CH}_2-$, $-\text{CH}_2-\text{O}-$, $-\text{C}(\text{O})-\text{N}(\text{R}^4)-$, $-\text{CH}_2-\text{S}-$, $-\text{CH}_2-\text{S}(\text{O})-$, $-\text{CH}_2-\text{S}(\text{O})_2-$, $-\text{CH}_2-\text{S}(\text{O})_2-\text{N}(\text{R}^4)-$, -

25

C(O)-O-, -CH₂-N(R⁴)-, -CH₂-N(R⁴)-C(O)-, -CH₂-N(R⁴)-S(O)₂-, -CH₂-N(R⁴)-C(O)-O-, -CH₂-N(R⁴)-C(O)-N(R⁴)-, -CH₂-O-C(O)-, -CH₂-O-C(O)-N(R⁴)-, -CH₂-O-C(O)-O-, or aryl or heteroaryl, wherein the aryl or heteroaryl is optionally substituted with R⁵;

5 R² is -OH, -N₃, -N(R³)₂, -N(R³)-C(O)-R³, -N(R³)-C(O)-N(R³)₂, -N(R³)-C(O)-OR³, tetrazole, or triazole, wherein the tetrazole and triazole are optionally substituted with R³

and wherein when R¹ is -CH₂-OH, R² is -N₃, -N(R³)₂, -N(R³)-C(O)-R³, -N(R³)-C(O)-N(R³)₂, -N(R³)-C(O)-OR³, tetrazole, or triazole, wherein the tetrazole and triazole are optionally substituted with R³;

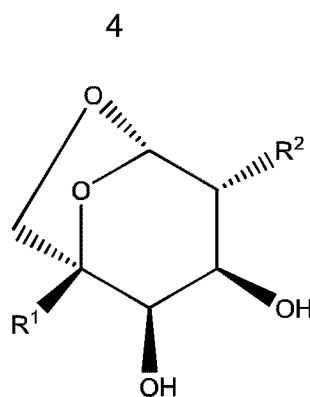
10 each R³ is independently -H, -(C₁-C₅)alkyl, halo-substituted (C₁-C₅)alkyl, or (C₃-C₆)cycloalkyl, wherein a -CH₂- group of the alkyl or cycloalkyl may be replaced with a heteroatom group selected from -O-, -S-, and -N(R⁴)- and -CH₃ of the alkyl may be replaced with a heteroatom group selected from -N(R⁴)₂, -OR⁴, and -S(R⁴) wherein the heteroatom groups are separated by at least 2 carbon atoms;

15 each R⁴ is independently -H, -(C₁-C₂₀)alkyl, or (C₃-C₆)cycloalkyl wherein one to six -CH₂- groups of the alkyl or cycloalkyl separated by at least two carbon atoms may be replaced with -O-, -S-, or -N(R⁴)-, and -CH₃ of the alkyl may be replaced with a heteroatom group selected from -N(R⁴)₂, -OR⁴, and -S(R⁴) wherein the heteroatom groups are separated by at least 2 carbon atoms; and wherein the alkyl and cycloalkyl may be substituted with one to six halo atoms; and

20 each R⁵ is independently -H, (C₃-C₂₀)cycloalkyl or (C₁-C₂₀)alkyl wherein one to six -CH₂- groups of the alkyl or cycloalkyl separated by at least two carbon atoms may be replaced with -O-, -S-, or -N(R⁴)-, and -CH₃ of the alkyl may be replaced with a heteroatom group selected from -N(R⁴)₂, -OR⁴, and -S(R⁴) wherein the heteroatom groups are separated by at least 2 carbon atoms; and wherein the alkyl and cycloalkyl may be substituted with one to six halo atoms; or a pharmaceutically acceptable salt thereof.

30

Another aspect of the present invention includes compound of Formula (A)



(A)

wherein

- 5 R^1 is $-\text{CN}$, $-\text{CH}_2\text{-CN}$, $-\text{C}\equiv\text{CH}$, $-\text{CH}_2\text{-N}_3$, $-\text{CH}_2\text{-NH}_2$, $-\text{CH}_2\text{-N(R}^4\text{)-S(O)}_2\text{-R}^5$, $-\text{CH}_2\text{-CO}_2\text{H}$, $-\text{CO}_2\text{H}$, $-\text{CH}_2\text{-OH}$, $-\text{CH}_2\text{-SH}$, $-\text{CH}=\text{CH-R}^5$, $-\text{CH}_2\text{-R}^5$, $-\text{CH}_2\text{-S-R}^5$, $-\text{CH}_2\text{-N(R}^4\text{)-R}^5$, $-\text{CH}_2\text{-N(R}^4\text{)-C(O)-R}^5$, $-\text{CH}_2\text{-N(R}^4\text{)-C(O)-O-R}^5$, $-\text{CH}_2\text{-N(R}^4\text{)-C(O)-N(R}^4\text{)-R}^5$, $-\text{CH}_2\text{-O-R}^5$, $-\text{CH}_2\text{-O-C(O)-R}^5$, $-\text{CH}_2\text{-O-C(O)-N(R}^4\text{)-R}^5$, $-\text{CH}_2\text{-O-C(O)-O-R}^5$, $-\text{CH}_2\text{-S(O)-R}^5$, $-\text{CH}_2\text{-S(O)}_2\text{-R}^5$, $-\text{CH}_2\text{-S(O)}_2\text{-N(R}^4\text{)-R}^5$, $-\text{C(O)-NH}_2$, $-\text{C(O)-O-R}^5$, $-\text{C(O)-N(R}^4\text{)-R}^5$, $-\text{S(O)}_3\text{H}$, $-\text{S(O)}_2\text{Cl}$, $\text{S(O)}_2\text{F}$ or aryl or heteroaryl, wherein the aryl or heteroaryl is optionally substituted with R^5 ,
- 10 or R^1 is $-\text{Z-X-Y}$, $-\text{Z-Y}$, $-\text{X-Y}$, $-\text{X}$, $-\text{Y}$, or $-\text{Z-X}$ wherein X is a linker or a drug delivery system, Y is R^6 or is a ligand selected from the group consisting of a small molecule, an amino acid sequence, a nucleic acid sequence, an antibody, an oligomer, a polymer, genetically derived material, a liposome, a nanoparticle, dye, fluorescent probe, or a combination thereof, and Z is $-\text{C}\equiv\text{C}-$, $-\text{CH}=\text{CH}-$, $-\text{CH}_2-$, $-\text{CH}_2\text{-O}-$, $-\text{C(O)-N(R}^4\text{)-}$, $-\text{CH}_2\text{-S-}$, $-\text{CH}_2\text{-S(O)-}$, $-\text{CH}_2\text{-S(O)}_2-$, $-\text{CH}_2\text{-S(O)}_2\text{-N(R}^4\text{)-}$, $-\text{C(O)-O-}$, $-\text{CH}_2\text{-N(R}^4\text{)-}$, $-\text{CH}_2\text{-N(R}^4\text{)-C(O)-}$, $-\text{CH}_2\text{-N(R}^4\text{)-S(O)}_2-$, $-\text{CH}_2\text{-N(R}^4\text{)-C(O)-O-}$, $-\text{CH}_2\text{-N(R}^4\text{)-C(O)-N(R}^4\text{)-}$, $-\text{CH}_2\text{-O-C(O)-}$, $-\text{CH}_2\text{-O-C(O)-N(R}^4\text{)-}$, $-\text{CH}_2\text{-O-C(O)-O-}$, or aryl or heteroaryl, wherein the aryl or heteroaryl is optionally substituted with R^5 ;
- 15 R^2 is $-\text{OH}$, $-\text{N}_3$, $-\text{N(R}^3\text{)}_2$, $-\text{N(R}^3\text{)-C(O)-R}^3$, $-\text{N(R}^3\text{)-C(O)-N(R}^3\text{)}_2$, $-\text{N(R}^3\text{)-C(O)-OR}^3$, $-\text{N(R}^3\text{)-S(O)}_2\text{-R}^3$, tetrazole, or triazole, wherein the tetrazole and triazole are optionally substituted with R^3
- 20 and wherein when R^1 is $-\text{CH}_2\text{-OH}$, R^2 is $-\text{N}_3$, $-\text{N(R}^3\text{)}_2$, $-\text{N(R}^3\text{)-C(O)-R}^3$, $-\text{N(R}^3\text{)-C(O)-N(R}^3\text{)}_2$, $-\text{N(R}^3\text{)-C(O)-OR}^3$, $\text{N(R}^3\text{)-S(O)}_2\text{-R}^3$, tetrazole, or triazole, wherein the tetrazole and triazole are optionally substituted with R^3 ;
- 25

each R³ is independently -H, -(C₁-C₅)alkyl, halo-substituted (C₁-C₅)alkyl, or (C₃-C₆)cycloalkyl, wherein one or more -CH₂- groups of the alkyl or cycloalkyl may each be replaced with a heteroatom group independently selected from -O-, -S-, and -N(R⁴)- and -CH₃ of the alkyl may be replaced with a heteroatom group selected from -N(R⁴)₂, -OR⁴, and -S(R⁴) wherein the heteroatom groups are separated by at least 2 carbon atoms;

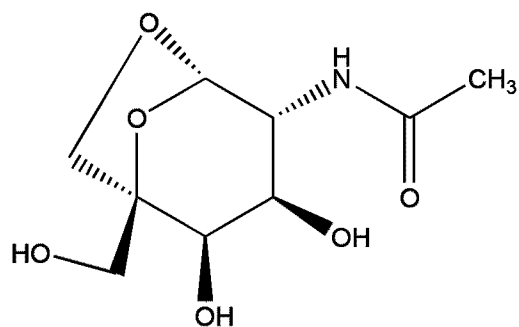
each R⁴ is independently -H, -(C₁-C₂₀)alkyl, or (C₃-C₆)cycloalkyl wherein one to six -CH₂- groups of the alkyl or cycloalkyl separated by at least two carbon atoms may each be replaced with a heteroatom independently selected from -O-, -S-, or -N(R⁴)-, and -CH₃ of the alkyl may be replaced with a heteroatom group selected from -N(R⁴)₂, -OR⁴, and -S(R⁴) wherein the heteroatom groups are separated by at least 2 carbon atoms; and wherein the alkyl and cycloalkyl may be substituted with halo atoms;

each R⁵ is independently -H, (C₃-C₂₀)cycloalkyl or (C₁-C₆₀)alkyl wherein one to six -CH₂- groups of the cycloalkyl or one to 20 -CH₂- groups of the alkyl may each be replaced with heteroatoms independently selected from -O-, -S-, and -N(R⁴)- wherein the heteroatoms are separated by at least two carbon atoms, and -CH₃ of the alkyl may be replaced with a heteroatom group selected from -N(R⁴)₂, -OR⁴, and -S(R⁴) wherein the heteroatom groups are separated by at least 2 carbon atoms; and wherein the alkyl and cycloalkyl may be substituted with halo atoms; and

each R⁶ is independently H, -C≡CH, -C=CH₂, -CH₃, -N₃, -N(R⁴)₂, -OH, -S(O)-(R⁴), -S(O)₂-(R⁴), -C(O)-OH, -S-S-aryl, -S-S-heteroaryl, heterocycyl, aryl or heteroaryl, wherein each aryl or heteroaryl is optionally substituted with R⁵; or a pharmaceutically acceptable salt thereof.

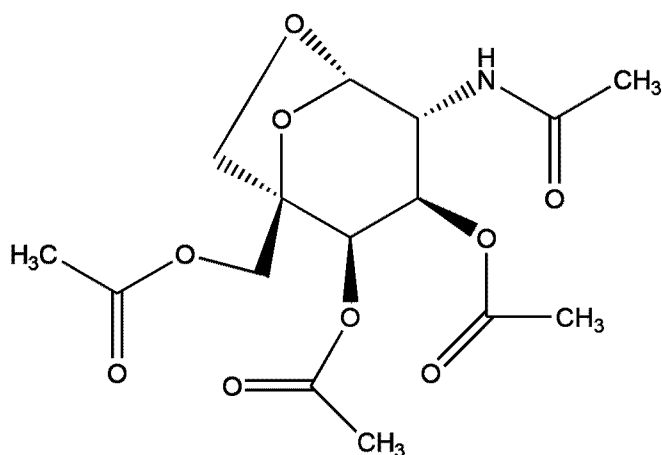
Another aspect of the present invention includes pharmaceutical compositions comprising (i) a compound of Formula (A); and (ii) a pharmaceutically acceptable excipient, diluent, or carrier.

Another aspect of the present invention includes compounds of Formula (B)



(B) or a pharmaceutically acceptable salt thereof.

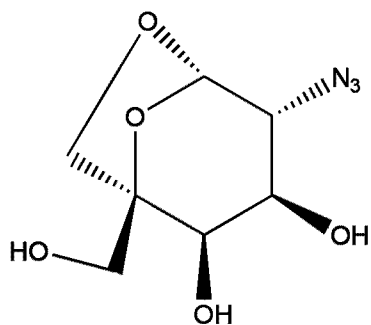
Another aspect of the present invention includes compounds of Formula (C)



5

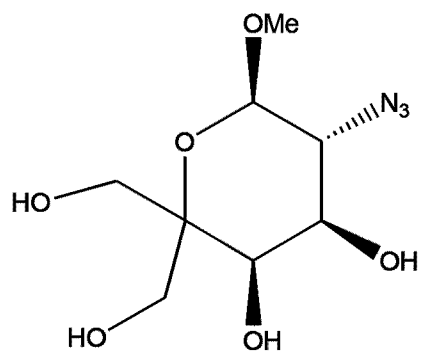
(C) or a pharmaceutically acceptable salt thereof.

Another aspect of the present invention includes compounds of Formula (D)



(D) or a pharmaceutically acceptable salt thereof.

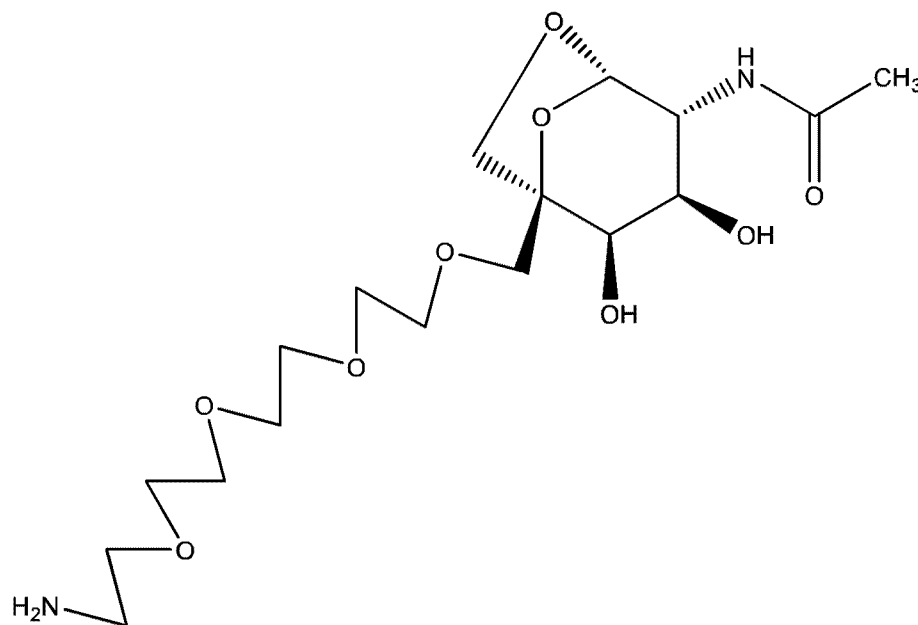
A further aspect of the present invention includes compounds of Formula (E)



(E) or a pharmaceutically acceptable salt thereof.

Yet a further aspect of the present invention includes compounds of Formula

(F)



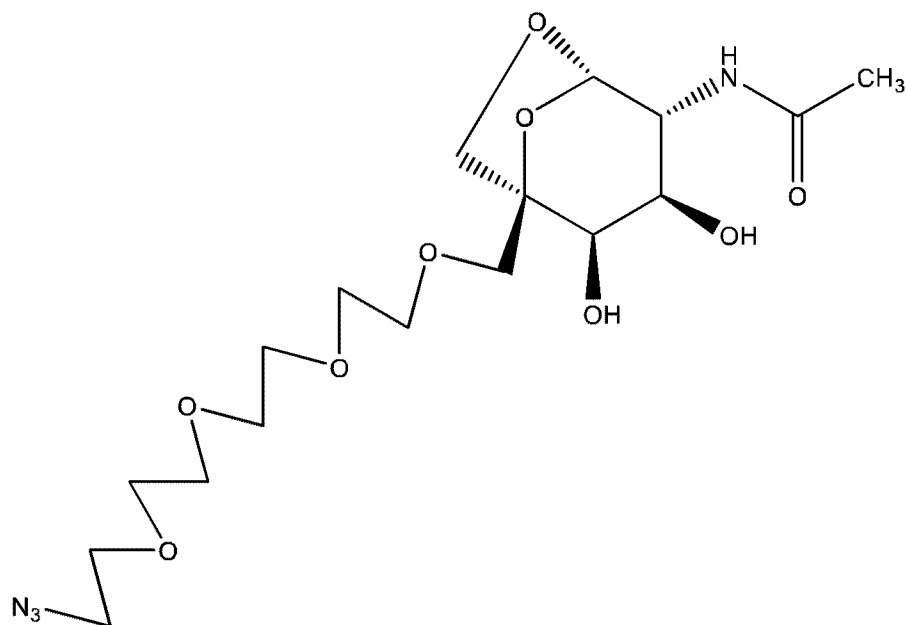
5

(F) or a pharmaceutically acceptable salt thereof.

Yet a further aspect of the present invention includes compounds of Formula

(G)

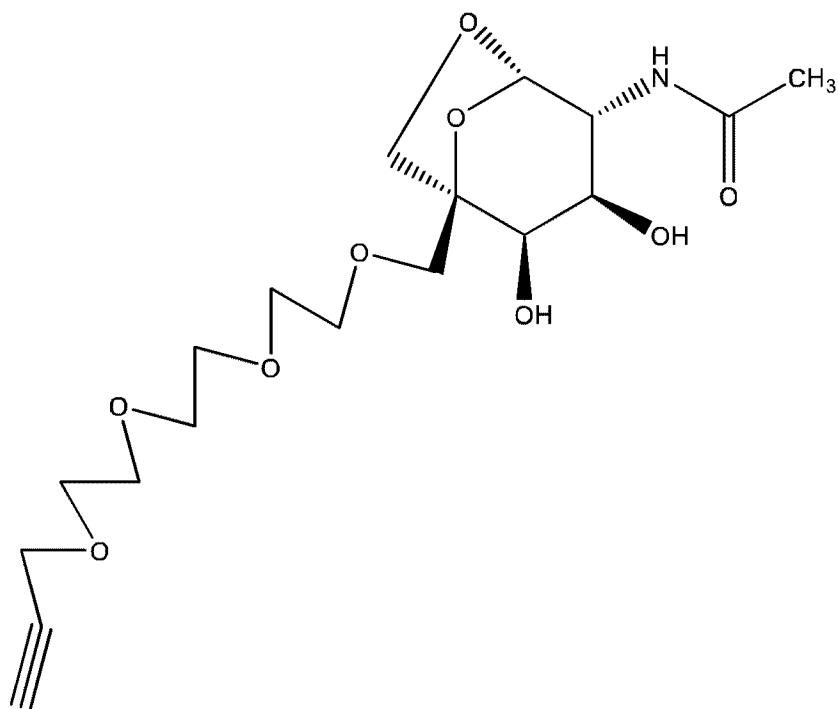
8



(G) or a pharmaceutically acceptable salt thereof.

Yet a further aspect of the present invention includes a compound of Formula

(H)



5

(H) or a pharmaceutically acceptable salt thereof.

It is to be understood that both the foregoing general description and the following detailed description are exemplary and explanatory only and are not restrictive of the invention.

BRIEF DESCRIPTION OF THE DRAWINGS

Figure 1 represents the refined crystal structure for the Example 23 compound which was plotted using the SHELXTL plotting package with ellipsoids drawn at 50% confidence level.

5

DETAILED DESCRIPTION

The present invention may be understood even more readily by reference to the following detailed description of exemplary embodiments of the invention and the examples included therein.

10

Before the present compounds, compositions and methods are disclosed and described, it is to be understood that this invention is not limited to specific synthetic methods of making that may of course vary. It is also to be understood that the terminology used herein is for the purpose of describing particular embodiments only and is not intended to be limiting. The plural and singular should be treated as interchangeable, other than the indication of number:

15

As used herein, the term "alkyl" refers to a hydrocarbon radical of the general formula C_nH_{2n+1} . The alkane radical may be straight or branched. For example, the term "(C₁-C₆)alkyl" refers to a monovalent, straight, or branched aliphatic group containing 1 to 6 carbon atoms (e.g., methyl, ethyl, *n*-propyl, *i*-propyl, *n*-butyl, *i*-butyl, *s*-butyl, *t*-butyl, *n*-pentyl, 1-methylbutyl, 2-methylbutyl, 3-methylbutyl, neopentyl, 3,3-dimethylpropyl, hexyl, 2-methylpentyl, and the like). Similarly, the alkyl portion (i.e., alkyl moiety) of an alkoxy, acyl (e.g., alkanoyl), alkylamino, dialkylamino, alkylsulfonyl, and alkylthio group have the same definition as above. When indicated as being "optionally substituted", the alkane radical or alkyl moiety may be unsubstituted or substituted with one or more substituents (generally, one to three substituents except in the case of halogen substituents such as perchloro or perfluoroalkyls) independently selected from the group of substituents listed below in the definition for "substituted." "Halo-substituted alkyl" refers to an alkyl group substituted with one or more halogen atoms (e.g., fluoromethyl, difluoromethyl, trifluoromethyl, perfluoroethyl, 1,1-difluoroethyl and the like).

25

30

Similarly, "alkylene" refers to a divalent hydrocarbon radical of the general formula C_nH_{2n} which may be straight or branched.

The term "alkenyl" refers to an univalent unsaturated hydrocarbon radical having one or more carbon-carbon double bonds. The alkenyl moiety may be straight or branched. Exemplary alkenyl groups include ethylenyl. "Alkenylene" as used herein refers to a divalent unsaturated hydrocarbon radical having one or more carbon-carbon double bonds and which may be straight or branched.

The term "alkynyl" refers to an univalent unsaturated hydrocarbon radical having one or more carbon-carbon triple bonds. The alkynyl moiety may be straight or branched. "Alkynylene" as used herein refers to a divalent unsaturated hydrocarbon radical having one or more carbon-carbon triple bonds which may be straight or branched.

The term "aryl" means a carbocyclic aromatic system containing one, two or three rings wherein such rings may be fused. If the rings are fused, one of the rings must be fully unsaturated and the fused ring(s) may be fully saturated, partially unsaturated or fully unsaturated. The term "fused" means that a second ring is present (ie, attached or formed) by having two adjacent atoms in common (ie, shared) with the first ring. The term "fused" is equivalent to the term "condensed". The term "aryl" embraces aromatic radicals such as benzyl, phenyl, naphthyl, tetrahydronaphthyl, indanyl, biphenyl, benzo[b][1,4]oxazin-3(4H)-onyl, 2,3-dihydro-1*H* indenyl, and 1,2,3,4-tetrahydronaphthalenyl.

The term "cycloalkyl" refers to nonaromatic rings that are fully hydrogenated and may exist as a single ring, bicyclic ring or a spiro ring. Unless specified otherwise, the carbocyclic ring is generally a 3- to 20-membered ring. For example, cycloalkyl include groups such as cyclopropyl, cyclobutyl, cyclopentyl, cyclohexyl, cyclohexenyl, norbornyl (bicyclo[2.2.1]heptyl), bicyclo[2.2.2]octyl, and the like.

The term "heteroaryl" means an aromatic carbocyclic system containing one, two, three or four heteroatoms selected independently from oxygen, nitrogen and sulfur and having one, two or three rings wherein such rings may be fused, wherein fused is defined above. The term "heteroaryl" includes but is not limited to furyl, thienyl, oxazolyl, thiazolyl, imidazolyl, pyrazolyl, triazolyl, tetrazolyl, isoxazolyl, isothiazolyl, oxadiazolyl, thiadiazolyl, pyridinyl, pyridiazinyl, pyrimidinyl, pyrazinyl,

pyridin-2(1*H*)-onyl, pyridazin-2(1*H*)-onyl, pyrimidin-2(1*H*)-onyl, pyrazin-2(1*H*)-onyl, imidazo[1,2-*a*]pyridinyl, pyrazolo[1,5-*a*]pyridinyl, 5,6,7,8-tetrahydroisoquinolinyl, 5,6,7,8-tetrahydroquinolinyl, 6,7-dihydro-5*H*-cyclopenta[*b*]pyridinyl, 6,7-dihydro-5*H*-cyclopenta[*c*]pyridinyl, 1,4,5,6-tetrahydrocyclopenta[*c*]pyrazolyl, 2,4,5,6-
5 tetrahydrocyclopenta[*c*]pyrazolyl, 5,6-dihydro-4*H*-pyrrolo[1,2-*b*]pyrazolyl, 6,7-dihydro-5*H*-pyrrolo[1,2-*b*][1,2,4]triazolyl, 5,6,7,8-tetrahydro-[1,2,4]triazolo[1,5-*a*]pyridinyl, 4,5,6,7-tetrahydropyrazolo[1,5-*a*]pyridinyl, 4,5,6,7-tetrahydro-1*H*-indazolyl and 4,5,6,7-tetrahydro-2*H*-indazolyl.

The term “drug delivery system” refers to a means of delivering an effective
10 amount of a ligand and includes, but is not limited to polymers such as PEG (Poly(ethylene glycol) methyl ether), PEG-PLA (Poly(ethylene glycol) methyl ether-poly(D,L lactide)), PEG-PLGA (Poly(ethylene glycol) methyl ether-poly(lactide-co-glycolide)), and PEG-PCL (Poly(ethylene glycol)-poly(ϵ -caprolactone) methyl ether), Quantum Dots (Q dots), liposomes, immuno-liposomes, micelles, nanoparticles, and
15 nanogels. Exemplary drug delivery systems are described in Tiwari, G., “Drug Delivery Systems: an Updated Review”, Int J Pharm Investig 2 (1) p. 2-11 (Jan 2012).

The term “small molecule” means an organic compound having a molecular weight between 100 and 2,000 daltons, including but not limited to synthetic compounds and natural products.

20 An “antibody” is an immunoglobulin molecule capable of specific binding to a target, such as a carbohydrate, polynucleotide, lipid, polypeptide, etc., through at least one antigen recognition site, located in the variable region of the immunoglobulin molecule. As used herein, the term encompasses not only intact polyclonal or monoclonal antibodies, but also fragments thereof (such as Fab, Fab’,
25 F(ab’)₂, Fv), single chain (ScFv) and domain antibodies), and fusion proteins comprising an antibody portion, and any other modified configuration of the immunoglobulin molecule that comprises an antigen recognition site. An antibody includes an antibody of any class, such as IgG, IgA, or IgM (or sub-class thereof), and the antibody need not be of any particular class. Depending on the antibody
30 amino acid sequence of the constant domain of its heavy chains, immunoglobulins can be assigned to different classes. There are five major classes of immunoglobulins: IgA, IgD, IgE, IgG, and IgM, and several of these may be further

divided into subclasses (isotypes), e.g., IgG1, IgG2, IgG3, IgG4, IgA1 and IgA2. The heavy-chain constant domains that correspond to the different classes of immunoglobulins are called alpha, delta, epsilon, gamma, and mu, respectively. The subunit structures and three-dimensional configurations of different classes of immunoglobulins are well known.

As used herein, "monoclonal antibody" refers to an antibody obtained from a population of substantially homogeneous antibodies, i.e., the individual antibodies comprising the population are identical except for possible naturally-occurring mutations that may be present in minor amounts. Monoclonal antibodies are highly specific, being directed against a single antigenic site. Furthermore, in contrast to polyclonal antibody preparations, which typically include different antibodies directed against different determinants (epitopes), each monoclonal antibody is directed against a single determinant on the antigen. The modifier "monoclonal" indicates the character of the antibody as being obtained from a substantially homogeneous population of antibodies, and is not to be construed as requiring production of the antibody by any particular method. For example, the monoclonal antibodies to be used in accordance with the present invention may be made by the hybridoma method first described by Kohler and Milstein, 1975, *Nature* 256:495, or may be made by recombinant DNA methods such as described in U.S. Pat. No. 4,816,567. The monoclonal antibodies may also be isolated from phage libraries generated using the techniques described in McCafferty et al., 1990, *Nature* 348:552-554, for example.

A "variable region" of an antibody refers to the variable region of the antibody light chain or the variable region of the antibody heavy chain, either alone or in combination. As known in the art, the variable regions of the heavy and light chain each consist of four framework regions (FR) connected by three complementarity determining regions (CDRs) that contain hypervariable regions. The CDRs in each chain are held together in close proximity by the FRs and, with the CDRs from the other chain, contribute to the formation of the antigen-binding site of antibodies. There are at least two techniques for determining CDRs: (1) an approach based on cross-species sequence variability (i.e., Kabat et al. *Sequences of Proteins of Immunological Interest*, (5th ed., 1991, National Institutes of Health, Bethesda MD));

and (2) an approach based on crystallographic studies of antigen-antibody complexes (Al-lazikani et al, 1997, J. Molec. Biol. 273:927-948). As used herein, a CDR may refer to CDRs defined by either approach or by a combination of both approaches.

5 As known in the art a “constant region” of an antibody refers to the constant region of the antibody light chain or the constant region of the antibody heavy chain, either alone or in combination.

 The term “subject” may be a human (male or female), companion animal (e.g., dogs, cats and horses), food-source animal, zoo animal, marine animal, bird or other
10 similar animal species. “Edible animals” refers to food-source animals such as cows, pigs, sheep and poultry.

 The phrase “pharmaceutically acceptable” indicates that the substance or composition must be compatible chemically and/or toxicologically, with the other ingredients comprising a formulation, and/or with the subject.

15 As used herein, “pharmaceutically acceptable carrier” or “pharmaceutical acceptable excipient” includes any material which, when combined with an active ingredient, allows the ingredient to retain biological activity and is non-reactive with the subject's immune system. Examples include, but are not limited to, any of the standard pharmaceutical carriers such as a phosphate buffered saline solution,
20 water, emulsions such as oil/water emulsion, and various types of wetting agents. Preferred diluents for aerosol or parenteral administration are phosphate buffered saline (PBS) or normal (0.9%) saline. Compositions comprising such carriers are formulated by well known conventional methods (see, for example, Remington's
25 Pharmaceutical Sciences, 18th edition, A. Gennaro, ed., Mack Publishing Co., Easton, PA, 1990; and Remington, The Science and Practice of Pharmacy, 20th Ed., Mack Publishing, 2000).

 The term “compounds of the present invention” (unless specifically identified otherwise) refer to compounds of Formula (A), and all enantiomers, tautomers and isotopically labeled compounds. Hydrates and solvates of the compounds of the
30 present invention are considered compositions of the present invention, wherein the compound is in association with water or solvent, respectively. The compounds may

also exist in one or more crystalline states, i.e. as co-crystals, polymorphs, or they may exist as amorphous solids. All such forms are encompassed by the claims.

The term "linker" is a chemical group that connects one or more other chemical groups via at least one covalent bond. The linker may include one or more spacing groups including, but not limited to alkylene, alkenylene, alkynylene, alkyl, alkenyl, alkynyl, alkoxy, aryl, heteroaryl, aralkyl, aralkenyl, aralkynyl and the like. The linker may be charge neutral, charge positive or charge negative. In addition, the linker may be cleavable such that the linker's covalent bond that connects the linker to another chemical group within the linker or that bonds to the ligand may be broken or cleaved under certain conditions (see for example H. Bruyere, et al., "Tuning the pH Sensitivities of Orthoester based compounds for Drug Delivery Applications by Simple Chemical Modification", *Bioorganic and Medicinal Chemistry Letters*, 20, 2200 (2010) and A.A. Kislukhin et al., "Degradable Conjugates from Oxanorbornadiene Reagents", *Journal of the American Chemical Society*, 134, 6491 (2012). These conditions include pH, temperature, salt concentration, a catalyst, or an enzyme. (See for example G.M. Dubowchik et al., "Cathepsin B-Labile Dipeptide Linkers for Lysosomal Release of Doxorubicin from Internalizing Immunoconjugates: Model Studies of Enzymatic Drug Release and Antigen-Specific In Vitro Anticancer Activity", *Bioconjugate Chemistry*, 13, 855 (2002), G. Leriche et al., "Cleavable Linkers in Chemical Biology", *Bioorganic and Medicinal Chemistry*, 20, 571 (2012), C.P.R. Hackenberger et al., "Chemoselective Ligation and Modification Strategies for Peptides and Proteins", *Angewandte Chemie International Edition*, 47, 10030 (2008); D.M. Patterson et al., "Finding the Right (Bioorthogonal) Chemistry", *ACS Chemical Biology*, 9, 592 (2014); C.A. Blencowe et al., "Self-immolative Linkers in Polymeric Delivery Systems", *Polymer Chemistry*, 2, 773 (2011).

In some embodiments, the linker may be cleavable under intracellular conditions, such that the cleavage of the linker releases the ligand unit from the compound of Formula A in the intracellular environment. In some embodiments, the linker may be cleavable by a cleaving agent that is present in the intracellular environment (e.g. within a lysosome or endosome or caveolus). One potential example of a cleavable linker is an enzymatically cleaved linker, such as a peptidyl linker that is cleaved by an intracellular peptidase or protease enzyme, including but

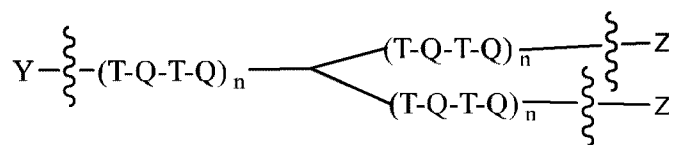
not limited to, a lysosomal or endosomal protease. In some embodiments, the peptidyl linker is at least two amino acids long or at least three amino acids long. Enzymatic cleaving agents may include cathepsins B and D and plasmin, all of which are known to hydrolyze dipeptide drug derivatives resulting in the release of active drug inside the target cells (see Dubowchik, Gene M. et al., Cathepsin B-Labile Dipeptide Linkers for Lysosomal Release of Doxorubicin, *Bioconjugate Chem.* 2002, 13, 855-869). Such linkers include peptides and dipeptides including those described in the above publications.

Other cleavable linkers may be cleaved by nucleophilic/basic reagents, reducing reagents, photo-irradiation, and electrophilic/acidic reagents. (see Leriche, Geoffray, et al., *Cleavable Linkers in Chemical Biology, Bioorganic & Medicinal Chemistry* 20 (2012) 571-582).

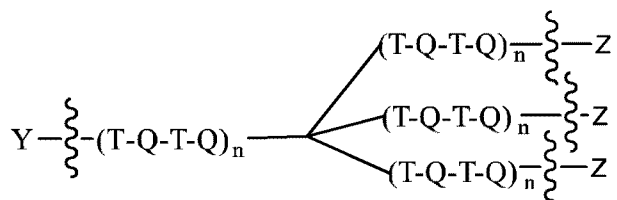
In yet another embodiment, the linker unit is not cleavable under intracellular conditions and the drug may be released by the compound of Formula A by degradation. This process is often referred to as self-immolative elimination, which works by cyclisation or electronic cascade reactions driven by entropy and thermodynamics. One potential example of a noncleavable linker is a polysubstituted, electron-rich aromatic species with an amino or hydroxyl group or other electron-donating group that is conjugated to a leaving group at a benzylic position (see Blencowe, Christopher A. et al., *Self-immolative Linkers in Polymeric Delivery Systems, Polymer Chemistry*, 2011, 2, 773-790). Self-immolative elimination linkers may include, but are not limited to, aniline based linkers, N-hydroxyaniline based linkers, phenol based linkers, 1,8 elimination based linkers, cyclization based linkers (i.e., hydroxyl based linkers, amino based linkers and thiol based linkers), polymer-dendron conjugates, and polymer conjugates (i.e., N-(2-hydroxypropyl)-methacrylamide (HPMA) polymer conjugates, poly-ethylene glycol (PEG) polymer conjugates) (see I. Tranoy-Opalinski, et al., *Design of Self-Immolative Linkers for Tumour-Activated Prodrug Therapy, Anti-Cancer Agents in Medicinal Chemistry*, 2008, 8, 618-637; Blencowe, Christopher A. et al., *Self-immolative Linkers in Polymeric Delivery Systems, Polymer Chemistry*, 2011, 2, 773-790).

Typically, a suitable linker is one that is not substantially cleaved in the extracellular environment. As used herein, "not substantially cleaved in the extracellular environment" in the context of a linker means that typically no more than 20%, typically no more than about 15%, more typically no more than about 10%, and even more typically no more than about 5%, no more than about 3%, or no more than about 1 % of the linkers in a sample of compound of Formula A which includes the X-Y group, may be cleaved when the compound is present in an extracellular environment (e.g. plasma). Whether a linker is not substantially cleaved in the extracellular environment can be determined for example by incubating the compound with plasma for a predetermined time period upto 24 hours (e.g. 2, 4, 8, 16 or 24 hours) and then quantitating the amount of free ligand present in the plasma.

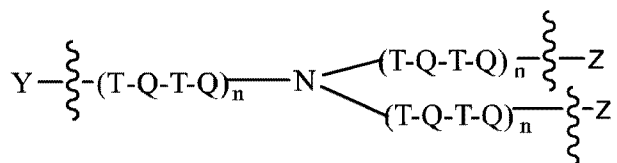
The linker may be a monovalent, bivalent or trivalent branched linker. In one embodiment, the linker is a disulfide bridge. In another embodiment, the linker is any of structures L1-L10, which show the linkage to Y and Z (wherein Y and Z represent groups as presented in the summary):



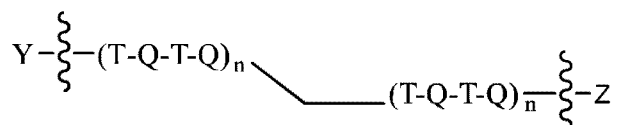
L1



L2

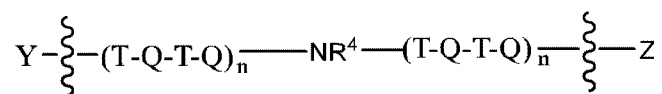


L3

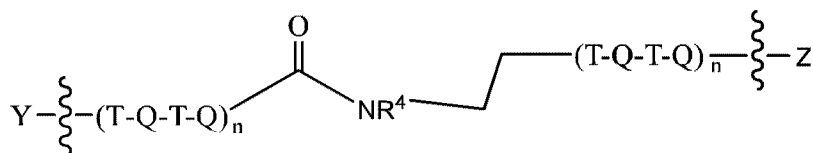


18

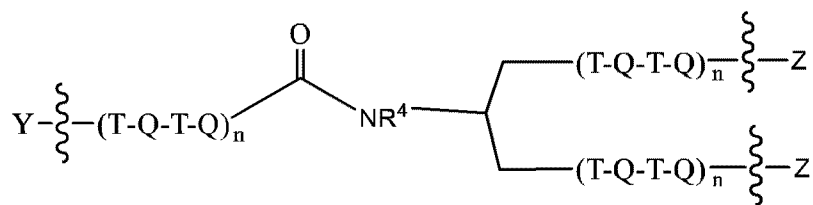
L4



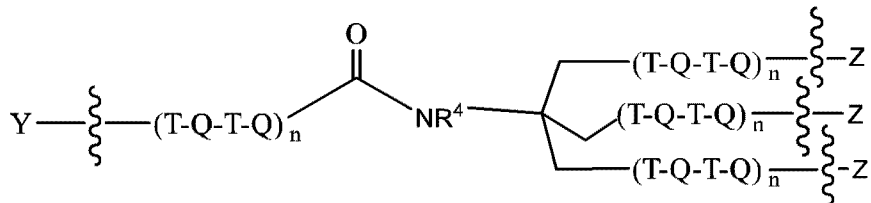
L5



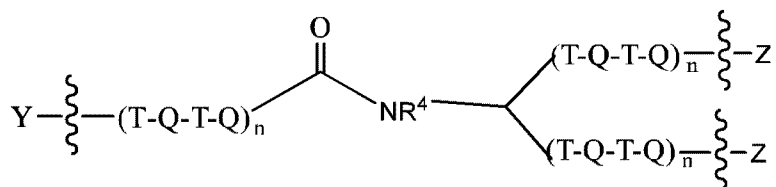
L6



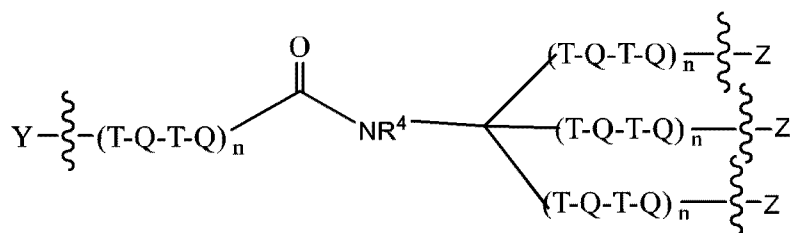
L7



L8



L9



L10

5

10

15

Wherein each T is independently absent or is alkylene, alkenylene, or alkynylene, wherein one or more $-\text{CH}_2-$ groups of the alkylene, alkenylene, or alkynylene may each independently be replaced with a heteroatom group
5 independently selected from $-\text{O}-$, $-\text{S}-$, and $-\text{N}(\text{R}^4)-$ wherein the heteroatom groups are separated by at least 2 carbon atoms;

each Q is independently absent or is $\text{C}(\text{O})$, $\text{C}(\text{O})-\text{NR}^4$, $\text{NR}^4-\text{C}(\text{O})$, $\text{O}-\text{C}(\text{O})-\text{NR}^4$, $\text{NR}^4-\text{C}(\text{O})-\text{O}$, $-\text{CH}_2-$, a heteroaryl, or a heteroatom group selected from O, S, S-S, $\text{S}(\text{O})$, $\text{S}(\text{O})_2$, and NR^4 , wherein at least two carbon atoms separate the heteroatom
10 groups O, S, S-S, $\text{S}(\text{O})$, $\text{S}(\text{O})_2$ and NR^4 from any other heteroatom group;

each R^4 is independently $-\text{H}$, $-(\text{C}_1-\text{C}_{20})\text{alkyl}$, or $(\text{C}_3-\text{C}_6)\text{cycloalkyl}$ wherein one to six $-\text{CH}_2-$ groups of the alkyl or cycloalkyl separated by at least two carbon atoms may be replaced with $-\text{O}-$, $-\text{S}-$, or $-\text{N}(\text{R}^4)-$, and $-\text{CH}_3$ of the alkyl may be replaced with a heteroatom group selected from $-\text{N}(\text{R}^4)_2$, $-\text{OR}^4$, and $-\text{S}(\text{R}^4)$ wherein the
15 heteroatom groups are separated by at least 2 carbon atoms; and wherein the alkyl and cycloalkyl may be substituted with halo atoms; and

each n is independently 0, 1, 2, 3, 4, 5, 6, 7, 8, 9, 10, 11, 12, 13, 14, 15, 16, 17, 18, 19, 20, 21, 22, 23, 24, 25, 26, 27, 28, 29, 30, 31, 32, 33, 34, 35, 36, 37, 38, 39, or 40. Wherein if n is greater than 1, each T and each Q of each (T-Q-T-Q) is
20 independently selected.

In one embodiment, Q is a heteroaryl selected from 1H-1,2,3-triazolyl, pyridinyl, and 1,2,3,4-tetrazolyl.

The linker length may be adjusted by the value of n to try to optimize accessibility to the target molecule. In some cases, the optimal length of the linker
25 may be designed by analysing the drug-target interaction site or the space needed to adequately cleave the compound of Formula (A).

By "genetically derived material" is meant to include proteins (including a Cas9 protein), plasmids (including a plasmid that encodes the Cas9 protein or a cas9 protein and a guide sequence), RNA sequences such as mRNA, siRNA sequences
30 and Cas9 ribonucleoproteins. The Cas9 ribonucleoprotein may comprise two linked or bound elements: (a) a first element comprising a recognition element which may include a tracr mate sequence and at least one guide sequence for insertion

upstream of the tracr mate sequence or a single guide sequence (sgRNA), wherein when expressed, the guide sequence directs sequence-specific binding of the Cas9 ribonucleoprotein to a target sequence in a eukaryotic cell, and (b) a second element comprising a Cas9 protein sequence and optionally one or more nuclear localization sequences (NLSs), such as about or more than about 1, 2, 3, 4, 5, 6, 7, 8, 9, 10, or more NLSs. In some embodiments, the second element comprises about 1, 2, 3, 4, 5, 6, 7, 8, 9, or 10 NLSs at or near the amino-terminus, the carboxy-terminus, or a combination of these (e.g. one or more NLS at the amino-terminus and one or more NLS at the carboxy terminus). When more than one NLS is present, each may be selected independently of the others, such that a single NLS may be present in more than one copy and/or in combination with one or more other NLSs present in one or more copies. A “guide sequence” is any polynucleotide sequence having sufficient complementarity with a target polynucleotide sequence to hybridize with the target sequence and direct sequence-specific binding of a Cas9 ribonucleoprotein to the target sequence. Exemplary Cas9 proteins, plasmids, and ribonucleoproteins may include those described in US20140068797, published on March 6, 2014; US2015031134, published on 01/29/2015; and US2015079681, published on 3/19/2015.

In some embodiments, the guide sequence comprises at least 8 nucleotides where the degree of complementarity between the guide sequence and its corresponding target sequence, when optimally aligned using a suitable alignment algorithm, is about or more than about 50%, 60%, 75%, 80%, 85%, 90%, 95%, 97.5%, 99%, or more. Optimal alignment may be determined with the use of any suitable algorithm for aligning sequences, non-limiting example of which include the Smith-Waterman algorithm, the Needleman-Wunsch algorithm, algorithms based on the Burrows-Wheeler Transform (e.g. the Burrows Wheeler Aligner), ClustalW, Clustal X, BLAT, Novoalign (Novocraft Technologies, ELAND (Illumina, San Diego, Calif.), SOAP (available at soap.genomics.org.cn), and Maq (available at maq.sourceforge.net).

Cas9 protein sequences from different species including *S. pneumoniae*, *S. pyogenes*, and *S. thermophilus* exhibit conserved architecture having an HNH homing endonuclease domain and a split RuvC/RNaseH endonuclease domain

whereby each Cas9 protein shares 4 primary motifs: motifs 1, 2, and 4, which are RuvC like motifs and motif 3, which is an HNH motif. For *Streptococcus pyogenes* (SEQ ID No:8), motifs 1 is SEQ ID NO:260, motif 2 is SEQ ID NO:261, motif 3 is SEQ ID NO:262, and motif 4 is SEQ ID NO:263. Therefore, by "Cas9 protein sequence" is meant a polypeptide which comprises an amino acid sequence having at least 4 motifs within the sequence which have at least about 75 percent, at least about 80 percent, at least about 85 percent, at least about 90 percent, at least about 95 percent, at least about 99 percent or 100 percent amino acid sequence identity to the motifs 1, 2, 3, and 4 of the Cas9 amino acid sequence of any of SEQ ID NOs:260-263, or to the corresponding portions in any of the amino acid sequences set forth in SEQ ID NOs:1-829. In another embodiment, the Cas9 amino acid sequence is at least about 75 percent, at least about 80 percent, at least about 85 percent, at least about 90 percent, at least about 95 percent, at least about 99 percent or 100 percent amino acid sequence identity to the amino acids at positions 7 to 166 or 731 to 1003 of SEQ ID NO:8 or the corresponding amino acids of those set forth in SEQ ID NOs:1-7, 9-829.

The Cas9 protein sequence may be modified such as being codon-optimized for expression in a eukaryotic cell or to include modifications to the sequence to impact its function. In some embodiments, the Cas9 protein sequence directs cleavage of one or two strands of DNA at the location of the target sequence such as with a Cas9 nickase (i.e., Cas9-D10A) used in combination with guide sequence(s), e.g., two guide sequences, which target respectively sense and antisense strands of the DNA target thereby allowing both strands to be nicked and resulting in non-homologous end-joining. Cas9-D10A with a single guide sequence may create indels. However, in other embodiments, the Cas9 protein sequence lacks DNA strand cleavage activity such as with selective use of catalytically inactive Cas (dCas) domains. In other embodiments, the Cas9 protein sequence is modified to allow covalent linkage to the Cas9 protein or Cas9 ribonucleoprotein, including lysine and cysteine residue modifications. In yet other embodiments, the Cas9 ribonucleoprotein is capable of directing the cleavage of RNA strands as described in O'Connell, Mitchell R., et al., Programmable RNA recognition and cleavage by CRISPR/Cas9, Nature, 2014, 516, p263-266.

Modifications of the Cas9 protein sequence may include a D10A (aspartate to alanine at amino acid position 10 of SEQ ID NO: 8) mutation (or the corresponding mutation of any of the proteins set forth as SEQ ID NOs: 1-829) that can cleave the complementary strand of the target DNA but has reduced ability to cleave the non-complementary strand of the target DNA (thus resulting in a single strand break instead of a double strand break). Another modification may be a H840A (histidine to alanine at amino acid position 840 of SEQ ID NO: 8) mutation (or the corresponding mutation of any of the proteins set forth as SEQ ID NOs:1-829) that can cleave the non-complementary strand of the target DNA but has reduced ability to cleave the complementary strand of the target DNA (thus resulting in a single strand break instead of a double strand break). The use of the D10A or H840A variant of Cas9 (or the corresponding mutations in any of the proteins set forth as SEQ ID NOs: 1-829) may alter the expected potential biological outcome because the non-homologous end joining is much more likely to occur when double strand breaks are present as opposed to single strand breaks.

Other residues may be mutated to also inactivate a particular nuclease from motif 1, 2, 3, or 4. As non-limiting examples, residues D10, G12, G17, E762, H840, N854, N863, H982, H983, A984, D986, and/or A987 (or the corresponding mutations of any of the proteins set forth as SEQ ID NOs: 1-829) may be modified. Mutations may include substitutions, additions, and deletions, or any combination thereof. In some instances, the mutation may convert the mutated amino acid to another amino acid, such as alanine. Other modifications may include a base modification, a backbone modification, and/or an internucleoside linkage modification.

By “nuclear localization sequence” (NLS) is meant an amino acid sequence which assists the Cas9 ribonucleoprotein to enter the nucleus of a eukaryotic cell. Consequently, an NLS may typically comprise one or more short sequences of positively charged lysines or arginines exposed on the protein surface. Exemplary NLSs may include, but are not limited to, an NLS sequence derived from: the NLS of the SV40 virus large T-antigen, having the amino acid sequence PKKKRKV (SEQ ID NO: 830); the NLS from nucleoplasmin (e.g. the nucleoplasmin bipartite NLS with the sequence KRPAATKKAGQAKKKK (SEQ ID NO: 831); the c-myc NLS having the amino acid sequence PAAKRVKLD (SEQ ID NO: 832) or RQRRNELKRSP (SEQ ID

NO: 833); the hRNPA1 M9 NLS having the sequence
NQSSNFGPMKGGNFGGRSSGPYGGGGQYFAKPRNQGGY (SEQ ID NO: 834); the
sequence RMRIZFKNKGKDTAELRRRRVEVSVELRKAKKDEQILKRRNV (SEQ ID
NO: 835) of the IBB domain from importin-alpha; the sequences VSRKRPRP (SEQ
ID NO: 836) and PPKKARED (SEQ ID NO: 837) of the myoma T protein; the
5 sequence PQPKKKPL (SEQ ID NO: 838) of human p53; the sequence
SALIKKKKMAP (SEQ ID NO: 839) of mouse c-abl IV; the sequences DRLRR (SEQ
ID NO: 840) and PKQKRRK (SEQ ID NO: 841) of the influenza virus NS1; the
sequence RKLKKKIKKL (SEQ ID NO: 842) of the Hepatitis virus delta antigen; the
10 sequence REKKKFLKRR (SEQ ID NO: 843) of the mouse Mx1 protein; the sequence
KRKGDEV DGVDEVAKKSKK (SEQ ID NO: 844) of the human poly(ADP-ribose)
polymerase; the sequence RKCLQAGMNLEARKTKK (SEQ ID NO: 845) of the
steroid hormone receptors (human) glucocorticoid; the sequence
MAPKKRKRKVGIIHRGVP (SEQ ID NO:846); and the sequence
15 PKKRKRKVEDPKKKRKVD (SEQ ID NO:847).

In one embodiment of a compound of Formula (A), R¹ is Z-X-Y and R² is -NH-
C(O)-CH₃.

In another embodiment of a compound of Formula (A), Y is an RNA sequence.

In yet another embodiment of a compound of Formula (A), Y is an siRNA
20 sequence.

In another embodiment, a compound of Formula (A) may be capable of
binding to a receptor present on a hepatocyte.

In another embodiment, the receptor present on a hepatocyte may be a
asialoglycoprotein receptor.

25
Compounds of the present invention may be synthesized by synthetic routes
that include processes analogous to those well-known in the chemical arts,
particularly in light of the description contained herein. The starting materials are
generally available from commercial sources such as Aldrich Chemicals (Milwaukee,
30 WI) or are readily prepared using methods well known to those skilled in the art (e.g.,
prepared by methods generally described in Louis F. Fieser and Mary Fieser,

Reagents for Organic Synthesis, v. 1-19, Wiley, New York (1967-1999 ed.), or Beilsteins Handbuch der organischen Chemie, 4, Aufl. ed. Springer-Verlag, Berlin, including supplements (also available via the Beilstein online database)).

For illustrative purposes, the reaction schemes depicted below provide potential routes for synthesizing the compounds of the present invention as well as key synthetic intermediates. For a more detailed description of the individual reaction steps, see the Examples section below. Those skilled in the art will appreciate that other synthetic routes may be used to synthesize the inventive compounds. Although specific starting materials and reagents are depicted in the schemes and discussed below, other starting materials and reagents can be easily substituted to provide a variety of derivatives and/or reaction conditions. In addition, many of the compounds prepared by the methods described below can be further modified in light of this disclosure using conventional chemistry well known to those skilled in the art.

In the preparation of compounds of the present invention, protection of remote functionality (e.g., primary or secondary amine) of intermediates may be necessary. The need for such protection will vary depending on the nature of the remote functionality and the conditions of the preparation methods. Suitable amino-protecting groups (NH-Pg or NPg) include acetyl, trifluoroacetyl, *t*-butoxycarbonyl (BOC), benzyloxycarbonyl (CBz), 9-fluorenylmethyleneoxycarbonyl (Fmoc), and phthalimide (Pht). A "hydroxy-protecting group" refers to a substituent of a hydroxy group that blocks or protects the hydroxy functionality. Suitable hydroxyl-protecting groups (O-Pg) include for example, allyl, acetyl (Ac), silyl (like trimethylsilyl (TMS) or *tert*-butyldimethylsilyl (TBS)), benzyl (Bn), *para*-methoxybenzyl (PMB), trityl (Tr), *para*-bromobenzoyl, *para*-nitrobenzoyl and the like (benzylidene, cyclic ketals, orthoesters, orthoamides for protection of 1,2- or 1,3-diols). The need for such protection is readily determined by one skilled in the art. For a general description of protecting groups and their use, see T. W. Greene, Protective Groups in Organic Synthesis, John Wiley & Sons, New York, 1991.

Scheme 1 outlines the general procedures one could use to provide compounds of the present invention. In step 1 of Scheme 1, synthetic intermediate (I-a), that can be prepared by procedures described by H. Paulsen and M. Paal in Carbohydrate Research, **135**, 53 (1984), is persilylated under classical conditions

[using trimethylsilyl chloride and pyridine at room temperature (about 23 °C)] followed by selective cleavage of the trimethyl silyl group protecting the primary alcohol (by treatment under basic conditions such as potassium carbonate in an alcoholic solvent like methanol at a temperature ranging from about -10 degrees Celsius to room temperature) to reveal primary alcohol intermediate (I-b). In step 2 of Scheme 1, the additional hydroxymethylene group found in intermediate (I-c) can be introduced onto the glycoside by means of a Parikh-Doering oxidation described by J. R. Parikh and William v. E. Doering in Journal of the American Chemical Society, **89**, 5505–5507 (1967) followed by treatment with a formaldehyde source (e.g., solution of formaldehyde in water, solid paraformaldehyde) in the presence of an alkali metal hydroxide (e.g., sodium hydroxide, sodium alkoxide) in water or in an alcoholic solvent at a temperature ranging from about room temperature to about 60 degrees Celsius. This is referred to as an aldol-Cannizzaro reaction. Modifications of this process known to those of skill in the art may also be used. For example, other oxidants, like stabilized 2-iodoxybenzoic acid described by Ozanne, A. et al. in Organic Letters, **5**, 2903 (2003), the Swern oxidation described in Kanji Omura and Daniel Swern in Tetrahedron, **34**, 1651 (1978), as well as other oxidants known by those skilled in the art can also be used. The aldol Cannizzaro sequence has been described by Robert Schaffer in the Journal of The American Chemical Society, **81**, 5452 (1959) and Amigues, E.J., et al., in Tetrahedron, **63**, 10042 (2007). Experimental conditions of step 2 in Scheme 1 also promote cleavage of the trimethylsilyl groups protecting the secondary alcohols. In step 3 of Scheme 1, intermediate (I-c) is treated with an organic or inorganic acid (e.g., sulfuric acid) or an acidic resin in a solvent like water at a temperature ranging from about room temperature to about 100 degrees Celsius to produce compound (1) of the present invention. In step 4 of Scheme 1, compound (1) can be treated with a reducing agent known to reduce azido groups to the corresponding amine (e.g., transition-metal mediated catalytic hydrogenation, use of triphenylphosphine in water under classical experimental conditions well known by those skilled in the art). Subsequent treatment in presence of an acylating agent (e.g., acetic anhydride or acetyl chloride in presence of pyridine or triethylamine in a solvent such as dichloromethane or tetrahydrofuran at a temperature ranging from 0 to 80 degrees Celsius) provides

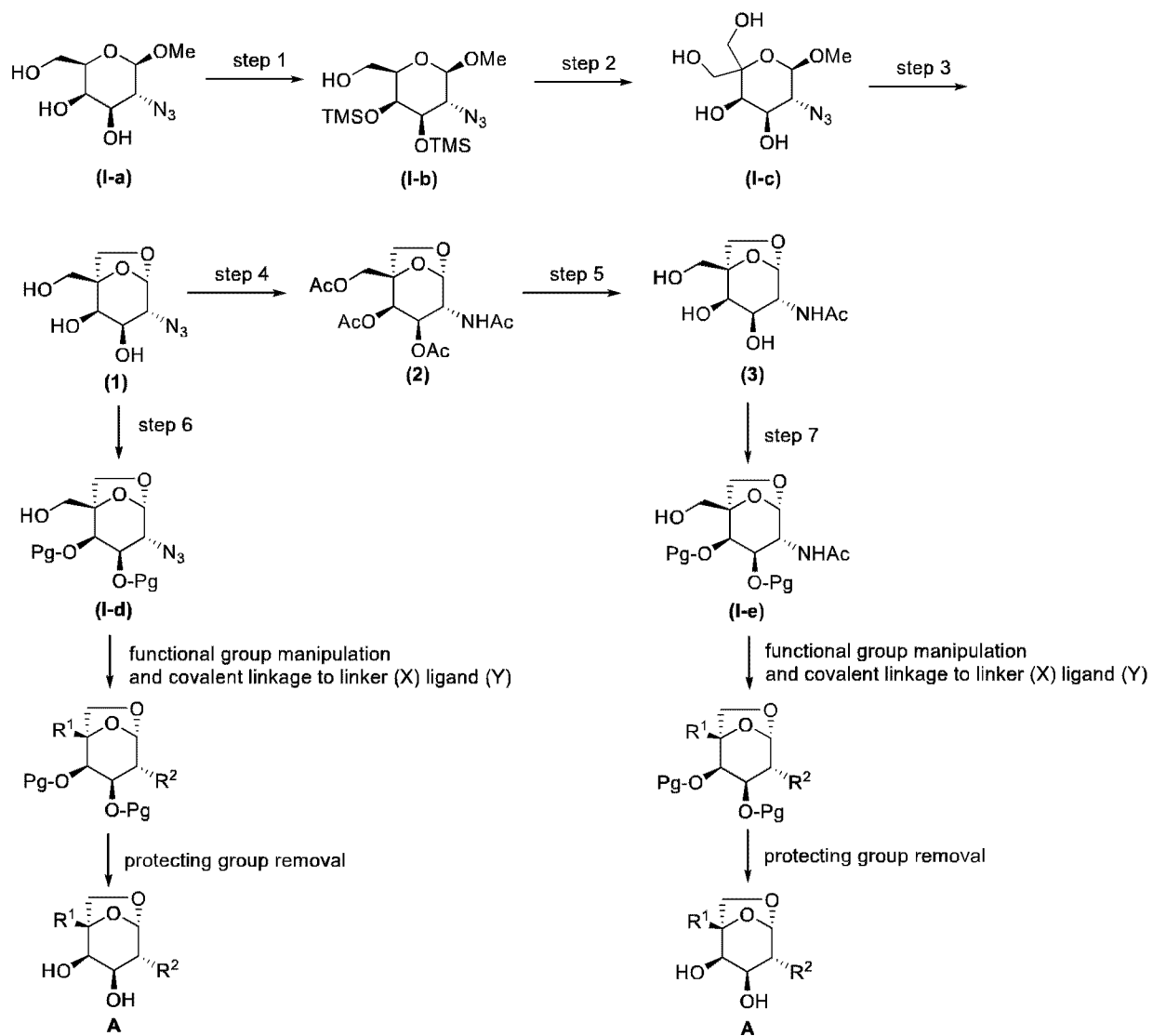
compound (2) of the present invention. In step 5 of Scheme 1, treatment of compound (2) in presence of an alkoxide (e.g., sodium methoxide) in a solvent, or mixture of solvents, such as an alcoholic solvent or tetrahydrofuran at a temperature ranging from about 0 to room temperature provides compound (3) of the present invention. Furthermore, the compounds thus obtained can then be easily functionalized to other compounds of the present invention using well known protective and functional groups manipulation sequences known by those skilled in the art. Thus, in steps 6 and 7 of Scheme 1, secondary hydroxyl groups in compounds (1) and (3) respectively can be further protected by a suitable protecting group (e.g., as a cyclic ketal upon treatment with 2,2-dimethoxypropane under acidic conditions in a solvent such as N,N-dimethylformamide at a temperature ranging from about room temperature to about 90 degrees Celsius) to access intermediates such as (I-d) and (I-e). In turn, using synthetic transformations and functional and protecting groups manipulations well known by those skilled in the art, (I-d) and (I-e) are primed for further functionalization and derivatization of the primary hydroxyl group to link the desired linker X and ligand Y of interest to produce the XY-containing compounds of the present invention. Removal of the protecting groups (e.g., Pg), using reagents and conditions well known to those skilled in the art (e.g., in the case where the two Pg form a cyclic ketal such as an acetonide, it can be removed under acidic conditions using an acid such as acetic acid in a solvent or mixture of solvents such as acetic acid, an alcoholic solvent, water, tetrahydrofuran at a temperature ranging from room temperature to about 80 degrees Celsius), to reveal the secondary hydroxyl groups leads to XY-containing compounds of the present invention. For example, alkylation of the primary hydroxyl group in (I-e) can lead to, after protecting group manipulation and removal, the corresponding ether-linked XY-containing compounds of this invention. Ester-linked, carbonate-linked and carbamate-linked XY-containing compounds of the present invention can also be conveniently accessed from (3) or intermediate (I-e) using the appropriate reactants and reagents well known by those skilled in the art. Conversion of the primary hydroxyl group in (I-e) to the corresponding triflate (III-e-1) followed by nucleophilic displacement with the appropriate nucleophile can lead to, after protecting group manipulation and removal, the corresponding ether- and thioether-linked XY-

containing compounds of this invention. Oxidation of the thioether intermediate can also lead to the corresponding sulfoxide- and sulfone-linked XY-containing compounds of this invention. In addition, displacement of the primary triflate in (III-e-1) by potassium thioacetate followed by thioester hydrolysis can provide the corresponding thiol (III-e-2) which provides compound (IV-e-1) of the present invention after protecting group manipulation and removal; further alkylation of the thiol (III-e-2) and protecting group manipulation and removal can also produce thioether-linked XY-containing compounds of this invention. (III-e-2) can also be converted to the corresponding sulfonyl chloride and treated with the appropriate amine to produce, after protecting group manipulation and removal, sulfonamide linked XY-containing compounds of the present invention. Displacement of the primary triflate (III-e-1) with sodium azide can also produce the corresponding azide-containing compound (III-e-3) which after protecting group manipulation and removal provides compound (IV-e-2) of the present invention. Reduction of compound (III-e-3) can produce the corresponding primary amine (III-e-4) primed for further functionalization (e.g., amide bond formation, reductive amination, sulfonamide formation, urea formation, carbamate formation, etc) to link the XY substituent and produce compounds of this invention after protecting group manipulation and removal. (III-e-4) can also produce compound (IV-e-3) of the present invention after protecting group manipulation and removal. Treatment of the above azide intermediate (III-e-3) with an alkyne or nitrile containing reagent or synthetic intermediate followed by protecting group manipulation and removal under conditions well known by those skilled in the art can also produce a triazole- or tetrazole-linked XY-containing compounds of this invention, respectively. Oxidation of the primary hydroxyl group in (I-e) to the corresponding aldehyde (III-e-5) followed by reductive amination, under classical conditions known to those skilled in the art, with the appropriate amine, or olefination (such as Wittig-, Horner-Wadsworth-Emmons-, Petterson, Julia-type and modification thereof) followed by reduction of the olefin formed (using for instance a metal mediated catalytic hydrogenation or a diimide mediated reduction well known by those skilled in the art), can lead to the desired nitrogen- or carbon-linked X-Y-containing compounds of in this invention after functional group manipulation and protecting group manipulation and removal,

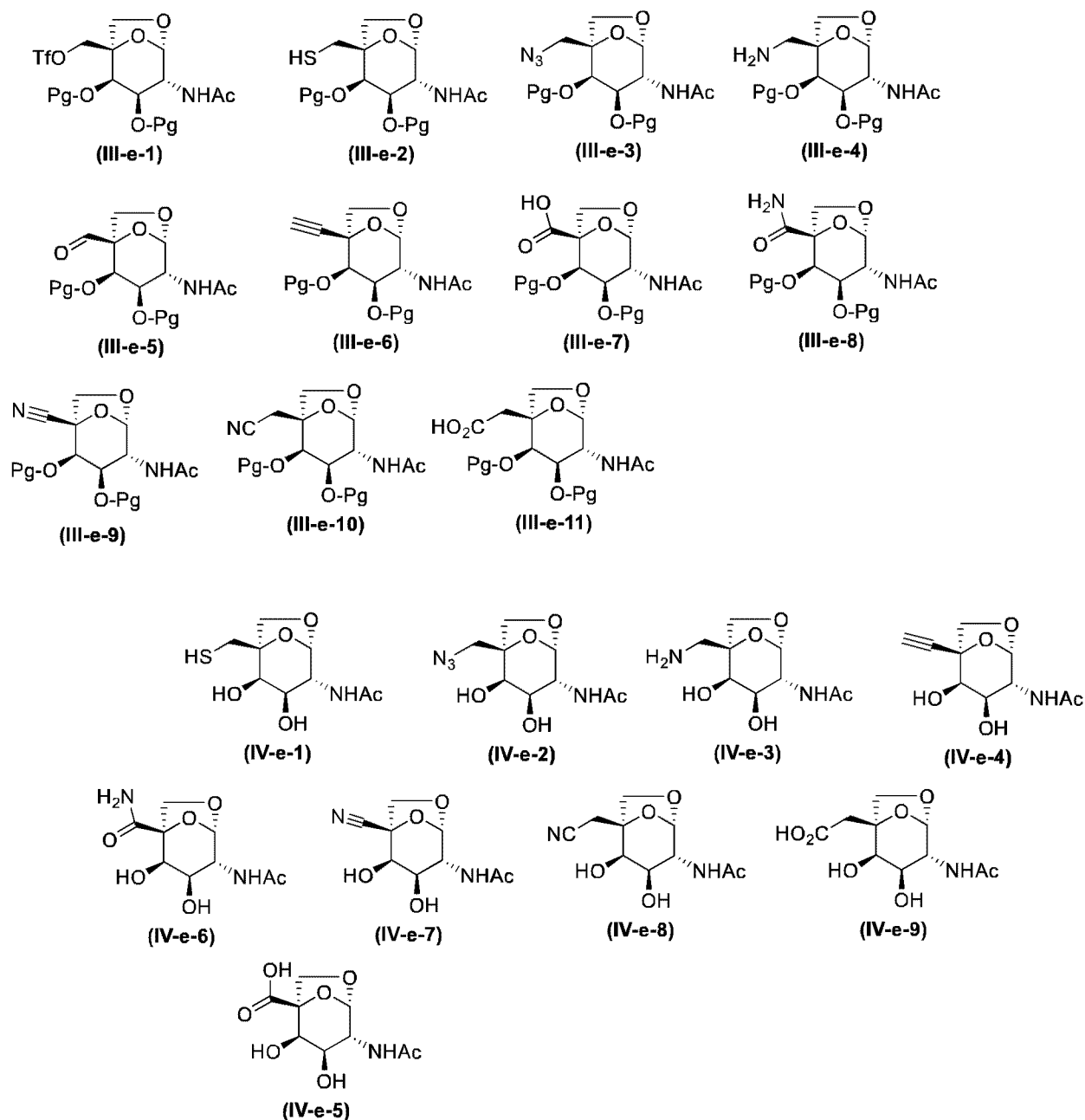
respectively. Conversion of the aldehyde (III-e-5) to the corresponding alkyne (III-e-6) (using a Corey-Fuchs type reaction or using a Seyferth-Gilbert type reagent) followed by protecting group manipulation and removal can lead to compound (IV-e-4) of in the present invention. In turn, treatment of alkyne (III-e-6) or (IV-e-4) with an azide containing reagent or synthetic intermediate followed by protecting group manipulation and removal under conditions well known by those skilled in the art can also produce a triazole-linked XY-containing compounds of in this invention. Alkyne (III-e-6) can also serve as a useful synthetic intermediate to access other compounds of in this invention upon treatment with the appropriate reagents under metal mediated cross couplings known to those skilled in the art (such as a Sonogashira-type reaction). Oxidation of the primary hydroxyl group in (I-e) to the corresponding acid (III-e-7) provides, using synthetic transformations well known by those skilled in the art, access to ester- and amide-linked XY-containing compound of in this invention, after protecting group removal. Protecting group manipulation and removal in (III-e-7) also provides readily access to compound (IV-e-5) of the present invention. Conversion of (IV-e-5) or (III-e-7) to the corresponding primary amide under conditions well known by those skilled in the art directly provides compound (IV-e-6) of in the present invention or compound (III-e-8) which after protecting group manipulation and removal gives (IV-e-6). In addition, dehydration of the amide functionality in (III-e-8) can provide the corresponding nitrile (III-e-9) which after functional group manipulation and removal provides compound (IV-e-7) of the present invention. Displacement of the primary triflate (III-e-1) with a cyanide anion can also produce the corresponding nitrile-containing compound (III-e-10) which after protecting group manipulation and removal provides compound (IV-e-8) of the present invention. In turn, hydrolysis of the nitrile in (IV-e-8) or (III-e-10) can provide directly access to acid (IV-e-9) or to (III-e-11) which after protecting group manipulation and removal provides (IV-e-9). Alkyne containing compounds such as (III-e-6)/(IV-e-4), primary amide containing compounds such as (III-e-8)/(IV-e-6), nitrile containing compounds such as (III-e-9)/(IV-e-7)/(III-e-10)/(IV-e-8), acid containing compound such as (III-e-7)/(IV-e-5)/(III-e-11)/(IV-e-9), aldehyde containing compounds such as (III-e-5) can also be further functionalized and reacted with the appropriate reagent and synthetic intermediate under conditions well known by those

skilled in the art (and summarized in J. A. Joule and K. Mills, Heterocyclic Chemistry, 5th edition, Wiley Ed., (2010); J. J. Li, Name Reactions in heterocyclic chemistry, Wiley, (2005); M. R. Grimmett Advances in Heterocyclic Chemistry, **27**, 241, (1981); I. G. Turchi et al., Chemical Reviews, **75**, 389, (1975); K. T. Potts, Chemical Reviews, **61**, 87, (1961); R. H. Wiley, Organic Reactions, **6**, 367, (1951); L. B. Clapp, Advances in Heterocyclic Chemistry, **20**, 65, (1976); A. Hetzheim et al., Advances in Heterocyclic Chemistry, **7**, 183, (1967); j. Sandstrom, Advances in Heterocyclic Chemistry, **9**, 165, (1968); S. J. Wittenberger, Organic Preparations and Procedures International, **26**, 499, (1994); M. G. Finn et al., Angewandte Chemie International Edition, **48**, 9879, (2009)) to produce additional 5 and 6 membered ring (such as isoxazole, isothiazole, pyrazole, oxazole, thiazole, imidazole, 1,2,4-oxadiazole, 1,2,4-thiadiazole, 1,2,4-triazole, 1,3,4-oxadiazole, 1,3,4-thiadiazole, tetrazole, 1,2,3-triazole) linked XY-containing compounds of in this invention. Aryl ring-linked XY-containing compounds of in this invention can also be accessed from alkynes such as (III-e-6) and (IV-e-4), or a heterosubstituted analogue of these alkynes (i.e., by replacing the alkyne hydrogen in (III-e-6)/(IV-e-4) by OR⁴, N(R⁴)₂, SR⁴; these compounds can be accessed using conditions and reagents known to those skilled in the art), via a benzannulation reaction known from those skilled in the art (such as a Danheiser-type or Dotz-type benzannulation).

Similar chemistry described above for (3) and (I-e) can also be applied to (1) and intermediate (I-d) to provide additional compounds of in the present invention. See examples section for further details.



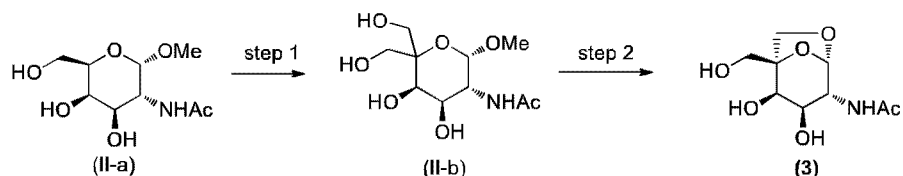
Scheme 1.



5 The use of trifluoroacetic anhydride in step 4 of Scheme 1 can also provide access to N-((1S,2R,3R,4R,5S)-2,3-dihydroxy-1-(hydroxymethyl)-6,8-dioxabicyclo[3.2.1]octan-4-yl)-2,2,2-trifluoroacetamide, compound (24) of the present invention.

Alternatively, compounds of the present invention, such as (3), could be prepared by the sequence described in Scheme 2. Thus methyl 2-acetamido-2-deoxy- α -D-galactopyranoside (II-a) could be submitted to an oxidation/Aldo-

Cannizzaro protocol, similar to the one already described by A. W. Mazur in EP0341062 (1989), to produce intermediate (II-b). Treatment of (II-b) under conditions already described above and known by those skilled in the art in steps 3 (bridged ketal formation), 4 (acetylation), and 5 (ester hydrolysis) of Scheme 1 provides compound (3). Compound (1) could also be accessed from (I-a) (or its epimer at the anomeric position) using the same approach described in Scheme 2.



Scheme 2.

Particularly when R¹ contains an aliphatic-, PEG-derived chain, PEG-derived oligo- or poly-mer, compounds of the present invention may be further functionalized, reacted, and formulated under conditions known to those skilled in the art to access additional compounds of the present invention that may be used and incorporated in the formulation of potential hepatoselective drug delivery systems such as Biodegradable PLGA-b-PEG polymeric nanoparticles (see, Erica Locatelli et al., *Journal of Nanoparticle Research*, **14**, 1316, (2012)) and lipid based platforms such as liposomes, lipid nanoparticles, stable nucleic acids lipid nanoparticles (see, Sara Falsini et al., *Journal of Medicinal Chemistry*, **57**, 1138 (2014)).

Diastereomeric mixtures can be separated into their individual diastereoisomers on the basis of their physical chemical differences by methods well known to those skilled in the art, such as by chromatography and/or fractional crystallization, distillation, sublimation. Enantiomers can be separated by converting the enantiomeric mixture into a diastereomeric mixture by reaction with an appropriate optically active compound (e.g., chiral auxiliary such as a chiral alcohol or Mosher's acid chloride), separating the diastereoisomers and converting (e.g., hydrolyzing) the individual diastereoisomers to the corresponding pure enantiomers. Also, some of the compounds of the present invention may be atropisomers (e.g., substituted biaryls) and are considered as part of this invention. Enantiomers can also be separated by use of a chiral HPLC (high pressure liquid chromatography) column.

It is also possible that the intermediates and compounds of the present invention may exist in different tautomeric forms, and all such forms are embraced within the scope of the invention. The term "tautomer" or "tautomeric form" refers to structural isomers of different energies which are interconvertible *via* a low energy barrier. For example, proton tautomers (also known as prototropic tautomers) include interconversions *via* migration of a proton, such as keto-enol and imine-enamine isomerizations. A specific example of a proton tautomer is the imidazole moiety where the proton may migrate between the two ring nitrogens. Valence tautomers include interconversions by reorganization of some of the bonding electrons. The equilibrium between closed and opened form of some intermediates (and/or mixtures of intermediates) is reminiscent of the process of mutarotation involving aldoses, known by those skilled in the art.

The present invention also embraces isotopically-labeled compounds of the present invention which are identical to those recited herein, but for the fact that one or more atoms are replaced by an atom having an atomic mass or mass number different from the atomic mass or mass number usually found in nature. Examples of isotopes that can be incorporated into compounds of the invention include isotopes of hydrogen, carbon, nitrogen, oxygen, phosphorus, sulfur, fluorine, iodine, and chlorine, such as ^2H , ^3H , ^{11}C , ^{13}C , ^{14}C , ^{13}N , ^{15}N , ^{15}O , ^{17}O , ^{18}O , ^{31}P , ^{32}P , ^{35}S , ^{18}F , ^{123}I , ^{125}I and ^{36}Cl , respectively.

Certain isotopically-labeled compounds of the present invention (e.g., those labeled with ^3H and ^{14}C) may be useful in compound and/or substrate tissue distribution assays. Tritiated (i.e., ^3H) and carbon-14 (i.e., ^{14}C) isotopes may be particularly preferred for their ease of preparation and detectability. Further, substitution with heavier isotopes such as deuterium (i.e., ^2H) may afford certain advantages resulting from potentially greater metabolic stability (e.g., potentially increased *in vivo* half-life or potentially reduced dosage requirements) and hence may be preferred in some circumstances. Positron emitting isotopes such as ^{15}O , ^{13}N , ^{11}C , and ^{18}F may be useful for positron emission tomography (PET) studies to examine substrate occupancy. Isotopically labeled compounds of the present invention can generally be prepared by following procedures analogous to those

disclosed in the Schemes and/or in the Examples herein below, by substituting an isotopically labeled reagent for a non-isotopically labeled reagent.

The compositions of this invention may be in liquid solutions (e.g., injectable and infusible solutions). The preferred form depends on the intended mode of administration and use. Typical compositions may be in the form of injectable or infusible solutions, such as compositions similar to those that may be used for passive immunization. One mode of administration may be parenteral (e.g., intravenous, subcutaneous, intraperitoneal, intramuscular, intradermal, and intrasternally) or administration may be by infusion techniques, in the form of sterile injectable liquid or ologenous suspensions. As will be appreciated by the skilled artisan, the route and/or mode of administration will vary depending upon the desired results. In one embodiment, the antibody may be administered by intravenous infusion or injection. In another embodiment, the antibody may be administered by intramuscular or subcutaneous injection.

Pharmaceutical compositions typically are sterile and stable under the conditions of manufacture and storage.

The composition may be formulated as a solution, microemulsion, dispersion, or liposome. Sterile injectable solutions can be prepared by incorporating the compound of the present invention in the required amount in an appropriate diluent with one or a combination of ingredients enumerated above, as required, followed by sterilization (e.g., filter sterilization). Generally, dispersions are prepared by incorporating the active compound into a sterile vehicle that contains a basic dispersion medium and the required other ingredients from those enumerated above. Such suspensions may be formulated according to the known art using those suitable dispersing of wetting agents and suspending agents or other acceptable agents. The sterile injectable preparation may also be a sterile injectable solution or suspension in a non-toxic parenterally acceptable diluent or solvent, for example as a solution in 1,3-butanediol. Among the acceptable vehicles and solvents that may be employed are water, Ringer's solution and isotonic sodium chloride solution. In addition, sterile, fixed oils are conventionally employed as a solvent or suspending medium. For this purpose, any bland fixed oil may be employed, including synthetic mono- or

diglycerides. In addition, n-3 polyunsaturated fatty acids may find use in the preparation of injectables.

In the case of sterile powders for the preparation of sterile injectable solutions, methods of preparation may be by vacuum drying and freeze drying that yields a powder of the active ingredient plus any additional desired ingredient from a previously sterile filtered solution thereof. The proper fluidity of a solution may be maintained, for example, by the use of a coating such as lecithin, by the maintenance of the required particle size in the case of dispersion and by the use of surfactants.

Prolonged absorption of injectable compositions may be brought about by including in the composition an agent that delays absorption, for example, monostearate salts and gelatin or by formulating the composition into prolonged absorption forms such as, depots, liposomes, polymeric microspheres, polymeric gels, and implants.

Other potential methods for administration of the compound of the present invention described herein may include dermal patches that release the medications directly into a subject's skin. Such patches may contain the compound of the present invention in an optionally buffered, liquid solution, dissolved and/or dispersed in an adhesive, or dispersed in a polymer.

The compound may also potentially be administered continuously via a minipump and may be part of a pharmaceutical composition as described supra.

Another typical formulation may be prepared by mixing a compound of the present invention and a carrier, diluent or excipient. Suitable carriers, diluents and excipients are well known to those skilled in the art and may include materials such as carbohydrates, waxes, water soluble and/or swellable polymers, hydrophilic or hydrophobic materials, gelatin, oils, solvents, water, and the like. The particular carrier, diluent or excipient used will depend upon the means and purpose for which the compound of the present invention is being applied. Solvents are generally selected based on solvents recognized by persons skilled in the art as safe (GRAS) to be administered to a mammal. In general, safe solvents are non-toxic aqueous solvents such as water and other non-toxic solvents that are soluble or miscible in water. Suitable aqueous solvents include water, ethanol, propylene glycol, polyethylene glycols (e.g., PEG400, PEG300), etc. and mixtures thereof. The

formulations may also include one or more buffers, stabilizing agents, surfactants, wetting agents, lubricating agents, emulsifiers, suspending agents, preservatives, antioxidants, opaquing agents, glidants, processing aids, colorants, sweeteners, perfuming agents, flavoring agents and other known additives to provide an elegant presentation of the compound of the present invention or pharmaceutical composition thereof or aid in the manufacturing of a pharmaceutical product.

The formulations may be prepared using conventional dissolution and mixing procedures. For example, the bulk drug substance (i.e., compound of the present invention or stabilized form of the compound (e.g., complex with a cyclodextrin derivative or other known complexation agent)) may be dissolved in a suitable solvent in the presence of one or more of the excipients described above.

The pharmaceutical compositions may also include solvates and hydrates of the compounds of Formula (I). The term "solvate" refers to a molecular complex of a compound represented by Formula (I) (including pharmaceutically acceptable salts thereof) with one or more solvent molecules. Such solvent molecules are those commonly used in the pharmaceutical art, which are known to be innocuous to the recipient, e.g., water, ethanol, ethylene glycol, and the like. The term "hydrate" refers to the complex where the solvent molecule is water. The solvates and/or hydrates may exist in crystalline form. Other solvents may be used as intermediate solvates in the preparation of more desirable solvates, such as methanol, methyl t-butyl ether, ethyl acetate, methyl acetate, (S)-propylene glycol, (R)-propylene glycol, 1,4-butanediol, and the like. The crystalline forms may also exist as complexes with other innocuous small molecules, such as L-phenylalanine, L-proline, L-pyroglutamic acid and the like, as co-crystals or solvates or hydrates of the co-crystalline material. The solvates, hydrates and co-crystalline compounds may be prepared using procedures described in PCT Publication No. WO 08/002824.

The pharmaceutical composition (or formulation) for application may be packaged in a variety of ways depending upon the potential application. Generally, an article for distribution includes a container having deposited therein the pharmaceutical formulation in an appropriate form. Suitable containers are well-known to those skilled in the art and include materials such as bottles (plastic and glass), sachets, ampoules, plastic bags, metal cylinders, and the like. The container

compound divided by the distance traveled by the eluent. R_t (retention time). H-Cube® Continuous-flow Hydrogenation Reactor: A bench-top standalone hydrogenation reactor, combining continuous-flow microchemistry with endogenous on-demand hydrogen generation and a disposable catalyst cartridge system.

5 *LC/MS TOF (ESI)*: All data were gathered on an Agilent 1100 LC with MSD TOF (Agilent model G1969A) mass spec detectors running with electrospray spray ionization source. The LC instrument includes a binary pump (Agilent model G1312A) with upper pressure limit of 400 bar attached to autosampler (Agilent model G1313A) which uses external try for sample submission. The column compartment (Agilent
10 model G1316A) which is attached to diode array (Agilent model G1315A). The instrument acquisition and data handling was done with Agilent MassHunter TOF/Q-TOF B.02 (B11285) Patches 1.2.3. *Elution Conditions*: Column: No column was used. Flow Injection: Injection Volume: 1.0 microL; Flow Rate: 0.5mL/min. Run Time: 1.0 min; Solvent: Methanol (0.1% formic acid and 0.05% ammonium formate). *TOF*
15 *Conditions*: Ionization Source: Electrospray spray ionization source in Positive Mode; Gas Temp : 325 C; Drying Gas: 6 L/min; Nebulizer: 50 psg; VCap: 3500V; Mass Range 110-100 m/z; Acquisition Rate: 0.99 spectra/s; Acquisition Time; 1012.8 ms/spectrum. All solvents were of HPLC Chromasolv grade, from Sigma Aldrich (St. Louis, Missouri). A majority of the chemicals and buffers were purchased from Sigma
20 Aldrich, all 97% in purity or higher.

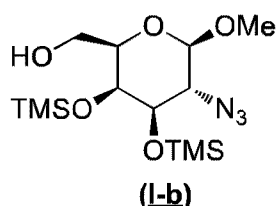
 Method C 1.5 minute run LRMS (low resolution mass spectroscopy): Waters Acqity HSS T3, 2.1mmx50mm, C18, 1.7µm; Mobile Phase: A: 0.1% formic acid in water (v/v); Mobile phase B: 0.1% formic acid in acetonitrile (v/v); Flow-
 1.25ml/minute; Initial conditions: A-95%:B-5%; hold at initial from 0.0-0.1 minute;
25 Linear Ramp to A-5%:B-95% over 0.1-1.0 minute; hold at A-5%:B-95% from 1.0-1.1 minute; return to initial conditions 1.1-1.5 minute.

 Method C 3.0 minute run LRMS (low resolution mass spectroscopy): Waters Acqity HSS T3, 2.1mmx50mm, C18, 1.7µm; Mobile Phase: A: 0.1% formic acid in
30 water (v/v); Mobile phase B: 0.1% formic acid in acetonitrile (v/v); Flow-
 1.25ml/minute; Initial conditions: A-95%:B-5%; hold at initial from 0.0-0.1 minute;

Linear Ramp to A-5%:B-95% over 0.1-2.6 minute; hold at A-5%:B-95% from 2.6-2.95 minute; return to initial conditions 2.95-3.0 minute.

Procedures

5 ((2R,3S,4R,5R,6R)-5-azido-6-methoxy-3,4-bis((trimethylsilyl)oxy)tetrahydro-2H-pyran-2-yl)methanol (**I-b**)



10 (2R,3R,4R,5R,6R)-5-azido-2-(hydroxymethyl)-6-methoxytetrahydro-2H-pyran-3,4-diol (**I-a**) (5 g, 23 mmol) was dissolved in anhydrous pyridine (100 mL) and trimethylsilyl chloride (17.5 mL, 139 mmol) was added. The reaction mixture was stirred for 12

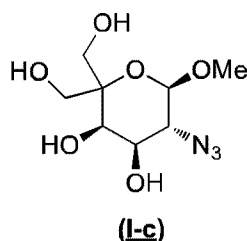
15 hours at room temperature and then pyridine was evaporated. The residue was taken up in ethyl acetate/water. The aqueous phase was extracted once with ethyl acetate and the combined organic layers were washed with water, a saturated aqueous solution of sodium chloride, dried over magnesium sulfate, filtered and concentrated to give 9.9 g (98% yield) of the corresponding per-silylated compound as a yellow oil.

20 The material was used in the next step without any further purification. To a solution of the above per-silylated compound (9.71 g, 22.3 mmol) in anhydrous methanol (45 mL) cooled to 0 degrees Celsius was added 9.06 mL of a solution of potassium carbonate in methanol (0.032M). The reaction mixture was stirred at 0 °C for 1 hour and then neutralized by the addition of 17 microL of acetic acid. The solvent was

25 evaporated and the residue was dissolved in ethyl acetate. Water was added and the aqueous phase was extracted twice with ethyl acetate. The combined organic layers were washed with brine, dried over magnesium sulfate, filtered and concentrated. The crude material was purified by flash chromatography (30% ethyl acetate/hexanes) over silica gel to afford 6.77 g (84%) of (**I-b**) as an oil. $[\alpha]_D^{25}$ (c 1, chloroform); $^1\text{H NMR}$ (400 MHz, $\text{CHLOROFORM-}d$) δ ppm 0.14 (s, 9H), 0.20 (s, 9H), 1.80 (br. s., 1H), 3.36 - 3.42 (m, 1H), 3.45 (dd, $J=7.3, 4.6$ Hz, 1H), 3.54 (dd, $J=10.0, 8.0$ Hz, 1H), 3.59 (s, 3H), 3.65 (dd, $J=11.3, 4.7$ Hz, 1H), 3.77 (d, $J=2.7$ Hz, 1H), 3.87 (dd, $J=11.2, 7.3$ Hz, 1H), 4.14 (d, $J=8.0$ Hz, 1H); $^{13}\text{C NMR}$ (100 MHz,

CHLOROFORM-*d*) delta ppm 0.27 (3C), 0.6 (3C), 57.3, 62.6, 64.0, 71.1, 73.7, 75.2, 103.4; HRMS (ESI) calcd for C₁₃H₂₉N₃O₅Si₂ (*m/z*) [M + Na]⁺ 386.1538, found 386.1539.

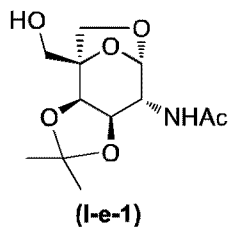
5 (3R,4R,5R,6R)-5-azido-2,2-bis(hydroxymethyl)-6-methoxytetrahydro-2H-pyran-3,4-diol (**I-c**)



(**I-b**) (7.73 g, 21.3 mmol) was dissolved in dichloromethane (70 mL). Dimethyl sulfoxide (10.6 mL, 150 mmol) and triethylamine (9 mL, 60 mmol) were added and the reaction mixture was cooled to 0 degrees Celsius. Sulfur trioxide pyridine complex (10.2 g, 64 mmol) was added and the mixture was stirred at 0 degrees Celsius for 1 hour and then warmed up to room temperature over 30 minutes. The reaction was quenched with a saturated solution of sodium chloride and diluted with dichloromethane. The aqueous phase was extracted 3 times with dichloromethane and the combined organic layers were washed with a saturated aqueous solution of sodium chloride, dried over magnesium sulfate, filtered and concentrated to afford the corresponding aldehyde. The aldehyde was dissolved in anhydrous ethanol (106 mL) and paraformaldehyde powder (40.3 g, 425 mmol) followed by sodium ethoxide 21%wt solution in ethanol (16 mL, 42.5 mmol) were added. The reaction mixture was stirred at room temperature for 12 hours and then ethanol was evaporated. To the crude mixture was added methanol and the solid was filtered and thoroughly rinsed with methanol. To the filtrate containing the desired product was added silica gel and methanol was evaporated. The resulting dry load was dried under high vacuum and loaded on a column. The crude material was purified by flash chromatography (10% methanol/dichloromethane) over silica gel to give 3.03 g of (**I-c**) as a colorless oil (57% over 2 steps). [α]_D -20 (c 1.25, methanol); ¹H NMR (400 MHz, METHANOL-*d*₄) delta ppm 3.46 (dd, *J*=10.2, 8.1 Hz, 1H), 3.51 (s, 3H), 3.64 - 3.80 (m, 5H), 3.80 - 3.83 (m, 1H), 4.54 (d, *J*=8.0 Hz, 1 H); ¹³C NMR (100 MHz, METHANOL-*d*₄) delta ppm

57.2, 61.2, 63.6, 65.9, 69.9, 71.2, 80.9, 101.2; HRMS (ESI) calcd for C₈H₁₅N₃O₆ (*m/z*) [M + Na]⁺ 272.0853, found 272.0856.

N-((3aR,4S,7S,8R,8aR)-4-(hydroxymethyl)-2,2-dimethylhexahydro-4,7-epoxy[1,3]dioxolo[4,5-d]oxepin-8-yl)acetamide (**I-e-1**)



5

To a solution of compound (**3**) (230 mg, 0.986 mmol) in 6.6 mL of dimethylformamide was added 2,2-dimethoxypropane (0.8 mL, 6 mmol) followed by (+/-)-camphor-10-sulphonic acid (101 mg, 0.435 mmol). The reaction mixture was stirred at 70 degrees Celsius for 24 hours, cooled down to room temperature and then methanol was

10

added (1.2 mL). The reaction mixture was stirred at room temperature for 30 minutes and then neutralized with triethylamine (56 microL). The solvent was evaporated and the residue was coevaporated 3 times with toluene. The crude material was purified by flash chromatography (15/1 ethyl acetate/methanol) over silica gel to afford

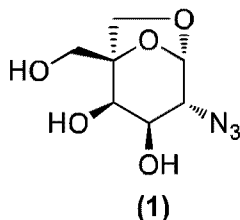
15

compound (**I-e-1**) as a white solid (246 mg, 91% yield). m.p.: 164.7-166.0 °C; [α]_D 147 (c 1, methanol); ¹H NMR (400 MHz, METHANOL-*d*₄) delta ppm 1.34 (s, 3H), 1.48 (s, 3H), 1.98 (s, 3H), 3.77 (d, *J*=7.8 Hz, 1H), 3.83 (d, *J*=7.8 Hz, 1H), 3.86 (d, *J*=11.6 Hz, 1H), 3.90 (d, *J*=11.3 Hz, 1H), 3.91 - 3.94 (m, 1H), 4.14 - 4.19 (m, 1H), 4.29 (d, *J*=6.0 Hz, 1H), 5.23 (d, *J*=2.0 Hz, 1H); ¹³C NMR (100 MHz, METHANOL-*d*₄) delta ppm 22.7, 26.9, 28.5, 56.8, 61.9, 70.2, 76.1, 76.6, 83.0, 102.6, 112.5, 173.6; HRMS

20

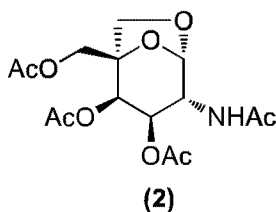
(ESI) calcd for C₁₂H₁₉NO₆ (*m/z*) [M + H]⁺ 274.1285, found 274.1274.

(1S,2R,3R,4R,5S)-4-azido-1-(hydroxymethyl)-6,8-dioxabicyclo[3.2.1]octane-2,3-diol (**1**)



The tetra-ol (**I-c**) (3 g, 12 mmol) was dissolved in water (40 mL) and concentrated sulfuric acid (6.7 mL) was added. The reaction mixture was stirred at 100 degrees Celsius for 40 hours, cooled to room temperature, and then neutralized by the addition of concentrated ammonium hydroxide. Water was evaporated and methanol was added to the resulting mixture. The solid was filtered and thoroughly rinsed with methanol. To the filtrate containing the desired product was added silica gel and methanol was evaporated. The resulting dry load was dried under high vacuum and loaded on a column. The crude material was purified by flash chromatography (10% methanol/dichloromethane) over silica gel to give 2.2 g (84%) of (**1**) as a colorless oil. $[\alpha]_D^{25}$ 160 (*c* 1.1, methanol); $^1\text{H NMR}$ (400 MHz, METHANOL- d_4) δ ppm 3.35 (dd, $J=9.2, 1.6$ Hz, 1H), 3.70 (d, $J=8.2$ Hz, 1H), 3.76 (d, $J=8.0$ Hz, 1H), 3.80 (d, $J=11.3$ Hz, 1H), 3.83 - 3.89 (m, 2H), 3.90 (d, $J=11.5$ Hz, 1H), 5.32 (d, $J=1.4$ Hz, 1H); $^{13}\text{C NMR}$ (100 MHz, METHANOL- d_4) δ ppm 61.9, 66.1, 69.5, 69.6, 71.0, 85.3, 102.7; HRMS (ESI) calcd for $\text{C}_7\text{H}_{11}\text{N}_3\text{O}_5$ (m/z) $[\text{M} + \text{Na}]^+$ 240.0591, found 240.0596.

(1R,2R,3R,4R,5S)-4-acetamido-1-(acetoxymethyl)-6,8-dioxabicyclo[3.2.1]octane-2,3-diyl diacetate (**2**)

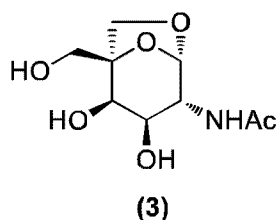


In a round bottom flask, compound (**1**) (1.93 g, 8.9 mmol) was dissolved in ethanol (45 mL) and the system was flushed with nitrogen. Lindlar catalyst (1.89 g, 0.9 mmol) was added and the system was flushed with nitrogen and then with hydrogen. The reaction mixture was stirred at room temperature under an atmosphere of hydrogen (using a balloon) for 24 hours. The palladium was filtered using a nylon membrane and thoroughly rinsed with methanol and then water. Solvent was evaporated and the residue was dissolved in water and lyophilized. The resulting crude material was then dissolved in pyridine (40 mL) and acetic anhydride was added (9 mL, 100 mmol). The reaction mixture was stirred at room temperature for 48 hours and the pyridine was evaporated. The residue was dissolved in ethyl acetate and washed with a saturated

solution of sodium bicarbonate. The aqueous phase was extracted twice with ethyl acetate and then the combined organic layers were washed with a saturated aqueous solution of sodium chloride, dried over magnesium sulfate, filtered and evaporated. The crude material was purified by flash chromatography (3%

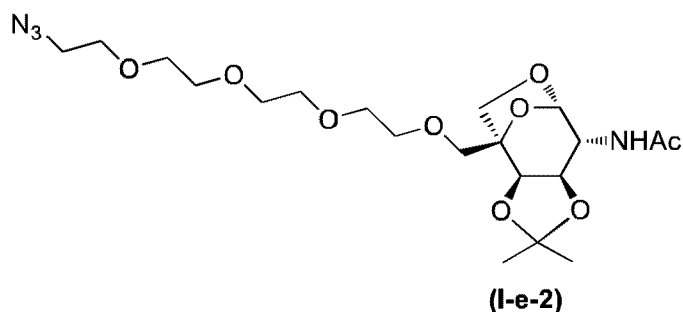
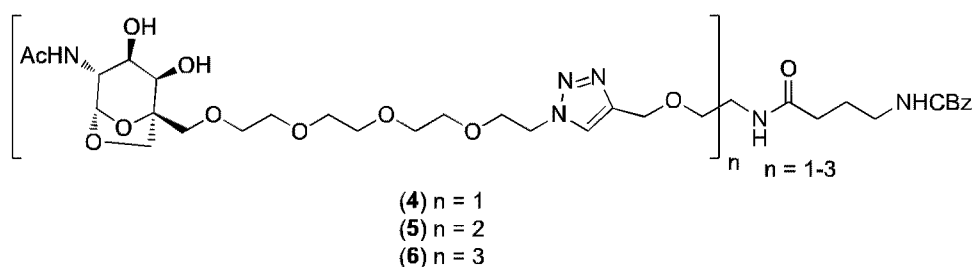
5 methanol/dichloromethane) over silica gel to give **(2)** (3.19 g, quant.). $[\alpha]_D^{25}$ (c 1, chloroform); $^1\text{H NMR}$ (400 MHz, METHANOL- d_4) delta ppm 1.95 (s, 3H), 1.95 (s, 3H), 2.04 (s, 3H), 2.15 (s, 3H), 3.75 (d, $J=8.6$ Hz, 1H), 4.06 (d, $J=8.6$ Hz, 1H), 4.13 (d, $J=11.6$ Hz, 1H), 4.20 (d, $J=10.6$ Hz, 1H), 4.46 (d, $J=11.3$ Hz, 1H), 5.13 (dd, $J=10.4$, 4.4 Hz, 1H), 5.35 (d, $J=1.0$ Hz, 1H), 5.38 (d, $J=4.3$ Hz, 1H); $^{13}\text{C NMR}$ (100 MHz, METHANOL- d_4) delta ppm 20.6, 20.7 (2C), 22.6, 53.3, 63.0, 68.9, 69.1, 70.3, 82.6, 103.0, 171.8, 171.9, 172.1, 173.8; HRMS (ESI) calcd for $\text{C}_{15}\text{H}_{21}\text{NO}_9$ (m/z) $[\text{M} + \text{H}]^+$ 360.1289, found 360.1290.

15 N-((1S,2R,3R,4R,5S)-2,3-dihydroxy-1-(hydroxymethyl)-6,8-dioxabicyclo[3.2.1]octan-4-yl)acetamide (**3**)



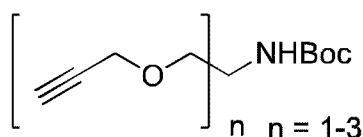
Compound **(2)** (3.19 g, 8.88 mmol) was dissolved in tetrahydrofuran (50 mL) and sodium methoxide 0.5M in methanol (100 mL, 50 mmol) was added. The reaction mixture was stirred at room temperature for 12 hours and then neutralized by the addition of H^+ Amberlyte™ IR-120 resin. The resin was filtered and solvent was evaporated to give 1.71 g of **(3)** as a white solid (83%). m.p.: 175.7-176.1 °C; $[\alpha]_D^{25}$ 164 (c 1, methanol); $^1\text{H NMR}$ (400 MHz, METHANOL- d_4) delta ppm 1.99 (s, 3H), 3.68 (d, $J=8.1$ Hz, 1H), 3.70 - 3.73 (m, 1H), 3.75 (d, $J=7.8$ Hz, 1H), 3.81 (d, $J=11.3$ Hz, 1H), 3.87 (d, $J=4.3$ Hz, 1H), 3.92 (d, $J=11.3$ Hz, 1H), 3.95 (dd, $J=9.9$, 1.1 Hz, 1H), 5.22 (d, $J=1.3$ Hz, 1 H); $^{13}\text{C NMR}$ (100 MHz, METHANOL- d_4) delta ppm 22.7, 56.4, 62.1, 69.2, 69.3, 70.6, 85.1, 102.8, 174.1; HRMS (ESI) calcd for $\text{C}_9\text{H}_{15}\text{NO}_6$ (m/z) $[\text{M} + \text{H}]^+$ 234.0972, found 234.0974.

benzyl (4-((2-((1-(1-((1S,2R,3R,4R,5S)-4-acetamido-2,3-dihydroxy-6,8-dioxabicyclo[3.2.1]octan-1-yl)-2,5,8,11-tetraoxatridecan-13-yl)-1H-1,2,3-triazol-4-yl)methoxy)ethyl)amino)-4-oxobutyl)carbamate (**4**), benzyl (4-((1,3-bis((1-(1-((1S,2R,3R,4R,5S)-4-acetamido-2,3-dihydroxy-6,8-dioxabicyclo[3.2.1]octan-1-yl)-2,5,8,11-tetraoxatridecan-13-yl)-1H-1,2,3-triazol-4-yl)methoxy)propan-2-yl)amino)-4-oxobutyl)carbamate (**5**), benzyl (4-((1,3-bis((1-(1-((1S,2R,3R,4R,5S)-4-acetamido-2,3-dihydroxy-6,8-dioxabicyclo[3.2.1]octan-1-yl)-2,5,8,11-tetraoxatridecan-13-yl)-1H-1,2,3-triazol-4-yl)methoxy)-2-(((1-(1-((1S,2R,3R,4R,5S)-4-acetamido-2,3-dihydroxy-6,8-dioxabicyclo[3.2.1]octan-1-yl)-2,5,8,11-tetraoxatridecan-13-yl)-1H-1,2,3-triazol-4-yl)methoxy)methyl)propan-2-yl)amino)-4-oxobutyl)carbamate (**6**)



In a microwave vial was dissolved compound (**I-e-1**) (50 mg, 0.18 mmol) in 1 mL of dichloromethane. 12.5M aqueous sodium hydroxide (0.5 mL) was added followed by 15-crown-5-ether (5 microL, 0.02 mmol) and 1-azido-2-(2-(2-(2-iodoethoxy)ethoxy)ethoxy)ethane (described in *J. Am. Chem. Soc.* **132**, 1523 (2010)) (301 mg, 0.915 mmol). The reaction mixture was vigorously stirred at 55 °C for 24 hours. The organic phase was removed and dried over magnesium sulfate, filtered and concentrated. The crude material was purified by flash chromatography (5% methanol/ethyl acetate) over silica gel to afford compound (**I-e-2**) as an oil (52 mg,

60% yield). $[\alpha]_D^{25}$ 74 (c 1, chloroform); ^1H NMR (400 MHz, METHANOL- d_4) delta ppm 1.34 (s, 3H), 1.49 (s, 3H), 1.98 (s, 3H), 3.37 (t, $J=4.9$ Hz, 2H), 3.62 - 3.71 (m, 14H), 3.75 - 3.80 (m, 2H), 3.86 (d, $J=8.1$ Hz, 1H) 3.90 - 3.97 (m, 2H), 4.12 - 4.19 (m, 1H), 4.31 (d, $J=5.8$ Hz, 1H), 5.23 (d, $J=2.0$ Hz, 1H); ^{13}C NMR (100 MHz, METHANOL- d_4) delta ppm 22.7, 26.9, 28.5, 51.9, 56.7, 70.9, 71.1, 71.3, 71.6, 71.7, 71.8, 71.81, 71.82, 72.7, 76.1, 76.5, 82.1, 102.4, 112.4, 173.6; HRMS (ESI) calcd for $\text{C}_{20}\text{H}_{34}\text{N}_4\text{O}_9$ (m/z) $[\text{M} + \text{H}]^+$ 475.2399, found 475.2386.



(I-f-1) $n = 1$

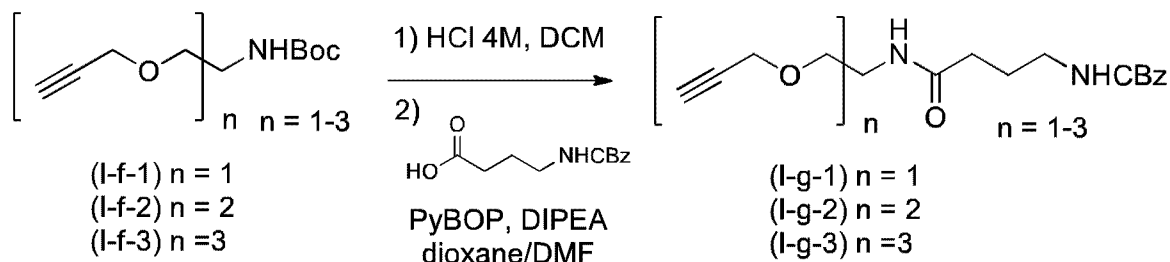
(I-f-2) $n = 2$

(I-f-3) $n = 3$

10 Intermediate (I-f-1) is known and is described in WO06120545.

Intermediate (I-f-2) can be synthesized as follow: To a solution of Boc-serinol (1000 mg, 5.1 mmol) in tetrahydrofuran (21 mL) was added at room temperature tetrabutylammonium iodide (287 mg, 0.76 mmol), sodium iodide (153 mg, 1.02 mmol) and propargyl bromide (1.8 mL, 16 mmol, 80% in toluene). Potassium hydroxide (569 mg, 10.1 mmol) was added portion wise over 30 minutes and then the mixture was stirred at room temperature for 16 hours. The reaction mixture was diluted with ethyl acetate and water. The aqueous phase was extracted once with ethyl acetate. The combined organic layers were dried over magnesium sulfate, filtered and concentrated. The crude material was purified by flash chromatography (30% ethyl acetate/hexanes) over silica gel to afford compound (I-f-2) as an oil (530 mg, 39% yield). ^1H NMR (400 MHz, CHLOROFORM- d /TMS) delta ppm 1.44 (s, 9H), 2.44 (t, $J=2.4$ Hz, 2H), 3.53 - 3.67 (m, 4H), 3.92 (br. s., 1H), 4.16 (d, $J=2.5$ Hz, 4H), 4.90 (br. s., 1H); ^{13}C NMR (100 MHz, CHLOROFORM- d /TMS) delta ppm 28.4 (3C), 49.5, 58.5 (2C), 68.6 (2C), 74.6 (2C), 77.2, 79.5 (2C), 155.4; HRMS (ESI) calcd for $\text{C}_{14}\text{H}_{21}\text{NO}_4$ (m/z) $[\text{M} + \text{H}]^+$ 268.1543, found 268.1536.

Intermediate (I-f-3) is known and is described in R. Roy et al. J. Org. Chem. **73**, 5602 (2008).



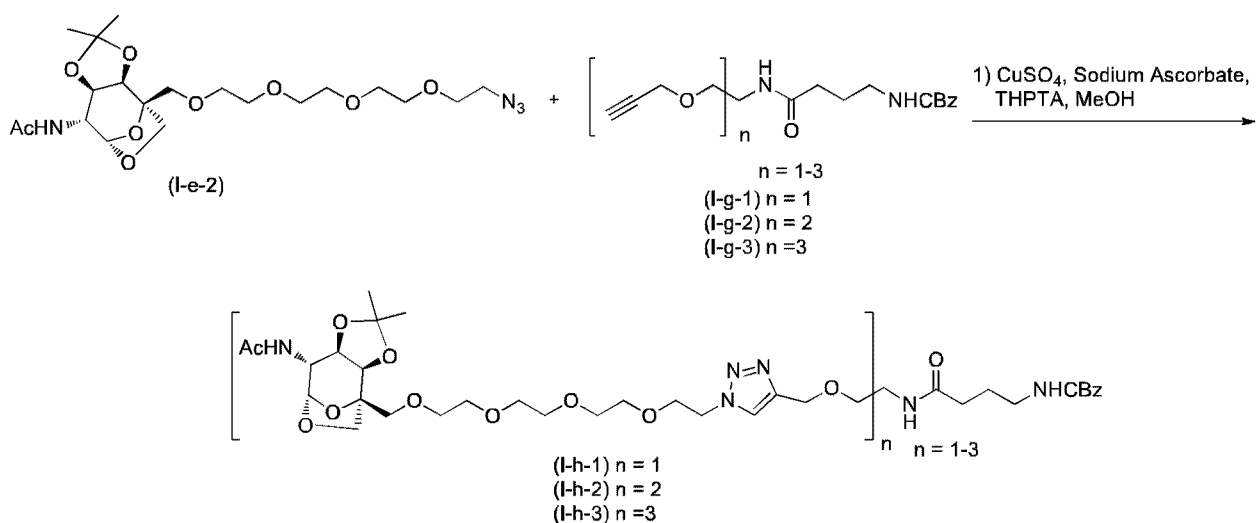
Compound (I-f-1), (I-f-2), or (I-f-3) (1 equiv.) was dissolved in dichloromethane (0.2M) and hydrogen chloride 4M in dioxane (5 to 10 equiv.) was added. The reaction mixture was stirred at room temperature for 2-3 hours and then the solvent was evaporated. The residue was dried under high vacuum for 1 hour. The resulting intermediate was used in the next step without any further purification. The above resulting intermediate (1 equiv.) and 4-(((benzyloxy)carbonyl)amino)butanoic acid (1 equiv.) were dissolved in a mixture of dioxane and dimethylformamide (0.09M, 3:1). (Benzotriazol-1-yloxy)tripyrrolidinophosphonium hexafluorophosphate (1.2 equiv.) was added followed by N,N-diisopropylethylamine (5 equiv.). The reaction mixture was stirred at room temperature for 16 hours. Dichloromethane and water were added and the aqueous phase was extracted twice with dichloromethane. The combined organic layers were dried over magnesium sulfate, filtered and concentrated. The crude material was dissolved in a minimum amount of toluene, loaded on a column and purified by flash chromatography over silica gel.

Intermediate (I-g-1): Purification conditions: 100% ethyl acetate, quantitative, oil. ^1H NMR (400 MHz, CHLOROFORM-*d*/TMS) δ ppm 1.80 - 1.91 (m, 2H), 2.24 (t, $J=7.1$ Hz, 2H), 2.46 (t, $J=2.3$ Hz, 1H), 3.22 - 3.31 (m, 2H), 3.43 - 3.51 (m, 2H), 3.56 - 3.64 (m, 2H), 4.16 (d, $J=2.3$ Hz, 2H), 5.07 (br. s., 1H), 5.10 (s, 2H), 6.09 (br. s., 1H), 7.28 - 7.42 (m, 5H); ^{13}C NMR (100 MHz, CHLOROFORM-*d*/TMS) δ ppm 25.9, 33.7, 39.1, 40.5, 58.3, 66.7, 68.7, 74.8, 79.4, 128.1, 128.5 (4C), 136.6, 156.7, 172.5; HRMS (ESI) calcd for $\text{C}_{17}\text{H}_{22}\text{N}_2\text{O}_4$ (m/z) $[\text{M} + \text{H}]^+$ 319.1652, found 319.1646.

Intermediate (I-g-2): Purification conditions: 70% ethyl acetate/hexanes, 65 mg, oil (76% yield), oil. ^1H NMR (400 MHz, CHLOROFORM-*d*/TMS) δ ppm 1.79 - 1.91 (m, 2H), 2.24 (t, $J=7.1$ Hz, 2H), 2.44 (t, $J=2.4$ Hz, 2H), 3.20 - 3.29 (m, 2H), 3.54 - 3.69 (m, 4H), 4.16 (d, $J=1.5$ Hz, 4H), 4.22 - 4.33 (m, 1H), 5.10 (br. s, 3H), 6.04 (d, $J=7.8$

Hz, 1H), 7.28 - 7.42 (m, 5H); ^{13}C NMR (100 MHz, CHLOROFORM-*d*/TMS) delta ppm 25.8, 33.7, 40.4, 48.2, 58.4 (2C), 66.6, 68.3 (2C), 74.7 (2C), 79.4 (2C), 128.1, 128.5 (4C), 136.6, 156.6, 172.2; HRMS (ESI) calcd for $\text{C}_{21}\text{H}_{26}\text{N}_2\text{O}_5$ (m/z) $[\text{M} + \text{H}]^+$ 387.1914, found 387.1904.

- 5 Intermediate (**I-g-3**): Purification conditions: 70% ethyl acetate/hexanes, 42 mg, oil (60% yield). ^1H NMR (400 MHz, CHLOROFORM-*d*) delta ppm 1.76 - 1.88 (m, 2H), 2.21 (t, $J=7.1$ Hz, 2H), 2.44 (t, $J=2.3$ Hz, 3H), 3.18 - 3.30 (m, 2H), 3.84 (s, 6H), 4.14 (d, $J=2.3$ Hz, 6H), 5.10 (s, 2H), 5.12 (br. s., 1H), 5.89 (br. s., 1H), 7.28 - 7.40 (m, 5H); ^{13}C NMR (100 MHz, CHLOROFORM-*d*/TMS) delta ppm 25.7, 34.3, 40.3, 58.6 (3C), 59.2, 66.6, 68.5 (3C), 74.6 (3C), 79.5 (3C), 128.1, 128.5 (4C), 136.6, 156.6, 172.6; HRMS (ESI) calcd for $\text{C}_{25}\text{H}_{30}\text{N}_2\text{O}_6$ (m/z) $[\text{M} + \text{H}]^+$ 455.2177, found 455.2167.



- 15 Intermediate (**I-h-1**): tris(3-hydroxypropyltriazolylmethyl)amine (THPTA; see M. G. Finn et al. in Angewandte Chemie International Edition **48**, 9879 (2009)) (2 mg, 0.005 mmol) and copper sulfate (1 mg, 0.004 mmol) were dissolved in water (50 microl) and then added to a solution of (**I-e-2**) (42 mg, 0.089 mmol) and alkyne (**I-g-1**) (40 mg, 0.125 mmol) in methanol (0.9 mL). Then sodium ascorbate (1.8 mg, 0.009 mmol), dissolved in water (30 microl), was added and the reaction mixture was stirred at room temperature for 24 hours. Solvent was evaporated and the crude material was purified by flash chromatography (5%-10% methanol in dichloromethane) over silica
- 20

gel to afford the desired compound (**I-h-1**) as an oil (54 mg, 76% yield); $[\alpha]_D^{25}$ 48.2 (c 0.54, methanol); ^1H NMR (400 MHz, METHANOL- d_4) delta ppm 1.33 (s, 3H), 1.48 (s, 3H), 1.70 - 1.83 (m, 2H), 1.98 (s, 3H), 2.21 (t, $J=7.4$ Hz, 2H), 3.13 (t, $J=6.9$ Hz, 2H), 3.37 (t, $J=5.4$ Hz, 2H), 3.51 - 3.70 (m, 14H), 3.71 - 3.95 (m, 7H), 4.15 (t, $J=6.5$ Hz, 1H), 4.29 (d, $J=5.8$ Hz, 1H), 4.56 (t, $J=5.0$ Hz, 2H), 4.60 (s, 2H), 5.06 (s, 2H), 5.22 (d, $J=1.8$ Hz, 1H), 7.25 - 7.38 (m, 5H), 8.01 (s, 1 H); ^{13}C NMR (100 MHz, METHANOL- d_4) delta ppm 22.7, 27.0, 27.4, 28.5, 34.4, 40.5, 41.4, 51.6, 56.7, 62.4, 64.9, 67.5, 70.0, 70.5, 70.8, 71.1, 71.5, 71.6, 71.65, 71.7, 71.73, 72.6, 73.8, 76.2, 76.5, 82.1, 102.4, 112.4, 126.1, 129.0, 129.1, 129.6, 138.6, 146.1, 159.0, 173.6, 175.7; HRMS (ESI) calcd for $\text{C}_{37}\text{H}_{56}\text{N}_6\text{O}_{13}$ (m/z) $[\text{M} + \text{H}]^+$ 793.3978, found 793.3959.

Intermediate (**I-h-2**)

THPTA (22 mg, 0.051 mmol) and copper sulfate (2.5 mg, 0.01 mmol) were dissolved in water (70 microL) and then added to a solution of (**I-e-2**) (48 mg, 0.1 mmol) and alkyne (**I-g-2**) (20 mg, 0.051 mmol) in methanol (1 mL). Then sodium ascorbate (4 mg, 0.02 mmol), dissolved in water (30 microL), was added and the reaction mixture was stirred at room temperature for 72 hours. Solvent was evaporated and the residue was taken up in dichloromethane and a saturated aqueous solution of ammonium chloride. The aqueous phase was extracted three times with dichloromethane. The combined organic layers were dried over magnesium sulfate, filtered and concentrated. The crude material was used in the next step without any further purification.

Intermediate (**I-h-3**)

THPTA (34 mg, 0.079 mmol) and copper sulfate (4 mg, 0.016 mmol) were dissolved in water (200 microL) and then added to a solution of (**I-e-2**) (50 mg, 0.1 mmol) and alkyne (**I-g-3**) (24 mg, 0.053 mmol) in methanol (1 mL). Then sodium ascorbate (6.5 mg, 0.032 mmol), dissolved in water (30 microL), was added and the reaction mixture was stirred at room temperature for 72 hours. Solvent was evaporated and the residue was taken up in dichloromethane and a saturated aqueous solution of ammonium chloride. The aqueous phase was extracted three times with dichloromethane. The combined organic layers were dried over magnesium sulfate,

filtered and concentrated. The crude material was used in the next step without any further purification.

General procedure for acetonide removal:

Compound (I-h-1), (I-h-2), or (I-h-3) (0.030-0.068 mmol) was dissolved in a mixture of acetic acid, methanol and water (1.6-1.8 mL, 0.5 mL, 0.5 mL respectively) and stirred at 70 °C for 24 hours. Solvent was evaporated and the residue was co-evaporated twice with toluene. The crude material was purified by flash chromatography over silica gel.

Example (4):

Purification conditions: 10 % methanol in dichloromethane, 43.3 mg, oil (85% yield). $[\alpha]_D^{25}$ 45 (c 1, methanol); ^1H NMR (400 MHz, METHANOL- d_4) delta ppm 1.72 - 1.83 (m, 2H), 1.99 (s, 3H), 2.22 (t, $J=7.4$ Hz, 2H), 3.13 (t, $J=6.8$ Hz, 2H), 3.37 (t, $J=5.4$ Hz, 2H), 3.52 - 3.79 (m, 20H), 3.85 - 4.00 (m, 3H), 4.57 (t, $J=5.0$ Hz, 2H), 4.61 (s, 2H), 5.07 (s, 2H), 5.21 (s, 1H), 7.24 - 7.41 (m, 5H), 8.02 (s, 1H); ^{13}C NMR (100 MHz, METHANOL- d_4) delta ppm 22.8, 27.4, 34.4, 40.4, 41.4, 51.6, 56.4, 64.9, 67.5, 69.0, 70.0, 70.1, 70.4, 70.5, 71.4, 71.5 (2C), 71.6, 71.65, 71.7, 72.5, 84.3, 102.6, 126.0, 129.0 (2C), 129.1, 129.6 (2C), 138.6, 145.8, 159.0, 174.0, 175.8; HRMS (ESI) calcd for $\text{C}_{34}\text{H}_{52}\text{N}_6\text{O}_{13}$ (m/z) $[\text{M} + \text{H}]^+$ 753.3665, found 753.3679.

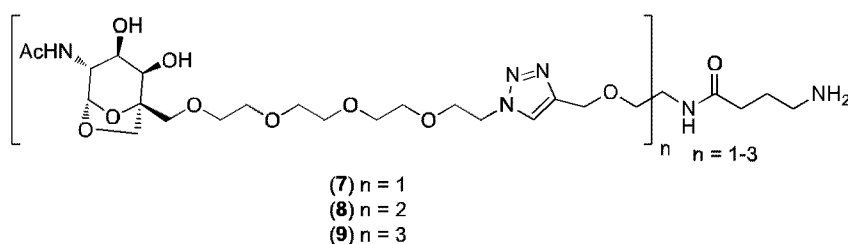
Example (5):

Purification conditions: 20 % methanol in dichloromethane, 25 mg, oil (20% yield over 2 steps). $[\alpha]_D^{25}$ 56 (c 1.25, methanol); ^1H NMR (400 MHz, METHANOL- d_4) delta ppm 1.72 - 1.81 (m, 2H), 1.99 (s, 6H), 2.23 (t, $J=7.5$ Hz, 2H), 3.13 (t, $J=6.9$ Hz, 2H), 3.50 - 3.80 (m, 36H), 3.85 - 3.91 (m, 6H), 3.92 - 4.00 (m, 4H), 4.13 - 4.25 (m, 1H), 4.52 - 4.63 (m, 8H), 5.07 (s, 2H), 5.21 (d, $J=1.3$ Hz, 2H), 7.23 - 7.40 (m, 5H), 8.01 (s, 2H); ^{13}C NMR (100 MHz, METHANOL- d_4) delta ppm 22.6 (2C), 27.2, 34.2, 41.2, 50.2, 51.4 (2C), 56.2 (2C), 65.0 (2C), 67.3, 68.8 (2C), 69.9 (2C), 70.0 (2C), 70.2 (2C), 70.3 (2C), 71.2 (2C), 71.3 (4C), 71.4 (2C), 71.5 (2C), 71.52 (2C), 72.3 (2C), 84.1 (2C), 102.4 (2C), 125.8 (2C), 128.8 (2C), 128.9, 129.4 (2C), 138.4, 145.6 (2C), 158.8, 173.8 (2C), 175.3; HRMS (ESI) calcd for $\text{C}_{55}\text{H}_{86}\text{N}_{10}\text{O}_{23}$ (m/z) $[\text{M} + \text{H}]^+$ 1255.5940, found 1255.5925.

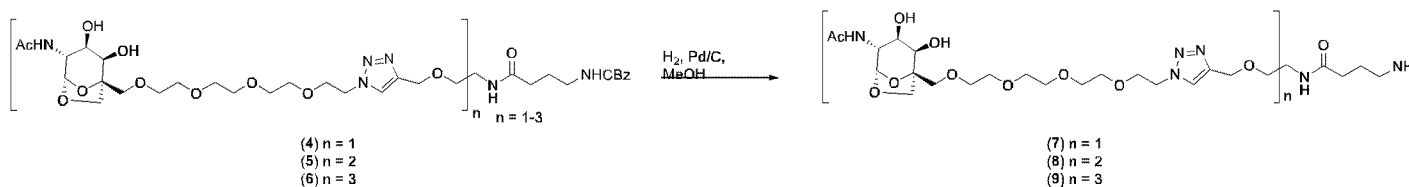
Example (6):

Purification conditions: 20 % methanol in dichloromethane, 31 mg, oil (18% yield over 2 steps). $[\alpha]_D^{25}$ 53 (c 1, methanol); $^1\text{H NMR}$ (400 MHz, METHANOL- d_4) delta ppm 1.65 - 1.78 (m, 2H), 1.98 (s, 9H), 2.19 (t, $J=7.3$ Hz, 2H), 3.11 (t, $J=6.8$ Hz, 2H), 3.51 - 3.80 (m, 54H), 3.86 - 3.91 (m, 9H), 3.91 - 3.99 (m, 6H), 4.51 - 4.63 (m, 12H), 5.06 (s, 2H),
 5.21 (d, $J=1.3$ Hz, 3H), 7.24 - 7.40 (m, 5H), 7.98 (s, 3H); HRMS (ESI) calcd for $\text{C}_{76}\text{H}_{120}\text{N}_{14}\text{O}_{33}$ (m/z) $[\text{M} + 2\text{H}]^+/2$ 879.4144, found 879.4148.

N-(2-((1-(1-((1S,2R,3R,4R,5S)-4-acetamido-2,3-dihydroxy-6,8-dioxabicyclo[3.2.1]octan-1-yl)-2,5,8,11-tetraoxatridecan-13-yl)-1H-1,2,3-triazol-4-yl)methoxy)ethyl)-4-aminobutanamide (7),
 4-amino-N-{1,3-bis[(1-{1-[(1S,2R,3R,4R,5S)-4-(acetylamino)-2,3-dihydroxy-6,8-dioxabicyclo[3.2.1]oct-1-yl]-2,5,8,11-tetraoxatridecan-13-yl}-1H-1,2,3-triazol-4-yl)methoxy]propan-2-yl}butanamide (8), 4-amino-N-(1,3-bis[(1-{1-[(1S,2R,3R,4R,5S)-4-(acetylamino)-2,3-dihydroxy-6,8-dioxabicyclo[3.2.1]oct-1-yl]-2,5,8,11-tetraoxatridecan-13-yl}-1H-1,2,3-triazol-4-yl)methoxy]-2-[(1-{1-[(1S,2R,3R,4R,5S)-4-(acetylamino)-2,3-dihydroxy-6,8-dioxabicyclo[3.2.1]oct-1-yl]-2,5,8,11-tetraoxatridecan-13-yl}-1H-1,2,3-triazol-4-yl)methoxy)methyl]propan-2-yl)butanamide (9)



20



In a round bottom flask, compound (4), (5), or (6) (1 equiv.) was dissolved in methanol (0.01M) and the flask was flushed with nitrogen. Palladium on carbon (10%, 0.7 equiv.) was added and the flask was flushed with nitrogen and then with

25

hydrogen. The reaction mixture was stirred at room temperature for 12-24 hours under an atmosphere of hydrogen (a balloon filled with hydrogen was used). The palladium was filtered using a 0.45 microm PTFE Acrodisc Cr and rinsed once with methanol. Solvent was evaporated.

5 Example (7):

25.5 mg, oil, 76% yield; $[\alpha]_D$ 57.6 (*c* 1.25, methanol); ^1H NMR (400 MHz, METHANOL-*d*₄) delta ppm 1.70 - 1.81 (m, 2H), 1.99 (s, 3H), 2.24 (t, *J*=7.4 Hz, 2H), 2.67 (t, *J*=6.8 Hz, 2H), 3.36 - 3.41 (m, 2H), 3.51 - 3.80 (m, 19H), 3.84 - 4.01 (m, 4H), 4.59 (t, *J*=5.2 Hz, 2H), 4.61 (s, 2H), 5.21 (s, 1H), 8.03 (s, 1H); ^{13}C NMR (100 MHz, METHANOL-*d*₄) delta ppm 22.8, 29.6, 34.5, 40.4, 42.0, 51.6, 56.4, 64.9, 69.0, 70.0, 70.1, 70.5, 70.6, 71.4, 71.5 (2C), 71.6, 71.66, 71.7, 72.5, 84.3, 102.6, 126.0, 145.8, 174.1, 175.9; HRMS (ESI) calcd for C₂₆H₄₆N₆O₁₁ (*m/z*) [M + H]⁺ 619.3297, found 619.3278.

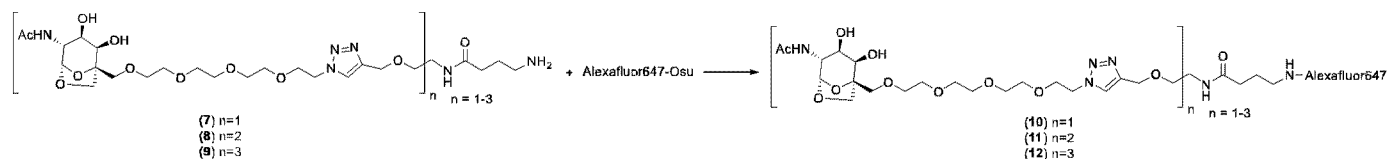
10 Example (8):

15 The crude material was dissolved in 0.5 mL methanol/water (50:50) and injected on a HPLC column. Preparative high-performance liquid chromatography (HPLC) was performed using a Waters XBridge BEH C18 OBD Prep Column, 130 Å, 5 microm, 19 mm X 100 mm (Waters, part number 186002978), eluting with a linear slope gradient at 17 mL/min flow rate. Solvent gradient: acetonitrile/water/trifluoroacetic acid
20 (2:98:0.1) to (22:58:0.1) in 40 min. Collected fractions were analyzed by analytical LCMS, and the fractions at 25.7-27.3 minutes judged as having adequate purity were pooled and evaporated to afford 10.7 mg of (8) as an oil, 49% yield; $[\alpha]_D$ 56 (*c* 1, methanol); ^1H NMR (500 MHz, METHANOL-*d*₄) delta ppm 1.86 - 1.95 (m, 2H), 1.99 (s, 6H), 2.37 (t, *J*=7.0 Hz, 2H), 2.96 (t, *J*=7.4 Hz, 2H), 3.50 - 3.80 (m, 36H), 3.84 -
25 4.00 (m, 10H), 4.17 - 4.26 (m, 1H), 4.57 - 4.62 (m, 8H), 5.21 (s, 2H), 8.03 (s, 2 H); ^{13}C NMR (100 MHz, METHANOL-*d*₄) delta ppm 22.8 (2C), 29.2, 34.5, 41.8, 50.4, 51.6 (2C), 56.4 (2C), 65.1 (2C), 69.0 (2C), 70.1 (2C), 70.3 (2C), 70.5 (2C), 70.6 (2C), 71.4 (2C), 71.5 (4C), 71.6 (2C), 7.67, (2C), 71.7 (2C), 72.5 (2C), 84.3 (2C), 102.6 (2C), 126.1 (2C), 145.8 (2C), 174.1 (2C), 175.6; HRMS (ESI) calcd for C₄₇H₈₀N₁₀O₂₁ (*m/z*) [M + H]⁺ 1121.5572, found 1121.5558.

30 Example (9):

The crude material was dissolved in 0.5 mL methanol/water (50:50), and injected on HPLC column. Preparative high-performance liquid chromatography (HPLC) was performed using a Waters XBridge BEH C18 OBD Prep Column, 130 Å, 5 microm, 19 mm X 100 mm (Waters, part number 186002978), eluting with a linear slope gradient at 17 mL/min flow rate. Solvent gradient: acetonitrile/water/trifluoroacetic acid (2:98:0.1) to (22:58:0.1) in 40 min. Collected fractions were analyzed by analytical LCMS, and the fractions at 30.3-32.0 minutes judged as having adequate purity were pooled and evaporated to afford 15 mg of (9) as an oil, 63% yield; $[\alpha]_D$ 59.1 (*c* 1.1, methanol); ^1H NMR (500 MHz, METHANOL-*d*₄) delta ppm 1.84 - 1.92 (m, 2H), 2.00 (s, 9H), 2.31 - 2.38 (m, 2H), 2.97 (t, *J*=7.3 Hz, 2H), 3.54 - 3.80 (m, 54H), 3.86 - 3.93 (m, 9H), 3.93 - 4.00 (m, 6H), 4.57 (s, 6H), 4.60 (t, *J*=4.9 Hz, 6H), 5.22 (s, 3H), 8.02 (s, 3H); HRMS (ESI) calcd for C₆₈H₁₁₄N₁₄O₃₁ (*m/z*) [M + H]⁺ 1623.7847, found 1623.7803.

Examples (10), (11), and (12); Alexa fluor® 647 conjugates



Alexa Fluor® 647 carboxylic acid succinimidyl ester was from Invitrogen (Catalog Number A-20106). The molecular weight was reported by Invitrogen to be ~1250. The Alexa647 labeled compound molecular weight was estimated based on the found [M + H]⁺ of 955.07 of Alexa Fluor 647 carboxylic acid succinimidyl ester from LCMS. Extinction coefficient for λ_{max} 650 is ~270000 ± 20000, which varies from batch to batch.

General procedure for HPLC purification:

Preparative high-performance liquid chromatography (HPLC) was performed using a Waters XBridge BEH C18 OBD Prep Column, 130 Å, 5 microm, 19 mm X 100 mm (Waters, part number 186002978), eluting with a linear slope gradient at 17 mL/min flow rate. Solvent gradient: acetonitrile/water/trifluoroacetic acid (2:98:0.1) to (22:78:0.1) in 40 min. Collected fractions were analyzed by analytical LCMS, and those judged as having adequate purity were pooled and evaporated.

Example (10):

To a solution of compound (7) (3.0 mg, 4.8 micromol) in dimethyl sulfoxide (200 microl) were added Alexa Fluor® 647 carboxylic acid succinimidyl ester (5.0 mg, 4 micromol) and N,N-diisopropylethylamine (10 microl, 10 equiv.). The reaction mixture was shaken at room temperature for 1 hour and then directly purified by preparative HPLC. Collected fractions were analyzed by analytical LCMS, and those judged as having adequate purity were pooled ($R_t = 22.7$ -24 minutes). 3.2 mg of (10) was obtained (55% yield). The solution was aliquoted and evaporated in a vacuum centrifuge, and the product was stored at 4 °C. MS (ESI) calcd (m/z) for $[M + H]^+ \sim 1456$, found 1456.82.

10 Example (11):

To a solution of compound (8) (6.0 mg, 5 micromol) in dimethyl sulfoxide (200 microl) were added Alexa Fluor® 647 carboxylic acid succinimidyl ester (5.0 mg, 4 micromol) and N,N-diisopropylethylamine (10 microl, 10 equiv.). The reaction mixture was shaken at room temperature for 1 hour and then directly purified by preparative HPLC. Collected fractions were analyzed by analytical LCMS, and those judged as having adequate purity were pooled ($R_t = 25.3$ -26.7 minutes). 4.8 mg of (11) was obtained (62% yield). The solution was aliquoted and evaporated in a vacuum centrifuge, and the product was stored at 4 °C. MS (ESI) calcd (m/z) for $[M + H]^+ \sim 1958$, found 1958.74

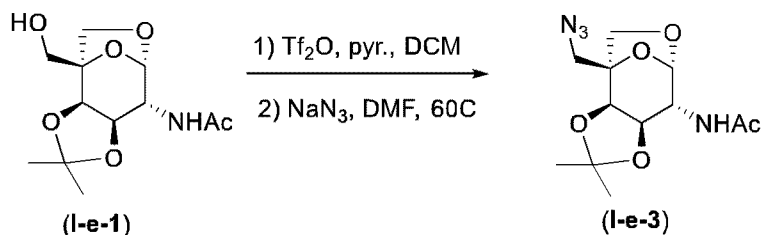
20 Example (12):

To a solution of compound (9) (9.8 mg, 6 micromol) in dimethyl sulfoxide (200 microl) were added Alexa Fluor® 647 carboxylic acid succinimidyl ester (5.0 mg, 4.8 micromol) and N,N-diisopropylethylamine (10 microl, 10 equiv.). The reaction mixture was shaken at room temperature for 1 hour and then directly purified by preparative HPLC. Collected fractions were analyzed by analytical LCMS, and those judged as having adequate purity were pooled ($R_t = 27.7$ minutes). 5.2 mg of (12) was obtained (52% yield). The solution was aliquoted and evaporated in a vacuum centrifuge, and the product was stored at 4 °C. MS (ESI) calcd (m/z) for $[M + H]^+ \sim 2460$, found 2461.18.

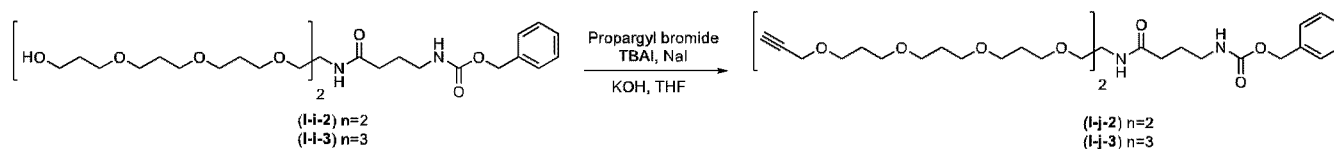
30

4-amino-N-[1,31-bis(1-[[[(1S,2R,3R,4R,5S)-4-(acetylamino)-2,3-dihydroxy-6,8-dioxabicyclo[3.2.1]oct-1-yl]methyl]-1H-1,2,3-triazol-4-yl)-2,6,10,14,18,22,26,30-

octaoxahentriacontan-16-yl]butanamide (**13**) and 4-amino-N-{1,31-bis(1-
 {[(1S,2R,3R,4R,5S)-4-(acetylamino)-2,3-dihydroxy-6,8-dioxabicyclo[3.2.1]oct-1-
 yl]methyl}-1H-1,2,3-triazol-4-yl)-16-[15-(1-[[[(1S,2R,3R,4R,5S)-4-(acetylamino)-2,3-
 dihydroxy-6,8-dioxabicyclo[3.2.1]oct-1-yl]methyl]-1H-1,2,3-triazol-4-yl)-2,6,10,14-
 5 tetraoxapentadec-1-yl]-2,6,10,14,18,22,26,30-octaoxahentriacontan-16-
 yl]butanamide (**14**)



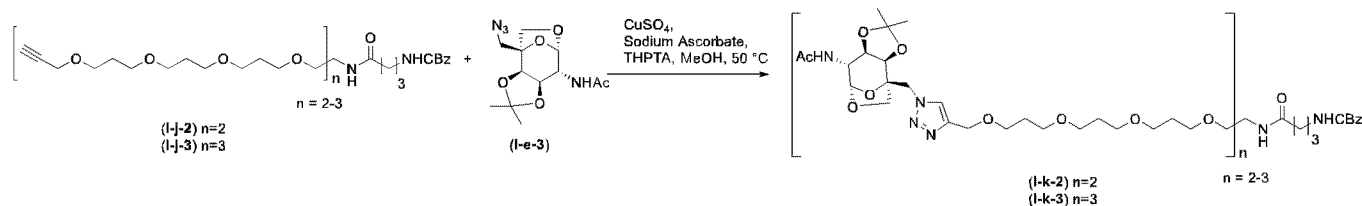
Compound (**I-e-1**) (247 mg, 0.904 mmol) was dissolved in dichloromethane (15 mL) and pyridine was added (1.46 mL, 18.1 mmol). The reaction mixture was cooled at -
 10 20 °C and trifluoromethanesulfonic anhydride (0.23 mL, 1.4 mmol) in
 dichloromethane (0.6 mL) was added dropwise and the mixture was stirred while
 allowing warming to 0 degrees C over 50 minutes. The reaction mixture was diluted
 with dichloromethane and washed with an aqueous solution of 1M hydrogen chloride,
 a saturated aqueous solution of sodium bicarbonate and a saturated aqueous
 15 solution of sodium chloride. The organic phase was dried over magnesium sulfate,
 filtered and concentrated. The crude material was used in the next step without any
 further purification. Sodium azide (270 mg, 4.1 mmol) was added to a solution of the
 above triflate in dimethylformamide (4.1 mL). The reaction mixture was stirred at 60
 °C for 16 hours. Solvent was evaporated and the crude material was purified by flash
 20 chromatography (15/1 ethyl acetate/methanol) over silica gel to afford the desired
 compound (**I-e-3**) as a yellow oil (227 mg, 92% yield). $[\alpha]_D^{25}$ 127 (*c* 1, methanol); ^1H
 NMR (500 MHz, CHLOROFORM-*d*) delta ppm 1.34 (s, 3H), 1.53 (s, 3H), 2.00 (s,
 3H), 3.67 (d, *J*=12.7 Hz, 1H), 3.72 (d, *J*=7.8 Hz, 1H), 3.74 (d, *J*=7.8 Hz, 1H), 3.75 (d,
J=12.7 Hz, 1H), 4.02 - 4.10 (m, 2H), 4.11 (d, *J*=5.9 Hz, 1H), 5.35 (d, *J*=2.4 Hz, 1H),
 25 5.95 (d, *J*=8.8 Hz, 1H); ^{13}C NMR (125 MHz, CHLOROFORM-*d*) delta ppm 23.2, 26.2,
 27.7, 51.0, 54.2, 69.3, 74.8, 76.1, 80.6, 101.2, 111.6, 170.1; HRMS (ESI) calcd for
 $\text{C}_{12}\text{H}_{18}\text{N}_4\text{O}_5$ (*m/z*) [*M* + *H*] $^+$ 299.1350, found 299.1344.



Compound (I-j-2) and (I-j-3) could be made starting from propargyl bromide, (I-i-2) (commercially available from Dalton Pharma; DC-001760) and (I-i-3) (B. Ernst et al. in Bioorganic & Medicinal Chemistry, **16**, 5216 (2008)) respectively, following the same procedure described for the formation of compound (I-f-2).

Compound (I-j-2): Purification conditions: 20% ethyl acetate/hexanes, 85 mg, oil (8% yield); ^1H NMR (400 MHz, CHLOROFORM-*d*/TMS) delta ppm 1.77 - 1.90 (m, 14 H), 2.23 (t, $J=7.1$ Hz, 2H), 2.43 (t, $J=2.3$ Hz, 2H), 3.20 - 3.29 (m, 2H), 3.39 - 3.55 (m, 24H), 3.60 (t, $J=6.3$ Hz, 4H), 4.13 (d, $J=2.5$ Hz, 4H), 4.15 - 4.24 (m, 1H), 5.09 (s, 2H), 5.16 (br. s., 1H), 6.05 (d, $J=8.1$ Hz, 1H), 7.28 - 7.41 (m, 5H); ^{13}C NMR (100 MHz, CHLOROFORM-*d*/TMS) delta ppm 25.8, 29.8 (2C), 29.9 (2C), 30.0 (2C), 33.7, 40.4, 48.5, 58.1 (2C), 66.6, 67.2 (2C), 67.6 (2C), 67.7 (2C), 67.8 (2C), 67.9 (2C), 68.3 (2C), 69.0 (2C), 74.2 (2C), 79.9 (2C), 128.1, 128.5 (4C), 136.6, 156.6, 172.1; HRMS (ESI) calcd for $\text{C}_{39}\text{H}_{62}\text{N}_2\text{O}_{11}$ (m/z) [$\text{M} + \text{H}$] $^+$ 735.4426, found 735.4424.

Compound (I-j-3): Purification conditions: 85% ethyl acetate/hexanes, 32.6 mg, oil, (71% yield); ^1H NMR (400 MHz, CHLOROFORM-*d*/TMS) delta ppm 1.75 - 1.90 (m, 20H), 2.18 (t, $J=6.9$ Hz, 2H), 2.43 (t, $J=2.4$ Hz, 3H), 3.23 (q, $J=6.3$ Hz, 2H), 3.40 - 3.53 (m, 30H), 3.59 (t, $J=6.3$ Hz, 6H), 3.67 (s, 6H), 4.13 (d, $J=2.3$ Hz, 6H), 5.08 (s, 2H), 5.27 (br. s., 1H), 5.85 (s, 1H), 7.27 - 7.40 (m, 5H); ^{13}C NMR (100 MHz, CHLOROFORM-*d*/TMS) delta ppm 25.7, 29.7 (3C), 29.9 (3C), 30.0 (3C), 34.4, 40.4, 58.1 (3C), 59.8, 66.5, 67.1 (3C), 67.6 (3C), 67.7 (3C), 67.8 (3C), 67.82 (3C), 68.4 (3C), 69.1 (3C), 74.2 (3C), 79.9 (3C), 128.0, 128.4 (4C), 136.6, 156.6, 172.3; HRMS (ESI) calcd for $\text{C}_{52}\text{H}_{84}\text{N}_2\text{O}_{15}$ (m/z) [$\text{M} + \text{H}$] $^+$ 977.5944, found 977.5943.



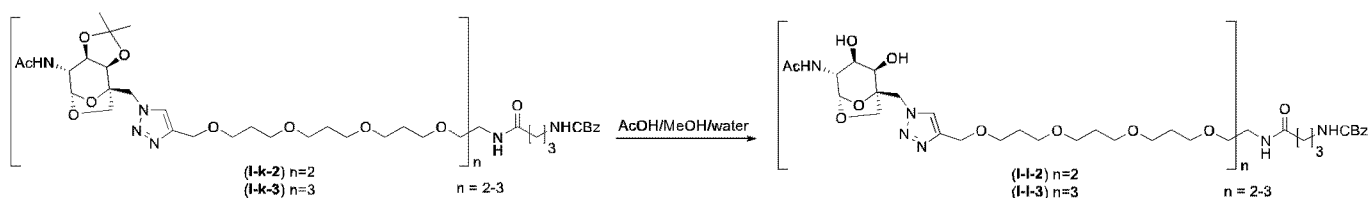
Compound (I-k-2):

THPTA (22.6 mg, 0.052 mmol) and copper sulfate (2.5 mg, 0.01 mmol) were dissolved in water (200 microL) and then added to a solution of (**I-e-3**) (45 mg, 0.152 mmol) and (**I-j-2**) (51 mg, 0.069 mmol) in methanol (1.1 mL). Then sodium ascorbate (4.2 mg, 0.021 mmol), dissolved in water (100 microL), was added and the reaction mixture was stirred at 50 degrees Celsius for 24 hours. Solvent was evaporated and the crude material was purified by flash chromatography (5% methanol in dichloromethane) over silica gel to afford the desired compound (**I-k-2**) as an oil (72 mg, 78% yield). ¹H NMR (400 MHz, METHANOL-*d*₄) delta ppm 1.34 (s, 6H), 1.52 (s, 6H), 1.73 - 1.86 (m, 12H), 1.97 (s, 6H), 2.24 (t, *J*=7.4 Hz, 2H), 3.15 (t, *J*=6.8 Hz, 2H), 3.43 - 3.54 (m, 22H), 3.58 (t, *J*=6.3 Hz, 4H), 3.86 (d, *J*=8.1 Hz, 2H), 3.97 (dd, *J*=6.2, 1.9 Hz, 2H), 4.11 - 4.23 (m, 5H), 4.58 (s, 4H), 4.78 (s, 6H), 4.91 (d, *J*=14.1 Hz, 2H), 4.98 (d, *J*=14.4 Hz, 2H), 5.07 (s, 2H), 5.24 (d, *J*=1.8 Hz, 2H), 7.25 - 7.40 (m, 5H), 7.99 (s, 2H); ¹³C NMR (100 MHz, METHANOL-*d*₄) delta ppm 22.7 (2C), 26.8 (2C), 27.5, 28.4 (2C), 31.1 (4C), 31.2 (2C), 34.5, 41.4, 50.6, 51.0 (2C), 56.3 (2C), 64.8 (2C), 67.5 (2C), 68.7 (2C), 68.8 (2C), 68.9 (3C), 69.0 (2C), 69.4 (2C), 69.7 (2C), 70.9 (2C), 76.3 (2C), 76.6 (2C), 81.5 (2C), 102.5 (2C), 112.8 (2C), 127.2 (2C), 129.0 (2C), 129.1, 129.6 (2C), 138.6, 146.3 (2C), 159.0, 173.5 (2C), 175.5; HRMS (ESI) calcd for C₆₃H₉₈N₁₀O₂₁ (*m/z*) [M + H]⁺ 1331.6981, found 1331.6971.

Compound (**I-k-3**):

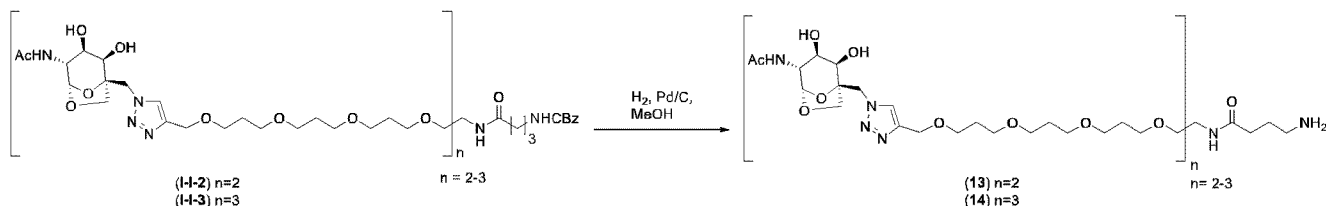
THPTA (16 mg, 0.037 mmol) and copper sulfate (1.7 mg, 0.007 mmol) were dissolved in water (100 microL) and then added to a solution of (**I-e-3**) (32.5 mg, 0.109 mmol) and (**I-j-3**) (32 mg, 0.033 mmol) in methanol (1.1 mL). Then sodium ascorbate (3 mg, 0.015 mmol), dissolved in water (100 microL), was added and the reaction mixture was stirred at 50 degrees Celsius for 24 hours. Solvent was evaporated and the crude material was purified by flash chromatography (10% methanol in dichloromethane) over silica gel to afford the desired compound (**I-k-3**) as an oil (43.5 mg, 70% yield). ¹H NMR (400 MHz, METHANOL-*d*₄) delta ppm 1.33 (s, 9H), 1.52 (s, 9H), 1.71 - 1.87 (m, 18H), 1.97 (s, 9H), 2.20 (t, *J*=7.3 Hz, 2H), 3.15 (t, *J*=6.8 Hz, 2H), 3.43 - 3.52 (m, 28H), 3.58 (t, *J*=6.3 Hz, 6H), 3.67 (s, 6H), 3.86 (d, *J*=8.3 Hz, 3H), 3.97 (dd, *J*=6.0, 1.8 Hz, 3H), 4.14 - 4.22 (m, 5H), 4.58 (s, 6H), 4.78 (s, 8H), 4.91 (d, *J*=14.6 Hz, 3H), 4.97 (d, *J*=14.6 Hz, 3H), 5.07 (s, 2H), 5.24 (d, *J*=2.0 Hz, 3H), 7.26 - 7.38 (m, 5H), 7.98 (s, 3H); ¹³C NMR (100 MHz, METHANOL-*d*₄) delta

ppm 22.7 (3C), 26.9 (3C), 27.7, 28.4 (3C), 31.1 (3C), 31.2 (3C), 31.3 (3C), 35.2, 41.3, 51.0 (3C), 56.3 (3C), 61.8, 64.9 (3C), 67.5 (3C), 68.7 (3C), 68.8 (3C), 68.9 (3C), 69.0 (4C), 69.6 (3C), 69.7 (3C), 70.0 (3C), 76.3 (3C), 76.6 (3C), 81.5 (3C), 102.5 (3C), 112.8 (3C), 127.2 (3C), 129.0 (2C), 129.1, 129.7 (2C), 138.6, 146.4 (3C), 159.0, 173.5 (3C), 175.6; HRMS (ESI) calcd for C₈₈H₁₃₈N₁₄O₃₀ (*m/z*) [M + H]⁺ 1871.9776, found 1871.9713.



10 Compound (I-k-2) or (I-k-3) (0.068 mmol) was dissolved in a mixture of acetic acid, methanol and water (2.5-3 mL, 0.6-0.9 mL, 0.6-0.9 mL respectively) and stirred at 70 degrees Celsius for 24 hours. Solvent was evaporated and the residue was co-evaporated twice with toluene. The crude material obtained was used in the next step without any further purification.

15



In a round bottom flask, compound (I-l-2) or (I-l-3) (1 equiv.) was dissolved in methanol (0.01M) and the flask was flushed with nitrogen. Palladium on carbon (10%, 0.7 equiv.) was added and the flask was flushed with nitrogen and then with hydrogen. The reaction mixture was stirred at room temperature for 24 hours under an atmosphere of hydrogen (a balloon filled with hydrogen was used). The palladium was filtered using a 0.45 microm PTFE Acrodisc Cr and rinsed once with methanol. Solvent was evaporated.

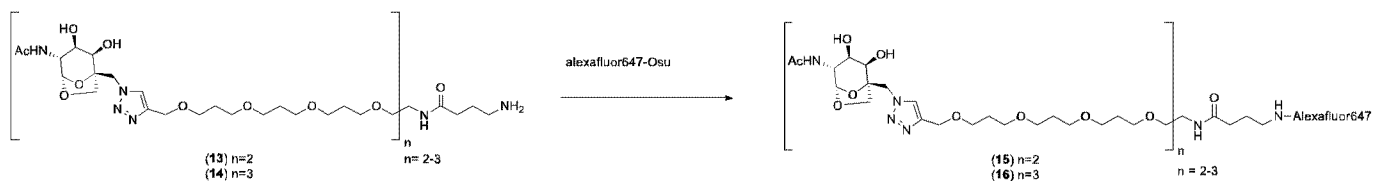
25 Example (13):

The crude material was dissolved in 0.5 mL methanol/water (50:50) and injected on a HPLC column. Preparative high-performance liquid chromatography (HPLC) was performed using a Waters XBridge BEH C18 OBD Prep Column, 130 Å, 5 microm, 19 mm X 100 mm (Waters, part number 186002978), eluting with a linear slope gradient at 17 mL/min flow rate. Solvent gradient: acetonitrile/water/trifluoroacetic acid (2:98:0.1) to (22:58:0.1) in 40 min. Collected fractions were analyzed by analytical LCMS, and the fractions at 34.7-35.6 minutes judged as having adequate purity were pooled and evaporated to afford 12.8 mg of (**13**) as an oil, (17% yield over 2 steps); ¹H NMR (500 MHz, METHANOL-*d*₄) delta ppm 1.73 - 1.87 (m, 12H), 1.88 - 1.96 (m, 2H), 1.98 (s, 6H), 2.39 (t, *J*=7.0 Hz, 2H), 2.98 (t, *J*=7.4 Hz, 2H), 3.42 (d, *J*=8.5 Hz, 2H), 3.45 - 3.55 (m, 24H), 3.59 (t, *J*=6.3 Hz, 4H), 3.71 - 3.75 (m, 4H), 3.77 (d, *J*=8.3 Hz, 2H), 3.96 - 4.02 (m, 2H), 4.13 - 4.20 (m, 1H), 4.58 (s, 4H), 4.91 - 4.95 (m, 4H), 5.20 (d, *J*=1.5 Hz, 2H), 7.98 (s, 2H); HRMS (ESI) calcd for C₄₉H₈₄N₁₀O₁₉ (*m/z*) [M + H]⁺ 1117.5987, found 1117.5977.

Example (14):

The crude material was dissolved in 0.5 mL methanol/water (50:50) and injected on a HPLC column. Preparative high-performance liquid chromatography (HPLC) was performed using a Waters XBridge BEH C18 OBD Prep Column, 130 Å, 5 microm, 19 mm X 100 mm (Waters, part number 186002978), eluting with a linear slope gradient at 17 mL/min flow rate. Solvent gradient: acetonitrile/water/trifluoroacetic acid (2:98:0.1) to (42:58:0.1) in 40 min. Collected fractions were analyzed by analytical LCMS, and the fractions at 24.7-25.6 minutes judged as having adequate purity were pooled and evaporated to afford 5.5 mg of (**14**) as an oil (10% yield over 2 steps); ¹H NMR (500 MHz, METHANOL-*d*₄) delta ppm 1.75 - 1.86 (m, 18H), 1.87 - 1.94 (m, 2H), 1.98 (s, 9H), 2.37 (t, *J*=6.8 Hz, 2H), 2.98 (t, *J*=7.4 Hz, 2H), 3.43 (d, *J*=8.5 Hz, 3H), 3.46 - 3.53 (m, 31H), 3.59 (t, *J*=6.3 Hz, 6H), 3.68 (s, 6H), 3.72 - 3.76 (m, 5H), 3.77 (d, *J*=8.3 Hz, 3H), 3.97 - 4.02 (m, 3H), 4.59 (s, 6H), 4.90 - 4.96 (m, 6H), 5.20 (d, *J*=1.2 Hz, 3H) 7.98 (s, 3H); HRMS (ESI) calcd for C₇₁H₁₂₀N₁₄O₂₈ (*m/z*) [M + H]⁺ 1617.8469, found 1617.8415.

Examples (15) and (16); Alexa fluor® 647 (AF647) conjugates



Alexa Fluor® 647 carboxylic acid succinimidyl ester was from Invitrogen (Catalog NumberA-20106). The molecular weight was reported by Invitrogen to be ~1250.

5 The Alexa647 labeled compound molecular weight was estimated based on the found $[M + H]^+$ of 955.07 of Alexa Fluor 647 carboxylic acid succinimidyl ester from LCMS. Extinction coefficient for λ_{\max} 650 is $\sim 270000 \pm 20000$, which varies from batch to batch.

General procedure for HPLC purification:

10 Preparative high-performance liquid chromatography (HPLC) was performed using a Waters XBridge BEH C18 OBD Prep Column, 130 Å, 5 microm, 19 mm X 100 mm (Waters, part number 186002978), eluting with a linear slope gradient at 17 mL/min flow rate. Solvent gradient: acetonitrile/water/trifluoroacetic acid (2:98:0.1) to (22:78:0.1) in 40 min. Collected fractions were analyzed by analytical LCMS, and
15 those judged as having adequate purity were pooled and evaporated.

Example (15):

To a solution of compound (13) (4.5 mg, 4 micromol) in dimethyl sulfoxide (200 microL) were added Alexa Fluor® 647 carboxylic acid succinimidyl ester (5.0 mg, 4 micromol) and N,N-diisopropylethylamine (10 microL, 10 equiv.). The reaction
20 mixture was shaken at room temperature for 1 hour and then directly purified by preparative HPLC. Collected fractions were analyzed by analytical LCMS, and those judged as having adequate purity were pooled ($R_t = 37.3-39$ minutes). 4.0 mg of (15) was obtained (50% yield). The solution was aliquoted and evaporated in a vacuum centrifuge, and the product was stored at 4 degrees Celsius. MS (ESI) calcd (m/z) for
25 $[M + H]^+ \sim 1955$, found 1955.32.

Example (16):

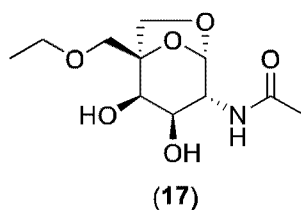
To a solution of compound (14) (5.2 mg, 3.2 micromol) in dimethyl sulfoxide (200 microL) were added Alexa Fluor® 647 carboxylic acid succinimidyl ester (5.0 mg, 4 micromol) and N,N-diisopropylethylamine (10 microL, 10 equiv.). The reaction

mixture was shaken at room temperature for 1 hour and then directly purified by preparative HPLC. Collected fractions were analyzed by analytical LCMS, and those judged as having adequate purity were pooled ($R_t = 24.3$ - 25.3 minutes). 4.0 mg of (**16**) was obtained (51% yield). The solution was aliquoted and evaporated in a vacuum centrifuge, and the product was stored at 4 °C. MS (ESI) calcd (m/z) for $[M + H]^+$ ~ 2455, found 2456.90.

General alkylation/deprotection conditions to access examples (17)-(21):

To a solution of (**1-e-1**) in dichloromethane was added the desired iodoalkyl, tetrabutylammonium hydrogen sulfate, and 12.5M sodium hydroxide aqueous solution. The reaction mixture was allowed to stir overnight at room temperature, was diluted with water and dichloromethane and the aqueous phase was extracted two additional times with dichloromethane. The combined organic layers were washed with an aqueous solution of 1M hydrochloric acid, water, dried over magnesium sulfate, filtered and concentrated under reduced pressure. The resulting material can be either carried on crude to the next reaction or purified using flash chromatography over silica gel. The resulting material was dissolved in a mixture of acetic acid/methanol/water (3:1:1 v/v) and the solution was heated to 60 – 70 degrees Celsius overnight. The reaction mixture was concentrated under reduced pressure, co-evaporated two times with toluene and the crude material was purified by flash chromatography over silica gel or reverse phase chromatography.

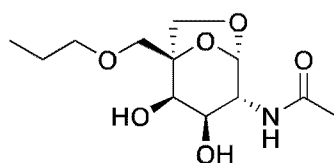
N-[(1S,2R,3R,4R,5S)-1-(ethoxymethyl)-2,3-dihydroxy-6,8-dioxabicyclo[3.2.1]oct-4-yl]acetamide (**17**)



(**17**) was synthesized as described in the general procedure above using iodoethane (20 equiv.). The crude product was dissolved in methanol and to which was added

activated charcoal. The mixture was stirred for 15 minutes, filtered and concentrated under reduced pressure. The crude material was purified by flash chromatography over silica gel eluting with ethyl acetate/methanol (15:1). The fractions containing the desired product were collected and concentrated under reduced pressure. To the crude material was added ethyl acetate/methanol (15:1) which resulted in a precipitate that was filtered yielding 9.1 mg (32% yield) of the desired product as a solid. ¹H NMR (400 MHz, METHANOL-*d*₄) delta ppm 5.23 (d, *J*=1.5 Hz, 1 H), 3.97 (dd, *J*=9.7, 1.4 Hz, 1 H), 3.94 (d, *J*=9.3 Hz, 1 H), 3.88 (d, *J*=4.3 Hz, 1 H), 3.79 (d, *J*=8.1 Hz, 1 H), 3.73 (dd, *J*=9.8, 4.3 Hz, 1 H), 3.66 (d, *J*=8.1 Hz, 1 H), 3.60 (d, *J*=9.6 Hz, 1 H), 3.59 (dq, *J*=9.6, 7.1 Hz, 1 H), 3.55 (dq, *J*=9.6, 7.1 Hz, 1 H), 2.00 (s, 3 H), 1.19 (t, *J*=6.9 Hz, 3 H). LCMS (APCI) *m/z*: 262.1 [M+H] (100 %).

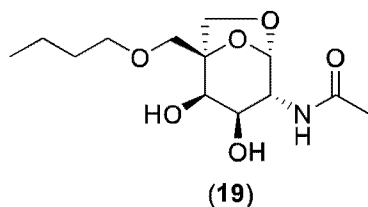
N-[(1S,2R,3R,4R,5S)-2,3-dihydroxy-1-(propoxymethyl)-6,8-dioxabicyclo[3.2.1]oct-4-yl]acetamide (**18**)



(**18**)

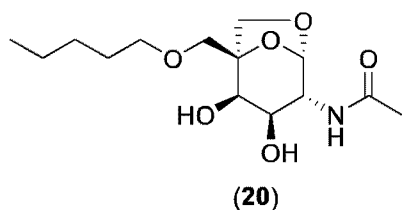
(**18**) was synthesized as described in the general procedure above using iodopropane (20 equiv.). The crude product was purified using flash chromatography over silica gel eluting with ethyl acetate/methanol (15:2) yielding 13.9 mg (80% yield) of the desired product as an oil. ¹H NMR (400 MHz, METHANOL-*d*₄) delta ppm 5.23 (d, *J*=1.5 Hz, 1 H), 3.97 (dd, *J*=9.7, 1.4 Hz, 1 H), 3.95 (d, *J*=9.6 Hz, 1 H), 3.89 (d, *J*=4.3 Hz, 1 H), 3.79 (d, *J*=7.8 Hz, 1 H), 3.73 (dd, *J*=9.8, 4.3 Hz, 1 H), 3.66 (d, *J*=8.1 Hz, 1 H), 3.59 (d, *J*=9.3 Hz, 1 H), 3.49 (dt, *J*=9.3, 6.5 Hz, 1 H), 3.46 (dt, *J*=9.3, 6.5 Hz, 1 H), 2.01 (s, 3 H), 1.60 (qt, *J*=7.4, 6.5 Hz, 2 H), 0.94 (t, *J*=7.4 Hz, 3 H). LCMS (APCI) *m/z*: 276.2 [M+H] (100 %).

N-[(1S,2R,3R,4R,5S)-1-(butoxymethyl)-2,3-dihydroxy-6,8-dioxabicyclo[3.2.1]oct-4-yl]acetamide (**19**)



(**19**) was synthesized as described in the general procedure above using iodobutane
 5 (20 equiv.). The desired crude product was purified using flash chromatography
 over silica gel eluting with ethyl acetate/methanol (15:1) yielding 18 mg (100% yield)
 of the desired product as an oil. ¹H NMR (400 MHz, METHANOL-*d*₄) delta ppm 5.23
 (d, *J*=1.3 Hz, 1 H), 3.97 (dd, *J*=9.6, 1.3 Hz, 1 H), 3.94 (d, *J*=9.6 Hz, 1 H), 3.88 (d,
J=4.3 Hz, 1 H), 3.79 (d, *J*=7.8 Hz, 1 H), 3.73 (dd, *J*=9.8, 4.3 Hz, 1 H), 3.66 (d, *J*=7.8
 10 Hz, 1 H), 3.59 (d, *J*=9.3 Hz, 1 H), 3.54 (dt, *J*=9.3, 6.5 Hz, 1 H), 3.50 (dt, *J*=9.3, 6.5
 Hz, 1 H), 2.00 (s, 3 H), 1.52 - 1.61 (m, 2 H), 1.34 - 1.45 (m, 2 H), 0.95 (t, *J*=7.3 Hz, 3
 H). LCMS (APCI) *m/z*: 290.2 [M+H] (100 %).

N-[(1S,2R,3R,4R,5S)-2,3-dihydroxy-1-[(pentyloxy)methyl]-6,8-dioxabicyclo[3.2.1]oct-
 15 4-yl]acetamide (**20**)

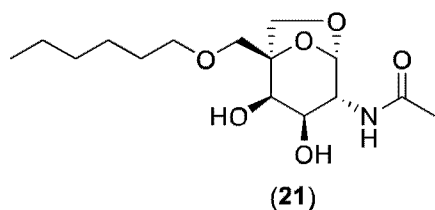


(**20**) was synthesized as described in the general procedure above using
 iodopentane (20 equiv.). The desired crude product was purified using flash
 chromatography over silica gel eluting with ethyl acetate/methanol (15:1) yielding 17
 20 mg (68% yield) of the desired product as an oil. ¹H NMR (400 MHz, METHANOL-*d*₄)
 delta ppm 5.23 (d, *J*=1.5 Hz, 1 H), 3.97 (dd, *J*=9.8, 1.3 Hz, 1 H), 3.94 (d, *J*=9.6 Hz, 1

H), 3.88 (d, $J=4.3$ Hz, 1 H), 3.79 (d, $J=8.1$ Hz, 1 H), 3.73 (dd, $J=9.8, 4.3$ Hz, 1 H), 3.66 (d, $J=8.1$ Hz, 1 H), 3.59 (d, $J=9.6$ Hz, 1 H), 3.53 (dt, $J=9.3, 6.5$ Hz, 1 H), 3.49 (dt, $J=9.3, 6.5$ Hz, 1 H), 2.01 (s, 3 H), 1.53 - 1.63 (m, 2 H), 1.29 - 1.41 (m, 4 H), 0.89 - 0.97 (m, 3 H). LCMS (APCI) m/z : 304.1 [M+H] (100 %).

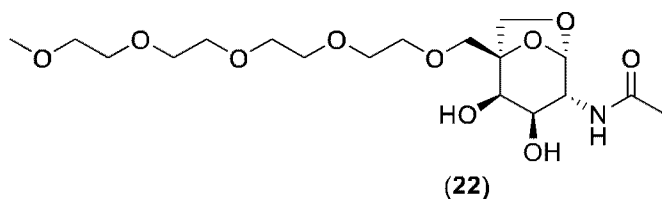
5

N-((1S,2R,3R,4R,5S)-1-[(hexyloxy)methyl]-2,3-dihydroxy-6,8-dioxabicyclo[3.2.1]oct-4-yl)acetamide (**21**)



(**21**) was synthesized as described in the general procedure above using iodohexane (20 equiv.). The desired crude product was purified using flash chromatography over silica gel eluting with ethyl acetate/methanol (15:1) yielding 56 mg of product as an oil. This material was repurified using reverse phase chromatography yielding 7.1 mg (15% yield) of the desired product as a solid. ^1H NMR (400 MHz, METHANOL- d_4) delta ppm 5.23 (d, $J=1.5$ Hz, 1 H), 3.96 (dd, $J=10.1, 1.3$ Hz, 1 H), 3.94 (d, $J=9.6$ Hz, 1 H), 3.88 (d, $J=4.3$ Hz, 1 H), 3.79 (d, $J=7.8$ Hz, 1 H), 3.73 (dd, $J=9.8, 4.3$ Hz, 1 H), 3.66 (d, $J=8.1$ Hz, 1 H), 3.59 (d, $J=9.6$ Hz, 1 H), 3.53 (dt, $J=9.3, 6.5$ Hz, 1 H), 3.49 (dt, $J=9.3, 6.5$ Hz, 1 H), 2.00 (s, 3 H), 1.53 - 1.62 (m, 2 H), 1.27 - 1.50 (m, 6 H), 0.89 - 0.97 (m, 3 H). LCMS (APCI) m/z : 318.1 [M+H] (100 %).

N-[(1S,2R,3R,4R,5S)-2,3-dihydroxy-1-(2,5,8,11,14-pentaoxapentadec-1-yl)-6,8-dioxabicyclo[3.2.1]oct-4-yl]acetamide (**22**)

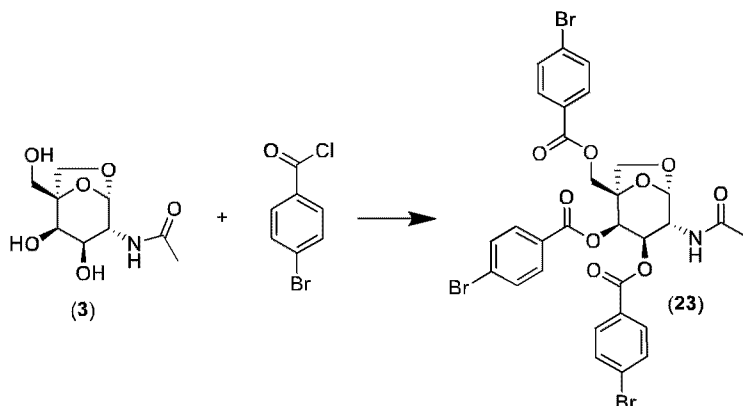


To a solution of (**1-e-1**) in dichloromethane (3mL) was added pyridine (0.3 mL, 4 mmol), the mixture was cooled to -20 degrees Celsius, and trifluoromethanesulfonic anhydride (0.047 mL, 0.28 mmol) in dichloromethane (0.6mL) was added. The reaction mixture was allowed to warm to -10 degrees Celsius over 1 hour, was diluted with dichloromethane and successively washed with an aqueous solution of 1M hydrochloric acid, saturated sodium bicarbonate aqueous solution, brine, dried over magnesium sulfate, filtered, and concentrated under reduced pressure to afford the desired crude material which was used in the next step without further purification.

To a solution of 2,5,8,11-tetraoxatridecan-13-ol (207 mg, 0.994 mmol) in *N,N*-dimethylformamide cooled to 0 degrees Celsius was added sodium hydride (39.9 mg, 1.0 mmol) and the reaction mixture was stirred for 10 minutes. The above crude ((3aR,4R,7S,8R,8aR)-8-acetamido-2,2-dimethyltetrahydro-4,7-epoxy[1,3]dioxolo[4,5-d]oxepin-4(5H)-yl)methyl trifluoromethanesulfonate in *N,N*-dimethylformamide (0.5 mL) was added dropwise and the reaction mixture was allowed to stir for 25 minutes at 0 degrees Celsius. The reaction was quenched with methanol and the reaction mixture was allowed to stir for 5 minutes. The resulting mixture was then concentrated under reduced pressure and the residue obtained was dissolved in dichloromethane and washed with water. The aqueous layer was extracted two additional times with dichloromethane. The combined organic layers were washed with water and concentrated under reduced pressure. The crude material was purified by flash chromatography over silica gel eluting with ethyl acetate/methanol (15:2) yielding 85 mg (100%) of the desired product. A solution of *N*-((3aR,4S,7S,8R,8aR)-2,2-dimethyl-4-(2,5,8,11,14-pentaoxapentadecyl)hexahydro-4,7-epoxy[1,3]dioxolo[4,5-d]oxepin-8-yl)acetamide (85 mg, 0.18 mmol) in a mixture of acetic acid/methanol/water (3.9:1.3:1.3 v/v) was heated to 70 degrees Celsius overnight. The reaction mixture was concentrated under reduced pressure, the resulting crude material co-evaporated two times with toluene and purified by flash chromatography over silica gel eluting with 10% methanol/dichloromethane yielding 15 mg of the desired product (**22**) as an oil. ¹H NMR (400 MHz, METHANOL-*d*₄) delta ppm 5.22 (d, *J*=1.3 Hz, 1 H), 3.96 (d, *J*=9.6 Hz, 1 H), 3.95 (dd, *J*=9.9, 1.3 Hz, 1 H), 3.89 (d, *J*=4.3 Hz, 1 H), 3.78 (d, *J*=8.1 Hz, 1 H), 3.59 - 3.74 (m, 17 H), 3.53 - 3.56 (m,

2 H), 3.36 (s, 3 H), 1.99 (s, 3 H). LCMS (APCI) m/z : 424.2 [M+H] (13 %), 441.3 [M+NH₄] (100 %).

(1R,2R,3R,4R,5S)-4-acetamido-1-(((4-bromobenzoyl)oxy)methyl)-6,8-dioxabicyclo[3.2.1]octane-2,3-diyl bis(4-bromobenzoate) (**23**)



To a solution of **(3)** (9 mg) in anhydrous N,N-dimethylformamide (500 microL) cooled at room temperature were added N,N-diisopropylethylamine (34 microL) and 4-(dimethylamino)pyridine (4.3 mg) followed by p-bromobenzoyl chloride (44 mg), and the resulting mixture was stirred at room temperature for 4.5 h. Water was added, the resulting mixture extracted three times with ethyl acetate, and the combined organic phase was successively washed with 0.5 M aqueous hydrochloric acid solution and brine. The organic phase was dried over magnesium sulfate, filtered, and concentrated, and the crude material was purified by flash chromatography over silica gel, eluting with a gradient of 0-100% ethyl acetate in heptane, to afford 23 mg of product **(23)** (80% yield). ¹H NMR (400 MHz, CDCl₃): delta (ppm) 7.89 - 7.95 (m, 2 H), 7.78 - 7.84 (m, 2 H), 7.54 - 7.66 (m, 6 H), 7.41 - 7.46 (m, 2 H), 5.87 (d, $J=8.8$ Hz, 1 H), 5.80 (d, $J=4.3$ Hz, 1 H), 5.60 (d, $J=1.1$ Hz, 1 H), 5.44 (dd, $J=10.2, 4.5$ Hz, 1 H), 4.54 - 4.64 (m, 3 H), 4.15 (d, $J=8.6$ Hz, 1 H), 3.93 (d, $J=8.6$ Hz, 1 H), 1.95 (s, 3 H). ¹³C NMR (101 MHz, CDCl₃) delta ppm 170.6, 165.6, 165.0, 164.9, 132.1, 131.9, 131.8, 131.4, 131.2, 131.2, 129.3, 129.0, 128.9, 127.7, 127.5, 127.4, 101.8, 81.6, 69.5, 68.8, 68.4, 62.5, 52.7, 23.2. Single crystals were obtained by vapor diffusion technique using methanol and heptane as solvents. Single crystal X-Ray analysis:

Data collection was performed on a Bruker APEX diffractometer at room temperature. Data collection consisted of 3 omega scans and low angle and three at high angle; each with 0.5 step. In addition, 2 phi scans were collected to improve the quality of the absorption correction. Structure is a non-merohedral twin; refined by ignoring the second domain. The structure was solved by direct methods using SHELX software suite (see **SHELXTL**, Version 5.1, Bruker AXS, 1997) in the space group P2(1). The structure was subsequently refined by the full-matrix least squares method. All non-hydrogen atoms were found and refined using anisotropic displacement parameters. The hydrogen atom located on nitrogen was placed in this position and constrained in reasonable position. The remaining hydrogen atoms were placed in calculated positions and were allowed to ride on their carrier atoms. The final refinement included isotropic displacement parameters for all hydrogen atoms. Analysis of the absolute structure using likelihood methods (R.W.W. Hooft et al. *J. Appl. Cryst.*, **41**, 96-103 (2008)) was performed using PLATON (A.L. Spek, *J. Appl. Cryst.*, **36**, 7-13 (2003)). The results indicate that the absolute structure has been correctly assigned. The method calculates that the probability that the structure is correct is 100.0. The Hooft parameter is reported as 0.036 with an esd of 0.013. Additionally, the Flack parameter is 0.03 with and esd of 0.04. The final R-index was 5.6%. A final difference Fourier revealed no missing or misplaced electron density. Pertinent crystal, data collection and refinement are summarized in table 1 and Figure 1.

Table 1. Crystal data and structure refinement for (**23**).

Empirical formula	C15 H12 Br1.50 N0.50 O4.50	
Formula weight	391.12	
Temperature	296(2) K	
Wavelength	1.54178 Å	
Crystal system	Monoclinic	
Space group	P2(1)	
Unit cell dimensions	a = 12.5748(9) Å	$\alpha = 90^\circ$.
	b = 5.6465(4) Å	$\beta = 97.453(4)^\circ$.
	c = 21.2806(16) Å	$\gamma = 90^\circ$.
Volume	1498.23(19) Å ³	

81786531

67

Z

4

Density (calculated)

1.734 Mg/m³

Absorption coefficient

5.476 mm⁻¹

F(000)

776

5 Crystal size

0.37 x 0.22 x 0.15 mm³

Theta range for data collection

2.09 to 68.30°.

Index ranges

-13<=h<=15, -5<=k<=6, -24<=l<=24

Reflections collected

8050

Independent reflections

4408 [R(int) = 0.0247]

10 Completeness to theta = 68.30°

93.9 %

Absorption correction

Empirical

Refinement method

Full-matrix least-squares on F²

Data / restraints / parameters

4408 / 32 / 389

Goodness-of-fit on F²

1.031

15 Final R indices [I>2sigma(I)]

R1 = 0.0563, wR2 = 0.1658

R indices (all data)

R1 = 0.0589, wR2 = 0.1701

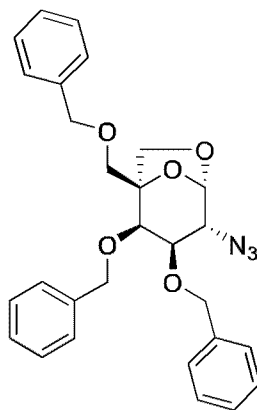
Absolute structure parameter

0.04(3)

Largest diff. peak and hole

0.949 and -0.685 e.Å⁻³

20 (1*S*,2*R*,3*R*,4*R*,5*S*)-4-azido-2,3-bis(benzyloxy)-1-[(benzyloxy)methyl]-6,8-dioxabicyclo[3.2.1]octane (**I-m-1**)

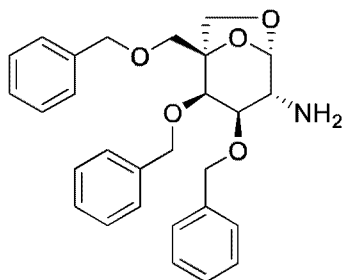


To a solution of (1*S*,2*R*,3*R*,4*R*,5*S*)-4-azido-1-(hydroxymethyl)-6,8-dioxabicyclo[3.2.1]octane-2,3-diol (**1**) (445 mg, 2.05 mmol) in *N,N*-dimethylformamide

(5 mL) was added sodium hydride (60% dispersion in mineral oil, 410 mg, 10.2 mmol) at room temperature. The reaction became very thick and would not stir well. An additional 5 mL *N,N*-dimethylformamide was added and the reaction was stirred for 30 minutes at room temperature before the addition of benzylbromide (1.23 mL, 10.2 mmol) drop wise. The reaction was allowed to stir overnight at room temperature.

The following morning the reaction was quenched with water and extracted with ethyl acetate three times. The combined organic layer was washed with water, brine, dried over sodium sulfate, filtered and concentrated under reduced pressure. The crude material was purified using the CombiFlash Rf (RediSep 40g silica gel column) and eluting with a gradient of 0-30% ethyl acetate/heptane yielding the title compound (890.0 mg, 89.1%). Method C: 3 minute run LRMS [M+Na = 510]. ¹H NMR (METHANOL-*d*₄) δ: 7.07-7.52 (m, 15H), 5.31 (s, 1H), 4.81 (d, J=5.1 Hz, 1H), 4.78 (d, J=5.5 Hz, 1H), 4.68-4.74 (m, 1H), 4.47-4.51 (m, 1H), 4.46 (d, J=6.6 Hz, 1H), 4.35-4.42 (m, 1H), 4.12 (d, J=3.9 Hz, 1H), 3.87-3.91 (m, 2H), 3.86 (d, J=8.2 Hz, 1H), 3.62 (d, J=8.2 Hz, 1H), 3.58 (d, J=9.4 Hz, 1H), 3.46 (d, J=8.6 Hz, 1H)

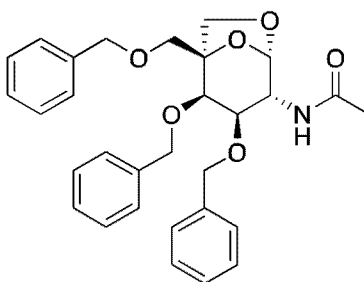
(1*S*,2*R*,3*R*,4*R*,5*S*)-2,3-bis(benzyloxy)-1-[(benzyloxy)methyl]-6,8-dioxabicyclo[3.2.1]octan-4-amine (**1-n-1**)



A mixture of (1*S*,2*R*,3*R*,4*R*,5*S*)-4-azido-2,3-bis(benzyloxy)-1-[(benzyloxy)methyl]-6,8-dioxabicyclo[3.2.1]octane (**1-m-1**) (310 mg, 0.64 mmol), triphenylphosphine (334 mg, 1.27 mmol), water (92 mg, 5.1 mmol), and tetrahydrofuran (10 mL) was stirred at 65°C for 16 hours. The reaction mixture was concentrated under reduced pressure and the residue was loaded on a silica gel column. Chromatography eluting with a gradient from 20% to 80% of ethyl acetate in heptane gave the title product as a colorless gum (210 mg, 72%). ¹H NMR (CHLOROFORM-*d*) δ: 7.20-7.37 (m, 15H), 5.29 (d, J=1.2 Hz, 1H), 4.90 (d, 11.5 Hz, 1H), 4.79 (d, J=11.5 Hz, 1H), 4.57 (d, J=11.7 Hz, 1H), 4.56 (d, J=12.1 Hz, 1H), 4.43 (d, J=12.1 Hz, 1H), 4.39 (d, J=11.7 Hz, 1H),

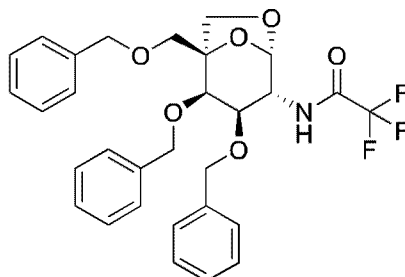
3.97 (d, J=3.9 Hz, 1H), 3.90 (d, J=9.0 Hz, 1H), 3.69 (d, J=8.2 Hz, 1H), 3.59 (d, J=8.2 Hz, 1H), 3.42 (d, J=8.6 Hz, 1H), 3.37 (dd, J=9.4, 3.5 Hz, 1H), 3.07 (dd, J=9.4, 1.2 Hz, 1H); ^{13}C NMR (CHLOROFORM-*d*) δ : 131.8, 131.6, 131.5, 128.2, 128.2, 128.1, 128.1, 128.0, 127.7, 127.6, 127.6, 127.4, 103.5, 82.6, 80.3, 74.5, 73.3, 73.1, 72.2, 69.9, 69.3, 55.1; LCMS (ES⁺): 1.18 min, 484.2 (M+Na)⁺.

N-{(1*S*,2*R*,3*R*,4*R*,5*S*)-2,3-bis(benzyloxy)-1-[(benzyloxy)methyl]-6,8-dioxabicyclo[3.2.1]oct-4-yl}acetamide (**1-n-2**)



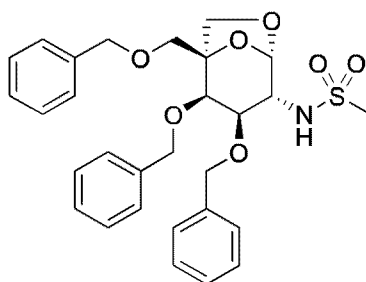
To a stirred mixture of (1*S*,2*R*,3*R*,4*R*,5*S*)-2,3-bis(benzyloxy)-1-[(benzyloxy)methyl]-6,8-dioxabicyclo[3.2.1]octan-4-amine (**1-n-1**) (25 mg, 0.054 mmol), pyridine (43 mg, 0.54 mmol), and 2-methyl-tetrahydrofuran (1 mL) was added acetic anhydride (46 mg, 0.43 mmol) in one portion at room temperature. The reaction mixture was stirred at room temperature for 16 hours and partitioned between ethyl acetate and water. The organic extract was washed with brine, dried over anhydrous magnesium sulfate, and concentrated under reduced pressure. The residue was purified on a silica gel column, eluting with a gradient from 20% to 60% of ethyl acetate in heptane to obtain the title product as a white solid (20 mg, 73%). ^1H NMR (CHLOROFORM-*d*) δ : 7.24-7.43 (m, 15H), 5.35 (d, J=1.2 Hz, 1H), 5.06 (d, J=8.6 Hz, 1H), 4.96 (d, J=11.3 Hz, 1H), 4.74 (d, J=12.5 Hz, 1H), 4.58 (d, J=11.3 Hz, 1H), 4.42 (d, J=12.5 Hz, 1H), 4.40 (s, 2H), 4.30-4.36 (m, 1H), 4.04 (d, J=3.9 Hz, 1H), 3.96 (d, J=8.6 Hz, 1H), 3.67-3.70 (m, 1H), 3.58-3.61 (m, 1H), 3.41-3.47 (m, 2H), 1.87 (s, 3H); ^{13}C NMR (CHLOROFORM-*d*) δ : 170.0, 138.2, 137.8, 137.4, 128.7, 128.5, 128.4, 128.3, 128.3, 128.2, 128.1, 128.0, 127.8, 101.6, 82.8, 75.7, 75.0, 73.8, 73.2, 71.5, 70.1, 69.5, 53.5, 23.3; LCMS (ES⁺): 1.87 min, 526.3 (M+Na)⁺.

N-{(1*S*,2*R*,3*R*,4*R*,5*S*)-2,3-bis(benzyloxy)-1-[(benzyloxy)methyl]-6,8-dioxabicyclo[3.2.1]oct-4-yl}-2,2,2-trifluoroacetamide (**1-n-3**)



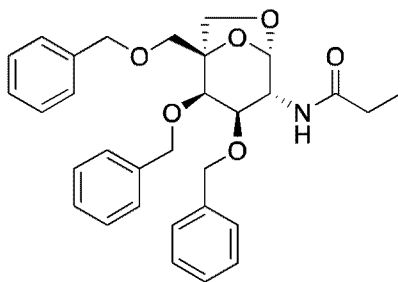
To a stirred mixture of (1*S*,2*R*,3*R*,4*R*,5*S*)-2,3-bis(benzyloxy)-1-((benzyloxy)methyl)-6,8-dioxabicyclo[3.2.1]octan-4-amine (**1-n-1**) (75 mg, 0.16 mmol), pyridine (129 mg, 1.62 mmol), and 2-methyl-tetrahydrofuran (1 mL) was added trifluoroacetic anhydride (102 mg, 0.49 mmol) in one portion at room temperature. The reaction mixture was stirred at room temperature for 16 hours and partitioned between ethyl acetate and water. The organic extract was washed with brine, dried over anhydrous magnesium sulfate, and concentrated under reduced pressure. The residue was purified on a silica gel column, eluting with a gradient from 10% to 40% of ethyl acetate in heptane to obtain the title product as a white solid (60 mg, 66%). ¹H NMR (CHLOROFORM-*d*) δ: 7.25-7.42 (m, 15H), 5.91 (d, *J*=8.6 Hz, 1H), 5.35 (d, *J*=1.2 Hz, 1H), 4.95 (d, *J*=11.3 Hz, 1H), 4.72 (d, *J*=12.5 Hz, 1H), 4.58 (d, *J*=11.3 Hz, 1H), 4.41 (s, 2H), 4.40 (d, *J*=12.5 Hz, 1H), 4.36 (t, *J*=9.8 Hz, 1H), 4.08 (d, *J*=3.9 Hz, 1H), 3.96 (d, *J*=9.0 Hz, 1H), 3.68-3.72 (m, 1H), 3.60-3.63 (m, 1H), 3.50 (dd, *J*=10.0, 3.7 Hz, 1H), 3.45 (d, *J*=8.6 Hz, 1H); ¹³C NMR (CHLOROFORM-*d*) δ: 137.9, 137.1, 136.1, 128.9, 128.5, 128.5, 128.4, 128.4, 128.1, 128.1, 128.1, 127.9, 100.6, 83.0, 75.0, 74.9, 73.8, 72.7, 71.4, 70.3, 69.2, 54.1; ¹⁹F NMR (CHLOROFORM-*d*) δ: -75.7 (s); LCMS (ES⁻): 2.11 min, 556.2 (M-H).

N-{(1*S*,2*R*,3*R*,4*R*,5*S*)-2,3-bis(benzyloxy)-1-[(benzyloxy)methyl]-6,8-dioxabicyclo[3.2.1]oct-4-yl}methanesulfonamide (**1-n-4**)



To a stirred mixture of (1*S*,2*R*,3*R*,4*R*,5*S*)-2,3-bis(benzyloxy)-1-((benzyloxy)methyl)-6,8-dioxabicyclo[3.2.1]octan-4-amine (**1-n-1**) (50 mg, 0.11 mmol), triethylamine (0.100 mL, 0.72 mmol), and 2-methyl-tetrahydrofuran (1 mL) was added methansulfonyl chloride (0.025 mL, 0.33 mmol) drop wise at 0°C. The reaction mixture was stirred at room temperature for 16 hours and partitioned between ethyl acetate and saturated aqueous sodium bicarbonate. The organic extract was washed with water, brine, dried over anhydrous magnesium sulfate, and concentrated under reduced pressure. The residue was purified on a silica gel column, eluting with a gradient from 10% to 50% of ethyl acetate in heptane to obtain the title product as a white solid (58 mg, 65%). ¹H NMR (CHLOROFORM-*d*) δ: 7.22-7.41 (m, 15H), 5.43 (d, *J*=1.2 Hz, 1H), 4.93 (d, *J*=11.3 Hz, 1H), 4.79 (d, *J*=11.7 Hz, 1H), 4.62 (br.s., 1H), 4.56 (d, *J*=11.7 Hz, 1H), 4.54 (d, *J*=11.3 Hz, 1H), 4.41 (d, *J*=12.1 Hz, 1H), 4.37 (d, *J*=12.1 Hz, 1H), 4.05 (d, *J*=3.9 Hz, 1H), 3.92 (d, *J*=8.6 Hz, 1H), 3.74 (d, *J*=8.6 Hz, 1H), 3.68-3.72 (m, 1H), 3.62 (d, *J*=8.6 Hz, 1H), 3.54 (dd, *J*=10.0, 3.7 Hz, 1H), 3.44 (d, *J*=9.0 Hz, 1H), 2.90 (s, 3H); ¹³C NMR (CHLOROFORM-*d*) δ: 138.0, 137.3, 137.2, 128.7(2), 128.5(2), 128.4(2), 128.3, 128.1(2), 128.1, 127.9(2), 127.8(2), 102.7, 82.9, 77.2, 77.1, 75.0, 73.7, 73.5, 72.8, 70.2, 69.3, 57.7, 41.2;; LCMS (ES-): 1.97 min, 538.3 (M-H).

N-{[(1*S*,2*R*,3*R*,4*R*,5*S*)-2,3-bis(benzyloxy)-1-[(benzyloxy)methyl]-6,8-dioxabicyclo[3.2.1]oct-4-yl]propanamide (**1-n-5**)

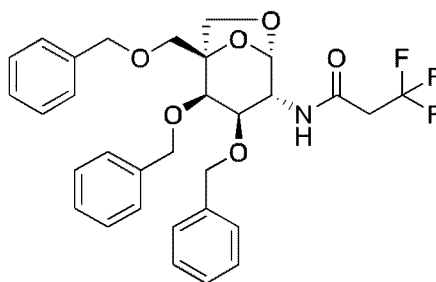


To a stirred mixture of propionic acid (23 mg, 0.31 mmol) in tetrahydrofuran (1 mL) was added 1,1'-carbonyldiimidazole (33 mg, 0.20 mmol) in one portion at room temperature and the clear solution was stirred at room temperature for 3 hours.

Triethylamine (0.028 mL, 0.20 mmol) and (1*S*,2*R*,3*R*,4*R*,5*S*)-2,3-bis(benzyloxy)-1-((benzyloxy)methyl)-6,8-dioxabicyclo[3.2.1]octan-4-amine (**1-n-1**) (47 mg, 0.10 mmol) were added in one portion at room temperature. The reaction mixture was stirred at

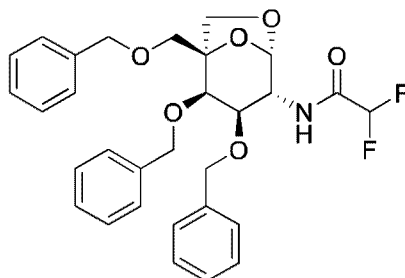
room temperature for 16 hours and partitioned between ethyl acetate (3 mL), brine (2 mL), and water (2 mL). The organic extract was washed with brine, dried over anhydrous magnesium sulfate, and concentrated under reduced pressure. The residue was purified on a silica gel column, eluting with a gradient from 10% to 50% of ethyl acetate in heptane to obtain the title product as a white solid (43 mg, 82%).

^1H NMR (CHLOROFORM- d) δ : 7.03-7.58 (m, 15H), 5.35 (s, 1H), 5.09 (d, $J=8.2$ Hz, 1H), 4.95 (d, $J=11.3$ Hz, 1H), 4.72 (d, $J=12.1$ Hz, 1H), 4.57 (d, $J=11.3$ Hz, 1H), 4.43 (d, $J=12.1$ Hz, 1H), 4.39 (s, 2H), 4.31-4.38 (m, 1H), 4.04 (d, $J=3.9$ Hz, 1H), 3.95 (d, $J=9.0$ Hz, 1H), 3.68 (d, $J=8.2$ Hz, 1H), 3.59 (d, $J=8.2$ Hz, 1H), 3.44-3.49 (m, 1H), 3.44 (d, $J=8.6$ Hz, 1H), 2.08 (q, $J=7.4$ Hz, 2H), 1.11 (t, $J=7.6$ Hz, 3H); ^{13}C NMR (CHLOROFORM- d) δ : 173.5, 138.1, 137.8, 137.4, 128.6, 128.5, 128.3, 128.3, 128.2, 128.1, 128.0, 128.0, 127.7, 101.6, 82.7, 75.7, 74.9, 73.7, 73.2, 71.5, 70.1, 69.4, 53.3, 29.6, 9.5; LCMS (ES $^-$): 1.94 min, 516.4 (M-H) $^-$; LCMS (AP $^+$): 1.94 min, 518.5 (M+H) $^+$. *N*-{(1*S*,2*R*,3*R*,4*R*,5*S*)-2,3-bis(benzyloxy)-1-[(benzyloxy)methyl]-6,8-dioxabicyclo[3.2.1]oct-4-yl}-3,3,3-trifluoropropanamide (**1-n-6**)



To a stirred mixture of 3,3,3-trifluoropropionic acid (39 mg, 0.31 mmol) in tetrahydrofuran (1 mL) was added 1,1'-carbonyldiimidazole (33 mg, 0.20 mmol) in one portion at room temperature and the clear solution was stirred at room temperature for 3 hours. Triethylamine (0.028 mL, 0.20 mmol) and (1*S*,2*R*,3*R*,4*R*,5*S*)-2,3-bis(benzyloxy)-1-[(benzyloxy)methyl]-6,8-dioxabicyclo[3.2.1]octan-4-amine (**1-n-1**) (47 mg, 0.10 mmol) were added in one portion at room temperature. The reaction mixture was stirred at room temperature for 16 hours and partitioned between ethyl acetate (3 mL), brine (2 mL), and water (2 mL). The organic extract was washed with brine, dried over anhydrous magnesium sulfate, and concentrated under reduced pressure. The residue was subjected to chromatography on a silica gel column, eluting with a gradient from 10% to 50% of

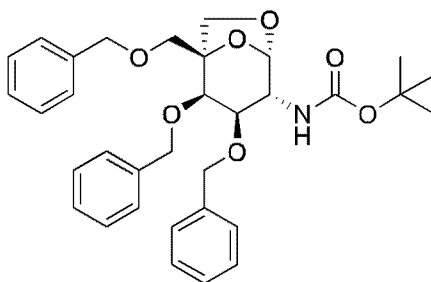
ethyl acetate in heptane to obtain the title product as a white solid (40 mg, 69%). ¹H NMR (CHLOROFORM-d) δ: 7.24-7.42 (m, 15H), 5.37 (d, J=8.6 Hz, 1H), 5.35 (d, J=1.6 Hz, 1H), 4.95 (d, J=11.3 Hz, 1H), 4.71 (d, J=12.1 Hz, 1H), 4.56 (d, J=11.3 Hz, 1H), 4.45 (d, J=12.1 Hz, 1H), 4.40 (s, 2H), 4.35-4.40 (m, 1H), 4.05 (d, J=3.5 Hz, 1H), 3.95 (d, J=8.6 Hz, 1H), 3.71 (d, J=8.2 Hz, 1H), 3.61 (d, J=8.2 Hz, 1H), 3.50 (dd, J=10.0, 3.7 Hz, 1H), 3.45 (d, J=8.6 Hz, 1H), 2.92 (q, J=10.5 Hz, 2H); ¹³C NMR (CHLOROFORM-d) δ: 162.3, 138.0, 137.6, 137.3, 128.7, 128.5, 128.4, 128.3, 128.3, 128.2, 128.0, 128.0, 127.8, 101.1, 82.8, 75.8, 75.0, 73.7, 73.2, 71.9, 70.2, 69.3, 54.0, 41.7; ¹⁹F NMR (CHLOROFORM-d) δ: -62.8 (s); LCMS (ES-): 2.05 min, 570.3 (M-H).
 5
 10 *N*-{(1*S*,2*R*,3*R*,4*R*,5*S*)-2,3-bis(benzyloxy)-1-[(benzyloxy)methyl]-6,8-dioxabicyclo[3.2.1]oct-4-yl}-2,2-difluoroacetamide (**1-n-7**)



To a stirred mixture of difluoroacetic acid (29 mg, 0.31 mmol) in *N,N*-dimethylformamide (1 mL) was added 1,1'-carbonyldiimidazole (33 mg, 0.20 mmol) in one portion at room temperature and the clear solution was stirred at room temperature for 3 hours. Triethylamine (0.028 mL, 0.20 mmol) and (1*S*,2*R*,3*R*,4*R*,5*S*)-2,3-bis(benzyloxy)-1-((benzyloxy)methyl)-6,8-dioxabicyclo[3.2.1]octan-4-amine (**1-n-1**) (47 mg, 0.10 mmol) were added in one portion at room temperature. The reaction mixture was stirred at room temperature for 16 h and partitioned between ethyl acetate (3 mL), brine (2 mL), and water (2 mL). The organic extract was washed with brine, dried over anhydrous magnesium sulfate, and concentrated. The residue was subjected to chromatography on a silica gel column, eluting with a gradient from 10% to 50% of ethyl acetate in heptane to obtain the title product as a white solid (32 mg, 58%). ¹H NMR (CHLOROFORM-d) δ: 7.14-7.47 (m, 15H), 6.02 (d, J=8.6 Hz, 1H), 5.83 (t, J=54.2 Hz, 1H), 5.35 (s, 1H), 4.96 (d, J=11.3 Hz, 1H), 4.73 (d, J=12.5 Hz, 1H), 4.58 (d, J=11.3 Hz, 1H), 4.45 (d, J=12.1 Hz, 1H), 4.41 (s, 2H), 4.34-4.40 (m, 1H), 4.08 (d, J=3.9 Hz, 1H), 3.96 (d, J=9.0 Hz, 1H),
 15
 20
 25

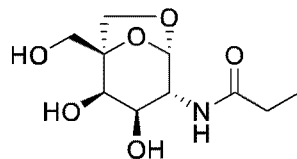
3.67-3.75 (m, 1H), 3.59-3.65 (m, 1H), 3.53 (dd, J=9.8, 3.9 Hz, 1H), 3.46 (d, J=8.6 Hz, 1H); ¹³C NMR (CHLOROFORM-d) δ: 162.6, 138.0, 137.3, 128.8, 128.5, 128.4, 128.3, 128.1, 128.0, 127.8, 108.3 (t, J=253.1 Hz), 100.9, 82.9, 75.3, 75.0, 73.8, 72.9, 71.6, 70.2, 69.3, 53.5; ¹⁹F NMR (CHLOROFORM-d) δ: -126.1 (d, J=53.1 Hz); LCMS (ES-):

5 2.05 min, 538.2 (M-H)⁻.
 tert-butyl {(1*S*,2*R*,3*R*,4*R*,5*S*)-2,3-bis(benzyloxy)-1-[(benzyloxy)methyl]-6,8-dioxabicyclo[3.2.1]oct-4-yl}carbamate (**1-n-8**)

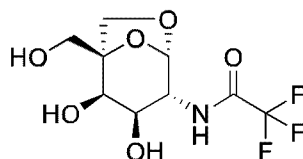


To a stirred mixture of (1*S*,2*R*,3*R*,4*R*,5*S*)-2,3-bis(benzyloxy)-1-[(benzyloxy)methyl]-
 10 6,8-dioxabicyclo[3.2.1]octan-4-amine (**1-n-1**) (120 mg, 0.26 mmol) and *N,N*-
 dimethylaminopyridine (DMAP) (6.4 mg, 0.052 mmol), and tetrahydrofuran (2 mL)
 was added di-*tert*-butyl dicarbonate (113 mg, 0.52 mmol) in one portion at room
 temperature. The reaction mixture was stirred at room temperature for 16 hours and
 concentrated under reduced pressure. The residue was purified on a silica gel
 15 column, eluting with a gradient from 10% to 40% of ethyl acetate in heptane to obtain
 the title product as a white solid (104 mg, 71%). ¹H NMR (CHLOROFORM-d) δ:
 7.17-7.45 (m, 15H), 5.35 (s, 1H), 4.97 (d, J=11.3 Hz, 1H), 4.74 (d, J=12.1 Hz, 1H),
 4.57 (d, J=11.3 Hz, 2H), 4.47 (d, J=7.0 Hz, 1H), 4.39 (s, 2H), 4.09 (br. s., 1H), 4.01
 (d, J=3.9 Hz, 1H), 3.93 (d, J=9.0 Hz, 1H), 3.63-3.71 (m, 1H), 3.54-3.62 (m, 1H), 3.38-
 20 3.48 (m, 2H), 1.47 (s, 9H); ¹³C NMR (CHLOROFORM-d) δ: 155.2, 138.2, 137.8,
 137.4, 128.5, 128.4, 128.3, 128.3, 128.0, 127.9, 127.8, 127.7, 102.2, 82.8, 79.4, 74.8,
 73.7, 73.4, 72.0, 70.0, 69.4, 54.6, 31.9, 28.4; LCMS (AP+): 2.25 min, 462.2 (M-
 Boc+H)⁺.

N-[(1*S*,2*R*,3*R*,4*R*,5*S*)-2,3-dihydroxy-1-(hydroxymethyl)-6,8-dioxabicyclo[3.2.1]oct-4-
 25 yl]propanamide (**25**)



A mixture of *N*-((1*S*,2*R*,3*R*,4*R*,5*S*)-2,3-bis(benzyloxy)-1-((benzyloxy)methyl)-6,8-dioxabicyclo[3.2.1]octan-4-yl)propionamide (**1-n-5**) (42 mg, 0.081 mmol), 1-methyl-1,4-cyclohexadiene (0.093 mL, 0.81 mmol), 10% Pd on activated carbon (20 mg), and 2-propanol (2.5 mL) was stirred at 80 °C for 3 hours. Water (0.2 ml) was added and the whole mixture was loaded on silica gel and dried on a rotary evaporator. The material was purified on a silica gel column eluting with a gradient from 4% to 15% of methanol in dichloromethane gave the title compound as a colorless gum (12 mg, 60%). ¹H NMR (METHANOL-*d*₄) δ: 5.21 (d, *J*=1.6 Hz, 1H), 3.95 (dd, *J*=10.1, 1.2 Hz, 1H), 3.92 (d, *J*=11.3 Hz, 1H), 3.87 (d, *J*=3.9 Hz, 1H), 3.81 (d, *J*=11.3 Hz, 1H), 3.75 (d, *J*=8.2 Hz, 1H), 3.71-3.76 (m, 2H), 3.68 (d, *J*=8.2 Hz, 1H), 3.35 (s, 1H), 2.26 (q, *J*=7.4 Hz, 2H), 1.13 (t, *J*=7.4 Hz, 3H); ¹³C NMR (METHANOL-*d*₄) δ: 177.7, 102.6, 84.9, 70.4, 69.1, 69.0, 61.9, 56.0, 30.0, 10.3; LCMS (AP+): 0.25 min, 248.2 (M+H)⁺. *N*-[(1*S*,2*R*,3*R*,4*R*,5*S*)-2,3-dihydroxy-1-(hydroxymethyl)-6,8-dioxabicyclo[3.2.1]oct-4-yl]-2,2,2-trifluoroacetamide (**24**)

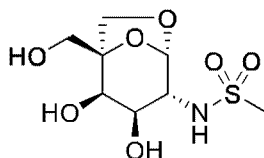


A mixture of *N*-[(1*S*,2*R*,3*R*,4*R*,5*S*)-2,3-bis(benzyloxy)-1-((benzyloxy)methyl)-6,8-dioxabicyclo[3.2.1]octan-4-yl]-2,2,2-trifluoroacetamide (**1-n-3**) (20 mg, 0.036 mmol), 1-methyl-1,4-cyclohexadiene (0.093 mL, 0.81 mmol), 10% Pd on activated carbon (20 mg), and 2-propanol (2.5 mL) was stirred at 80°C for 3 hours. Water (0.2 ml) was added and the whole mixture was loaded on silica gel and dried on a rotary evaporator. The material was purified on a silica gel column, eluting with a gradient from 4% to 15% of methanol in dichloromethane gave the title compound as a colorless gum (7.2 mg, 69%). ¹H NMR (METHANOL-*d*₄) δ: 5.25 (d, *J*=1.2 Hz, 1H), 4.02 (d, *J*=8.6 Hz, 1H), 3.90 (d, *J*=7.0 Hz, 1H), 3.88-3.95 (m, 2H), 3.82 (d, *J*=11.7 Hz, 1H), 3.78 (d, *J*=7.8 Hz, 1H), 3.71 (d, *J*=7.8 Hz, 1H), 3.35 (s, 1H); ¹³C NMR

(METHANOL- d_4) δ : 159.8, 102.3, 85.5, 70.8, 69.7, 68.4, 62.2, 57.4; ^{19}F NMR

(CHLOROFORM- d) δ : -77.0 (s); LCMS (AP+): 0.42 min, 288.2 (M+H) $^+$.

N-[(1*S*,2*R*,3*R*,4*R*,5*S*)-2,3-dihydroxy-1-(hydroxymethyl)-6,8-dioxabicyclo[3.2.1]oct-4-yl]methanesulfonamide (**26**)



5

A mixture of *N*-[(1*S*,2*R*,3*R*,4*R*,5*S*)-2,3-bis(benzyloxy)-1-((benzyloxy)methyl)-6,8-dioxabicyclo[3.2.1]octan-4-yl]methanesulfonamide (**1-n-4**) (19 mg, 0.035 mmol), 1-methyl-1,4-cyclohexadiene (0.093 mL, 0.81 mmol), 10% Pd on activated carbon (20 mg), and 2-propanol (2.5 mL) was stirred at 80 °C for 3 hours. Water (0.2 ml) was

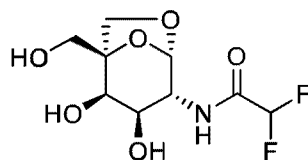
10

added and the whole mixture was loaded on silica gel and dried on a rotary evaporator. The material was purified on a silica gel column, eluting with a gradient

from 4% to 15% of methanol in dichloromethane gave the title compound as a colorless gum (6.4 mg, 68%). ^1H NMR (METHANOL- d_4) δ : 5.26 (d, J =1.6 Hz, 1H), 3.91 (d, J =11.3 Hz, 1H), 3.87 (d, J =4.3 Hz, 1H), 3.80 (d, J =11.3 Hz, 1H), 3.73 (d, J =7.8 Hz, 1H), 3.68 (d, J =7.8 Hz, 1H), 3.66-3.71 (m, 1H), 3.37 (dd, J =9.8, 1.6 Hz, 1H), 3.35 (s, 1H), 3.04 (s, 3H); ^{13}C NMR (METHANOL- d_4) δ : 104.6, 85.1, 70.9, 69.8, 69.3, 62.0, 60.2, 41.7; LCMS (ES-): 0.15 min, 268.0 (M-H) $^-$.

15

N-[(1*S*,2*R*,3*R*,4*R*,5*S*)-2,3-dihydroxy-1-(hydroxymethyl)-6,8-dioxabicyclo[3.2.1]oct-4-yl]-2,2-difluoroacetamide (**27**)



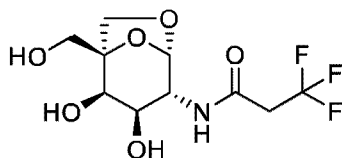
20

To a solution of *N*-[(1*S*,2*R*,3*R*,4*R*,5*S*)-2,3-bis(benzyloxy)-1-[(benzyloxy)methyl]-6,8-dioxabicyclo[3.2.1]oct-4-yl]-2,2-difluoroacetamide (**1-n-7**) (32.0 mg, 0.059 mmol) in 2-propanol (1.0 mL) and tetrahydrofuran (0.5 mL) in a 5 mL microwave vial was added 1-methyl-1,4-cyclohexadiene (0.2 mL, 2 mmol) followed by the addition of 10% Palladium on carbon (50% wet wt/wt, 20.0 mg, 0 mmol). The vial was sealed and

25

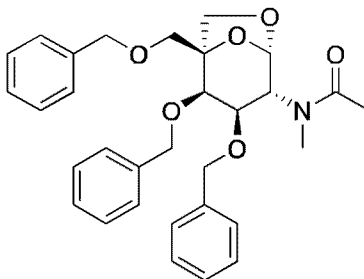
heated to 80°C for 4 hours. After 4 hours, the TLC (10% methanol/dichloromethane) showed that the reaction was not complete but there was formation of the desired product. An additional 1-methyl-1,4-cyclohexadiene (0.2 mL mg, 2 mmol) was added and the reaction was resealed and heated to 80°C overnight (18 hours). After 22 total hours, the reaction was diluted with methanol and filtered through a Life Sciences Acrodisc 25mm syringe filter. The filtrate was concentrated under reduced pressure. The crude material was purified using the CombiFlash Rf (RediSep 4g silica gel column) and eluting with a gradient of 0-20% methanol/dichloromethane yielding the title compound as a solid (5.0 mg, SOLID, 31%). -Method C: 3 minute run LRMS [M+Na = 292]. ¹H NMR (METHANOL-d₄) δ: 6.06 (t, J=54.2 Hz, 1H), 5.25 (s, 1H), 4.02 (d, J=9.4 Hz, 1H), 3.92 (d, J=11.7 Hz, 1H), 3.84-3.90 (m, 2H), 3.81 (d, J=11.7 Hz, 1H), 3.78 (d, J=8.2 Hz, 1H), 3.70 (d, J=8.2 Hz, 1H)

N-[(1*S*,2*R*,3*R*,4*R*,5*S*)-2,3-dihydroxy-1-(hydroxymethyl)-6,8-dioxabicyclo[3.2.1]oct-4-yl]-3,3,3-trifluoropropanamide (**28**)



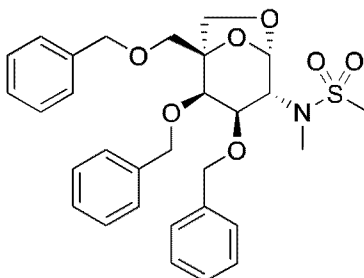
To a solution of *N*-[(1*S*,2*R*,3*R*,4*R*,5*S*)-2,3-bis(benzyloxy)-1-[(benzyloxy)methyl]-6,8-dioxabicyclo[3.2.1]oct-4-yl]-3,3,3-trifluoropropanamide (**1-n-6**) (40.0 mg, 0.070 mmol) in 2-propanol (1.0 mL) and tetrahydrofuran (0.5 mL) in a 5 mL microwave vial was added 1-methyl-1,4-cyclohexadiene (0.2 mL, 1.75 mmol) followed by the addition of 10% palladium on carbon (50% wet wt/wt., 20.0 mg, 0 mmol). The vial was sealed and heated to 80°C for 4 hours. After 4 hours, the reaction was diluted with methanol and filtered through a Life Sciences Acrodisc 25mm syringe filter. The filtrate was concentrated under reduced pressure. The crude material was purified using the CombiFlash Rf (RediSep 4g silica gel column) and eluting with a gradient of 0-20% methanol/dichloromethane yielding the title compound as a solid (15.3 mg, 73%). LRMS [M+1 = 302]. ¹H NMR (METHANOL-d₄) δ: 5.23 (s, 1H), 3.99 (d, J=9.8 Hz, 1H), 3.92 (d, J=11.3 Hz, 1H), 3.87 (d, J=4.3 Hz, 1H), 3.81 (d, J=11.3 Hz, 1H), 3.76 (d, J=8.2 Hz, 1H), 3.71-3.74 (m, 1H), 3.69 (d, J=8.2 Hz, 1H), 3.22 (qd, J=10.7, 2.5 Hz, 2H)

N-((1*S*,2*R*,3*R*,4*R*,5*S*)-2,3-bis(benzyloxy)-1-[(benzyloxy)methyl]-6,8-dioxabicyclo[3.2.1]oct-4-yl)-*N*-methylacetamide (**I-o-1**)

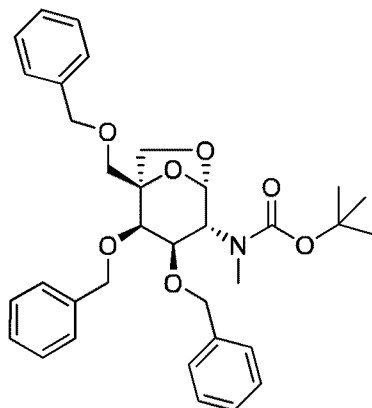


5 To a stirred mixture of *N*-((1*S*,2*R*,3*R*,4*R*,5*S*)-2,3-bis(benzyloxy)-1-
 ((benzyloxy)methyl)-6,8-dioxabicyclo[3.2.1]octan-4-yl)acetamide (**I-n-2**) (19 mg, 0.038
 mmol) and *N,N*-dimethylformamide (1.5 mL) was added sodium hydride (60%
 suspension in mineral oil) in one portion at room temperature and the mixture was
 stirred for 30 minutes. Iodomethane (16 mg, 0.11 mmol) was added in one portion at
 10 room temperature. The reaction mixture was stirred at room temperature for 16 hours
 and partitioned between ethyl acetate (3 mL), brine (2 mL), and water (2 mL). The
 organic extract was washed with brine, dried over anhydrous magnesium sulfate, and
 concentrated under reduced pressure. The residue was purified on a silica gel
 column, eluting with a gradient from 10% to 50% of ethyl acetate in heptane to obtain
 15 the title product as a colorless gum (19 mg, 97%). Mixture of rotamers (3:1).
 Rotamer 1: ¹H NMR (CHLOROFORM-*d*) δ: 7.21-7.43 (m, 15H), 5.37 (s, 1H), 4.93 (d,
 J=10.9 Hz, 1H), 4.65 (d, J=11.7 Hz, 1H), 4.54 (d, J=11.3 Hz, 1H), 4.50 (d, J=11.7 Hz,
 1H), 4.37-4.45 (m, 2H), 4.15 (d, J=9.8 Hz, 1H), 4.09 (d, J=3.5 Hz, 1H), 3.93 (d, J=8.6
 Hz, 1H), 3.85 (dd, J=10.1, 3.5 Hz, 1H), 3.78 (d, J=8.2 Hz, 1H), 3.64 (d, J=8.2 Hz, 1H),
 20 3.45 (d, J=8.6 Hz, 1H), 2.80 (s, 3H), 2.19 (s, 3H); rotamer2: ¹H NMR
 (CHLOROFORM-*d*) δ: 7.21-7.43 (m, 15H), 5.27 (s, 1H), 5.12 (d, J=10.9 Hz, 1H),
 4.94-4.98 (m, 1H), 4.74 (d, J=12.1 Hz, 1H), 4.56 (d, J=11.7 Hz, 1H), 4.46 (d, J=11.3
 Hz, 1H), 4.37-4.46 (m, 2H), 4.14-4.17 (m, 1H), 3.97 (d, J=8.6 Hz, 1H), 3.82-3.89 (m,
 2H), 3.79 (d, J=8.2 Hz, 1H), 3.60-3.63 (m, 1H), 2.71 (s, 3H), 2.08 (s, 3H); ¹³C NMR
 25 (CHLOROFORM-*d*) δ: 172.2, 138.0, 137.3, 137.2, 128.6, 128.5, 128.5, 128.4, 128.1,
 128.0, 127.9, 127.9, 127.9, 127.8, 103.2, 83.2, 75.2, 74.1, 73.8, 73.7, 73.0, 72.4,
 70.1, 69.2, 61.2, 28.0, 22.2; LCMS (AP+): 1.99 min, 518.0 (M+H)⁺.

N-{[(1*S*,2*R*,3*R*,4*R*,5*S*)-2,3-bis(benzyloxy)-1-[(benzyloxy)methyl]-6,8-dioxabicyclo[3.2.1]oct-4-yl]-*N*-methylmethanesulfonamide (**I-o-2**)



To a stirred mixture of *N*-{[(1*S*,2*R*,3*R*,4*R*,5*S*)-2,3-bis(benzyloxy)-1-
 5 ((benzyloxy)methyl)-6,8-dioxabicyclo[3.2.1]octan-4-yl]methanesulfonamide (**1-n-4**)
 (19 mg, 0.035 mmol) and *N,N*-dimethylformamide (1.5 mL) was added sodium
 hydride (60% suspension in mineral oil) in one portion at room temperature and the
 mixture was stirred for 30 min. Iodomethane (16 mg, 0.11 mmol) was added in one
 portion at room temperature. The reaction mixture was stirred at room temperature
 10 for 16 hours and partitioned between ethyl acetate (3 mL), brine (2 mL), and water (2
 mL). The organic extract was washed with brine, dried over anhydrous magnesium
 sulfate, and concentrated under reduced pressure. The residue was purified on a
 silica gel column, eluting with a gradient from 10% to 50% of ethyl acetate in heptane
 to obtain the title product as a colorless gum (11 mg, 56%). ¹H NMR
 15 (CHLOROFORM-*d*) δ: 7.25-7.39 (m, 15H), 5.39 (d, *J*=0.8 Hz, 1H), 4.93 (d, *J*=11.7
 Hz, 1H), 4.80 (d, *J*=11.3 Hz, 1H), 4.58 (d, *J*=11.3 Hz, 1H), 4.45 (d, *J*=11.7 Hz, 1H),
 4.43 (d, *J*=11.7 Hz, 1H), 4.41 (d, *J*=11.7 Hz, 1H), 4.21 (d, *J*=3.5 Hz, 1H), 4.18 (d,
J=10.5 Hz, 1H), 3.98 (d, *J*=8.6 Hz, 1H), 3.87 (dd, *J*=10.5, 3.9 Hz, 1H), 3.82 (d, *J*=8.6
 Hz, 1H), 3.62 (d, *J*=8.2 Hz, 1H), 3.45 (d, *J*=9.0 Hz, 1H), 2.83 (s, 3H), 2.68 (s, 3H);
 20 ¹³C NMR (CHLOROFORM-*d*) δ: 138.1, 137.3, 136.8, 128.7, 128.5, 128.4, 128.4,
 128.1, 128.1, 128.0, 127.8, 104.6, 82.9, 74.9, 73.8, 73.5, 73.3, 71.6, 70.3, 69.4, 59.7,
 37.5, 29.5; LCMS (AP+): 2.08 min, 575.8 (M+Na)⁺.
 tert-butyl {[(1*S*,2*R*,3*R*,4*R*,5*S*)-2,3-bis(benzyloxy)-1-[(benzyloxy)methyl]-6,8-
 dioxabicyclo[3.2.1]oct-4-yl]methylcarbamate (**I-o-3**)



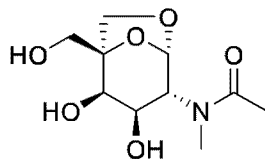
To a stirring solution of tert-butyl ((1S,2R,3R,4R,5S)-2,3-bis(benzyloxy)-1-
 [(benzyloxy)methyl]-6,8-dioxabicyclo[3.2.1]oct-4-yl)carbamate (**I-n-8**) (100 mg, 0.178
 mmol) in *N,N*-dimethylformamide (1.5 mL) was added sodium hydride (60%
 dispersion in mineral oil, 8.55 mg, 0.214 mmol) at room temperature. The reaction
 was stirred for 1 hour before the addition of iodomethane (0.055 mL, 0.89 mmol).

The reaction was allowed to stir overnight at room temperature. After 24 hours, the
 reaction was quenched with water and extracted three times ethyl acetate. The
 combined organic layers were washed with water, brine, dried over sodium sulfate,
 filtered and concentrated under reduced pressure. The crude material was purified
 using the CombiFlash Rf (RediSep 12g silica gel column) and eluting with a gradient
 of 0-100% ethyl acetate/dichloromethane yielding the title compound (78 mg, 76%).
 Method C: 3 minute run LRMS [M+Na = 598]. ¹H NMR (compound is a mixture of
 two rotamers ~1:1)

Rotamer 1: ¹H NMR (METHANOL-d₄) δ: 7.08-7.48 (m, 15H), 5.26 (s, 1H), 4.83-4.90
 (m, 1H), 4.73 (d, J=11.7 Hz, 1H), 4.47-4.58 (m, 3H), 4.36-4.47 (m, 2H), 4.21 (d, J=3.5
 Hz, 1H), 3.98 (dd, J=10.7, 3.3 Hz, 1H), 3.92 (d, J=8.2 Hz, 2H), 3.61 (d, J=7.8 Hz, 1H),
 3.47 (dd, J=8.6, 3.9 Hz, 1H), 2.75 (s, 3H), 1.42 (s, 9H)

Rotamer 2: ¹H NMR (METHANOL-d₄) δ: 7.08-7.48 (m, 15H), 5.21 (s, 1H), 4.83-4.90
 (m, 1H), 4.73 (d, J=11.7 Hz, 1H), 4.47-4.58 (m, 3H), 4.36-4.47 (m, 2H), 4.21 (d, J=3.5
 Hz, 1H), 3.98 (dd, J=10.7, 3.3 Hz, 1H), 3.92 (d, J=8.2 Hz, 2H), 3.61 (d, J=7.8 Hz, 1H),
 3.47 (dd, J=8.6, 3.9 Hz, 1H), 2.70 (s, 3H), 1.44-1.52 (m, 9H)

N-[(1S,2R,3R,4R,5S)-2,3-dihydroxy-1-(hydroxymethyl)-6,8-dioxabicyclo[3.2.1]oct-4-
 yl]-*N*-methylacetamide (**29**)



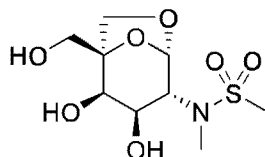
A mixture of *N*-((1*S*,2*R*,3*R*,4*R*,5*S*)-2,3-bis(benzyloxy)-1-((benzyloxy)methyl)-6,8-dioxabicyclo[3.2.1]octan-4-yl)-*N*-methylacetamide (**I-o-1**) (19 mg, 0.037 mmol), 1-methyl-1,4-cyclohexadiene (0.093 mL, 0.81 mmol), 10% Pd on activated carbon (20 mg), and 2-propanol (2.5 mL) was stirred at 80 °C for 3 hours. Water (0.2 ml) was added and the whole mixture was loaded on silica gel and dried on a rotary evaporator. The material was purified on a silica gel column, eluting with a gradient from 4% to 15% of methanol in dichloromethane gave the title compound as a colorless gum (4.3 mg, 47%). ¹H NMR (mixture of rotomers ~1:1)

Rotamer 1: ¹H NMR (METHANOL-*d*₄) δ: 5.20 (s, 1H), 4.65 (d, *J*=10.5 Hz, 1H), 4.02-4.09 (m, 1H), 3.89-3.98 (m, 2H), 3.84 (s, 1H), 3.78-3.82 (m, 1H), 3.68 (s, 1H), 3.11 (s, 3H), 2.15 (s, 3H)

Rotamer 2: ¹H NMR (METHANOL-*d*₄) δ: 5.37 (s, 1H), 4.02-4.09 (m, 1H), 3.89-3.98 (m, 3H), 3.84-3.87 (m, 1H), 3.79-3.83 (m, 1H), 3.71 (d, *J*=8.2 Hz, 1H), 2.98 (s, 3H), 2.15 (s, 3H)

¹³C NMR (METHANOL-*d*₄) δ: 175.4, 104.6, 85.8, 71.3, 69.7, 66.2, 62.3, 59.1, 28.8, 22.7; LCMS (ES⁻): 0.41 min, 246.2 (M-H)⁻.

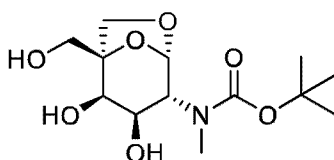
N-[(1*S*,2*R*,3*R*,4*R*,5*S*)-2,3-dihydroxy-1-(hydroxymethyl)-6,8-dioxabicyclo[3.2.1]oct-4-yl]-*N*-methylmethanesulfonamide (**30**)



A mixture of *N*-((1*S*,2*R*,3*R*,4*R*,5*S*)-2,3-bis(benzyloxy)-1-((benzyloxy)methyl)-6,8-dioxabicyclo[3.2.1]octan-4-yl)-*N*-methylmethanesulfonamide (**I-o-2**) (11 mg, 0.020 mmol), 1-methyl-1,4-cyclohexadiene (0.093 mL, 0.81 mmol), 10% Pd on activated carbon (20 mg), and 2-propanol (2.5 mL) was stirred at 80 °C for 3 hours. Water (0.2 ml) was added and the whole mixture was loaded on silica gel and dried on a rotary evaporator. Chromatography on a silica gel column, eluting with a gradient from 4% to 15% of methanol in dichloromethane gave the title compound as a colorless gum

(2.9 mg, 51%). ^1H NMR (METHANOL- d_4) δ : 5.26 (d, $J=1.2$ Hz, 1H), 4.00-4.05 (m, 1H), 3.92-3.96 (m, 1H), 3.89-3.91 (m, 1H), 3.84 (d, $J=1.2$ Hz, 1H), 3.77-3.83 (m, 2H), 3.68 (d, $J=7.8$ Hz, 1H), 3.35 (s, 3H), 2.93 (s, 3H); ^{13}C NMR (METHANOL- d_4) δ : 106.1, 85.5, 71.5, 69.7, 65.9, 62.6, 62.2, 37.8, 30.4; LCMS (ES-): 0.42 min, 282.0 (M-H).

tert-butyl [(1*S*,2*R*,3*R*,4*R*,5*S*)-2,3-dihydroxy-1-(hydroxymethyl)-6,8-dioxabicyclo[3.2.1]oct-4-yl]methylcarbamate (**31**)



To a solution of tert-butyl [(1*S*,2*R*,3*R*,4*R*,5*S*)-2,3-bis(benzyloxy)-1-[(benzyloxy)methyl]-6,8-dioxabicyclo[3.2.1]oct-4-yl]methylcarbamate (**1-o-3**) (75 mg, 0.13 mmol) in 2-propanol (1.0 mL) and tetrahydrofuran (0.5 mL) in a 5 mL microwave vial was added 1-methyl-1,4-cyclohexadiene (0.18 mL, 1.56 mmol) followed by the addition of 10% palladium on carbon (50% wet wt/wt., 20.0 mg). The vial was sealed and heated to 80°C for 4 hours. After 4 hours, the TLC (10% methanol/dichloromethane) showed that the reaction was not complete but there was formation of the desired product. An additional 1-methyl-1,4-cyclohexadiene (0.18 mL, 1.6 mmol) was added and the reaction was resealed and heated to 80°C overnight (18 hours). After 22 total hours, the reaction was diluted with methanol and filtered through a Life Sciences Acrodisc 25mm syringe filter. The filtrate was concentrated under reduced pressure. The crude material was purified using the CombiFlash Rf (RediSep 4g silica gel column) and eluting with a gradient of 0-20% methanol/dichloromethane yielding the title compound (29.0 mg, 73%) as a solid.

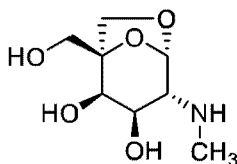
Method C: 3 minute run

LRMS [$\text{M}+\text{Na}$ = 328]. Compound is a mixture of two rotamers ~1:1:

Rotamer 1: ^1H NMR (METHANOL- d_4) δ : 5.22 (br. s., 1H), 4.19 (d, $J=10.6$ Hz, 1H), 4.00 (d, $J=10.6$ Hz, 1H), 3.90-3.95 (m, 2H), 3.77-3.82 (m, 2H), 3.67 (d, $J=7.6$ Hz, 1H), 2.94 (s, 3H), 1.47 (s, 9H)

Rotamer 2: ^1H NMR (METHANOL- d_4) δ : 5.21 (br. s., 1H), 4.05-4.10 (m, 1H), 4.00 (d, $J=10.6$ Hz, 1H), 3.90-3.95 (m, 2H), 3.77-3.82 (m, 2H), 3.67 (d, $J=7.6$ Hz, 1H), 2.94 (s, 3H), 1.47 (s, 9H)

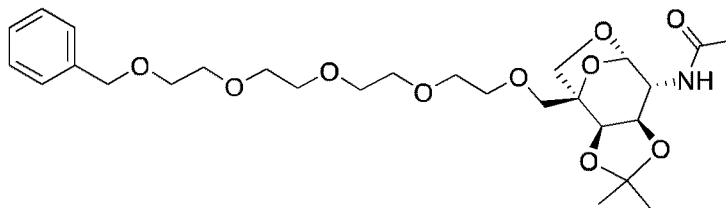
(1*S*,2*R*,3*R*,4*R*,5*S*)-1-(hydroxymethyl)-4-(methylamino)-6,8-dioxabicyclo[3.2.1]octane-2,3-diol hydrochloride (**32**)



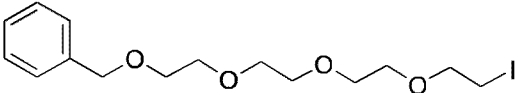
To a solution of tert-butyl [(1*S*,2*R*,3*R*,4*R*,5*S*)-2,3-dihydroxy-1-(hydroxymethyl)-6,8-dioxabicyclo[3.2.1]oct-4-yl]methylcarbamate (**31**) (25.3 mg, 0.0829 mmol) in dichloromethane (5.0 mL) was added 4.0M hydrogen chloride in dioxane (0.518 mL, 2.07 mmol) and the reaction was allowed to stir for 48 hours at room temperature. After 48 hours, the reaction was concentrated under reduced pressure.

The crude material was washed with ethyl acetate (5 mL) which created a solid and diluted with heptane (10 mL) and concentrated under reduced pressure yielding the title compound as a solid (30.0 mg, 130%). Method C: 3 minute run LRMS [$M+1 = 206$]. ^1H NMR (METHANOL- d_4) δ : 5.63 (s, 1H), 3.90-3.97 (m, 3H), 3.84 (s, 2H), 3.78 (d, $J=8.2$ Hz, 1H), 3.10-3.20 (m, 1H), 2.84 (s, 3H)

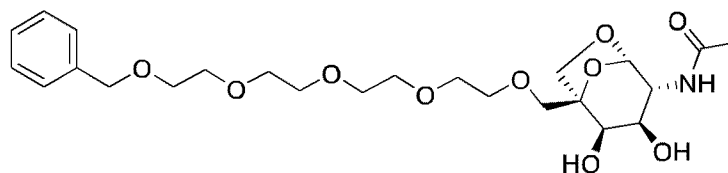
N-[(1*S*,2*R*,6*R*,7*R*,8*S*)-4,4-dimethyl-1-(15-phenyl-2,5,8,11,14-pentaoxapentadec-1-yl)-3,5,9,11-tetraoxatricyclo[6.2.1.0~2,6~]undec-7-yl]acetamide (**I-e-3**)



To a solution of *N*-[(1*S*,2*R*,6*R*,7*R*,8*S*)-1-(hydroxymethyl)-4,4-dimethyl-3,5,9,11-tetraoxatricyclo[6.2.1.0~2,6~]undec-7-yl]acetamide (**I-e-1**) (1200 mg, 4.39 mmol) and 13-iodo-1-phenyl-2,5,8,11-

tetraoxatridecane  (see Synthetic Metals, **162**(23), 2163-2170; 2012; 7000 mg, 17.76 mmol) in dichloromethane (30.0 mL) was added tetrabutylammonium hydrogen sulfate (2290 mg, 6.60 mmol) followed by the addition of 12.5M Sodium hydroxide aqueous (30.0 mL, 380 mmol). The reaction was allowed to stir at room temperature for 64 hours. After 64 hours, the reaction was diluted with water and dichloromethane. The layers were separated and the aqueous layer was extracted two additional times with dichloromethane. The combined organic layers were washed with 1N hydrochloric acid, dried over magnesium sulfate, filtered and concentrated under reduced pressure. The resulting crude material was added ethyl acetate (50 mL) and stirred for 30 minutes. The resulting precipitate was filtered. The filtrate was concentrated under reduced pressure. The crude material was purified using the CombiFlash Rf (ISCO RediSep Gold 80g silica gel column) and eluting with a gradient of 0-100% ethyl acetate/heptane immediately followed by eluting with a gradient of 0-20% methanol/dichloromethane yielding the title compound (1267 mg, 53.5%). Method C: 1.5 minute run LRMS [M+Na = 562]. ¹H NMR (METHANOL-d₄) δ: 7.13-7.45 (m, 5H), 5.22 (d, J=1.6 Hz, 1H), 4.55 (s, 2H), 4.30 (d, J=5.9 Hz, 1H), 4.15 (t, J=6.4 Hz, 1H), 3.89-3.97 (m, 2H), 3.85 (d, J=7.8 Hz, 1H), 3.73-3.79 (m, 2H), 3.58-3.71 (m, 16H), 1.98 (s, 3H), 1.48 (s, 3H), 1.33 (s, 3H)

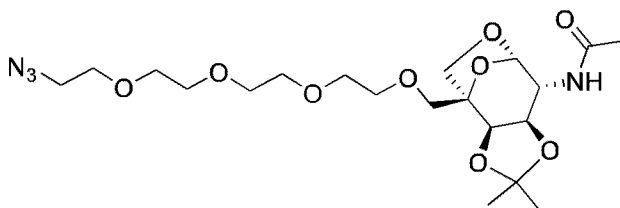
N-[(1*S*,2*R*,3*R*,4*R*,5*S*)-2,3-dihydroxy-1-(15-phenyl-2,5,8,11,14-pentaoxapentadec-1-yl)-6,8-dioxabicyclo[3.2.1]oct-4-yl]acetamide (**33**)



A solution of *N*-[(1*S*,2*R*,6*R*,7*R*,8*S*)-4,4-dimethyl-1-(15-phenyl-2,5,8,11,14-pentaoxapentadec-1-yl)-3,5,9,11-tetraoxatricyclo[6.2.1.0^{2,6}]undec-7-yl]acetamide (**I-e-3**) (60.0 mg, 0.11 mmol) in acetic acid (4.0 mL), methanol (1.0 mL) and water (1.0 mL) was heated to 70°C overnight. After 18 hours, the reaction was cooled to

room temperature and concentrated under reduced pressure. The crude material was diluted with toluene and concentrated under reduced pressure. The crude material was diluted with toluene a second time and concentrated under reduced pressure. The crude material was purified using the CombiFlash Rf (RediSep 4g Gold silica gel column) and eluting with a gradient of 0-20% methanol/dichloromethane yielding the title compound as a gum (42.5 mg, 77%). Method C: 3 minute run LRMS [M+1 = 500]. ¹H NMR (METHANOL-d₄) δ: 7.14-7.45 (m, 5H), 5.21 (s, 1H), 4.55 (s, 2H), 3.92-4.01 (m, 2H), 3.88 (d, J=4.3 Hz, 1H), 3.77 (d, J=7.8 Hz, 1H), 3.70 (dd, J=9.8, 3.9 Hz, 1H), 3.58-3.68 (m, 18H), 1.98 (s, 3H)

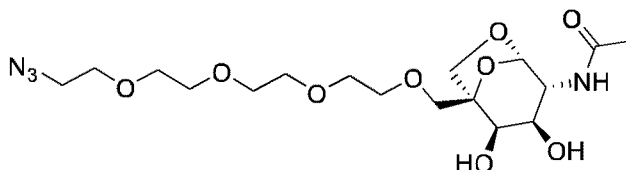
10 *N*-[(1*S*,2*R*,6*R*,7*R*,8*S*)-1-(13-azido-2,5,8,11-tetraoxatridec-1-yl)-4,4-dimethyl-3,5,9,11-tetraoxatricyclo[6.2.1.0~2,6~]undec-7-yl]acetamide (**I-e-2**)



To a stirred solution of *N*-[(1*S*,2*R*,6*R*,7*R*,8*S*)-1-(hydroxymethyl)-4,4-dimethyl-3,5,9,11-tetraoxatricyclo[6.2.1.0~2,6~]undec-7-yl]acetamide (**I-e-1**) (10.0g, 36.59 mmol, 1.0 eq) in *N,N*-dimethylformamide (200 ml) was added potassium hydroxide (8.21 g, 146.37mmol, 4eq) at 5°C(ice/water). After addition, the reaction mixture was stirred at 5°C for 30 min. Then 1-azido-2-{2-[2-(2-iodoethoxy)ethoxy]ethoxy}ethane (36.13 g, 109.78 mmol, 3.0 eq) was added to the reaction mixture at 5°C(ice/water). The reaction mixture was stirred at 5°C(ice/water) for 30 minutes and the reaction mixture was heated to 27°C and stirred at 27°C for 18 hours. After 18 hours, the reaction mixture was poured into ice/water and extracted three times with dichloromethane (400ml). The combined organic layers were washed three times with water (400 ml), brine(500ml), dried over sodium sulfate, filtered and concentrated to give crude product. The crude product was purified by silica gel chromatography eluted with dichloromethane: methanol =100:1-40:1 to the title compound (10.0 g, 57.6%) as colorless oil. Method C: 3 minute run LRMS [M+45 (formic acid) = 519]. ¹H NMR (METHANOL-d₄) δ: 5.23 (d, J=2.0 Hz, 1H), 4.31 (d,

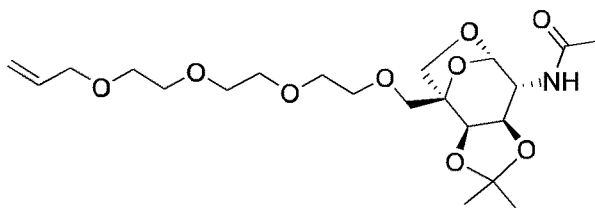
J=5.9 Hz, 1H), 4.16 (t, J=6.6 Hz, 1H), 3.93-3.97 (m, 1H), 3.90-3.93 (m, J=2.0 Hz, 1H), 3.86 (d, J=7.8 Hz, 1H), 3.78 (d, J=3.9 Hz, 1H), 3.75 (d, J=1.6 Hz, 1H), 3.61-3.71 (m, 14H), 3.37 (t, J=4.9 Hz, 2H), 1.98 (s, 3H), 1.49 (s, 3H), 1.34 (s, 3H)

5 N-[(1*S*,2*R*,3*R*,4*R*,5*S*)-1-(13-azido-2,5,8,11-tetraoxatridec-1-yl)-2,3-dihydroxy-6,8-dioxabicyclo[3.2.1]oct-4-yl]acetamide (**34**)

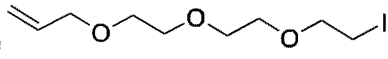


A solution of N-[(1*S*,2*R*,6*R*,7*R*,8*S*)-1-(13-azido-2,5,8,11-tetraoxatridec-1-yl)-4,4-dimethyl-3,5,9,11-tetraoxatricyclo[6.2.1.0~2,6~]undec-7-yl]acetamide (**I-e-2**) (82.0
10 mg, 0.17 mmol) in acetic acid (6.0 mL), methanol (1.45 mL) and water (1.45 mL) was heated to 70°C overnight. After 18 hours, the reaction was cooled to room temperature and concentrated under reduced pressure. The crude material was diluted with toluene and concentrated under reduced pressure. The crude material was diluted with toluene a second time and concentrated under reduced pressure.
15 The crude material was purified using the CombiFlash Rf (RediSep 4g Gold silica gel column) and eluting with a gradient of 0-20% methanol/dichloromethane yielding the title compound as an oil (43.3 mg, 58%). Method C: 3 minute run LRMS [M-1 = 433]. ¹H NMR (METHANOL-*d*₄) δ: 5.21 (d, J=0.8 Hz, 1H), 3.98 (d, J=9.8 Hz, 1H), 3.94 (d, J=9.8 Hz, 1H), 3.89 (d, J=4.3 Hz, 1H), 3.78 (d, J=7.8 Hz, 1H), 3.72 (dd, J=10.1, 4.3 Hz, 1H), 3.61-3.69 (m, 16H), 3.38 (t, J=4.9 Hz, 2H), 1.99 (s, 3H)
20

N-[(1*S*,2*R*,6*R*,7*R*,8*S*)-4,4-dimethyl-1-(2,5,8,11-tetraoxatetradec-13-en-1-yl)-3,5,9,11-tetraoxatricyclo[6.2.1.0~2,6~]undec-7-yl]acetamide (**I-e-4**)



To a solution of N-[(1*S*,2*R*,6*R*,7*R*,8*S*)-1-(hydroxymethyl)-4,4-dimethyl-3,5,9,11-tetraoxatricyclo[6.2.1.0~2,6~]undec-7-yl]acetamide (**I-e-1**) (50.0 mg, 0.18 mmol) and

3-{2-[2-(2-iodoethoxy)ethoxy]ethoxy}prop-1-ene  (see Organic Letters, **5**(11), 1887-1890; 2003, 139.0 mg, 0.463 mmol) in dichloromethane

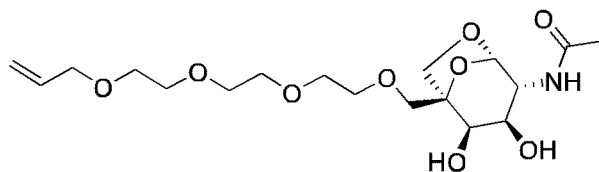
(1.5 mL) was added tetrabutylammonium hydrogen sulfate (95.3 mg, 0.275 mmol) followed by the addition of 12.5M sodium hydroxide aqueous (0.75 mL, 9.4 mmol). The reaction was allowed to stir at room temperature overnight. After 18 hours, the reaction was diluted with water and dichloromethane. The layers were separated and the aqueous layer was extracted two additional times with

dichloromethane. The combined organic layers were washed with 1N hydrochloric acid, water, dried over magnesium sulfate, filtered and concentrated under reduced pressure. The resulting crude material was diluted with ethyl acetate (5 mL) and the resulting precipitate was stirred at room temperature for 30 minutes. The precipitate was filtered and the filter cake was washed with ethyl acetate (2 x 5 mL). The filtrate

was concentrated under reduced pressure. The crude material was purified using the CombiFlash Rf (ISCO RediSep Gold 4g silica gel column) and eluting with a gradient of 0-100% ethyl acetate/heptane. The column was then eluted with a gradient of 0-20% methanol/dichloromethane yielding the title compound (13.6 mg, 17%). Method

C: 1.5 minute run LRMS [M+Na = 468]. ¹H NMR (METHANOL-*d*₄) δ: 5.92 (ddt, J=16.8, 10.9, 5.7 Hz, 1H), 5.28 (dd, J=17.4, 1.4 Hz, 1H), 5.23 (d, J=1.6 Hz, 1H), 5.16 (dd, J=10.3, 1.0 Hz, 1H), 4.31 (d, J=5.9 Hz, 1H), 4.15 (t, J=6.4 Hz, 1H), 4.02 (d, J=5.5 Hz, 2H), 3.89-3.97 (m, 2H), 3.86 (d, J=7.8 Hz, 1H), 3.73-3.80 (m, 2H), 3.56-3.72 (m, 12H), 1.98 (s, 3H), 1.49 (s, 3H), 1.34 (s, 3H).

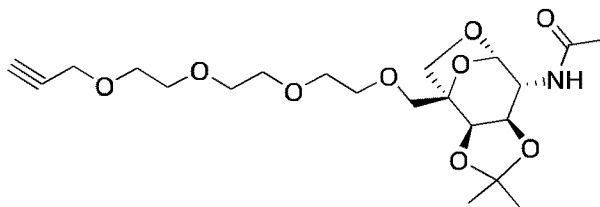
N-[(1*S*,2*R*,3*R*,4*R*,5*S*)-2,3-dihydroxy-1-(2,5,8,11-tetraoxatetradec-13-en-1-yl)-6,8-dioxabicyclo[3.2.1]oct-4-yl]acetamide (**35**)



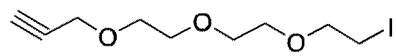
A solution of N-[(1*S*,2*R*,6*R*,7*R*,8*S*)-4,4-dimethyl-1-(2,5,8,11-tetraoxatetradec-13-en-1-yl)-3,5,9,11-tetraoxatricyclo[6.2.1.0~2,6~]undec-7-yl]acetamide (**I-e-4**) (13.0 mg,

0.029 mmol) in acetic acid (1.0 mL), methanol (0.25 mL) and water (0.25 mL) was heated to 70°C overnight. After 18 hours, the reaction was cooled to room temperature and concentrated under reduced pressure. The crude material was diluted with toluene and concentrated under reduced pressure. The crude material was diluted with toluene a second time and concentrated under reduced pressure. The crude material was purified using the CombiFlash Rf (RediSep 4g Gold silica gel column) and eluting with a gradient of 0-20% methanol/dichloromethane yielding the title compound (6.5 mg, 55%). Method C: 3 minute run LRMS [M+1 = 406]. ¹H NMR (METHANOL-d₄) δ: 5.80-6.09 (m, 1H), 5.28 (dd, J=17.2, 1.6 Hz, 1H), 5.21 (d, J=0.8 Hz, 1H), 5.16 (dd, J=10.5, 1.2 Hz, 1H), 4.02 (d, J=5.5 Hz, 2H), 3.98 (d, J=9.8 Hz, 1H), 3.95 (d, J=10.1 Hz, 1H), 3.89 (d, J=3.9 Hz, 1H), 3.78 (d, J=8.2 Hz, 1H), 3.71 (dd, J=10.0, 4.5 Hz, 1H), 3.57-3.68 (m, 14H), 1.99 (s, 3H).

N-[(1*S*,2*R*,6*R*,7*R*,8*S*)-4,4-dimethyl-1-(2,5,8,11-tetraoxatetradec-13-yn-1-yl)-3,5,9,11-tetraoxatricyclo[6.2.1.0~2,6~]undec-7-yl]acetamide (**I-e-5**)



To a solution of N-[(1*S*,2*R*,6*R*,7*R*,8*S*)-4,4-dimethyl-1-(15-phenyl-2,5,8,11,14-pentaoxapentadec-1-yl)-3,5,9,11-tetraoxatricyclo[6.2.1.0~2,6~]undec-7-yl]acetamide (**I-e-1**) (100.0 mg, 0.366 mmol) and 3-{2-[2-(2-iodoethoxy)ethoxy]ethoxy}prop-1-yne



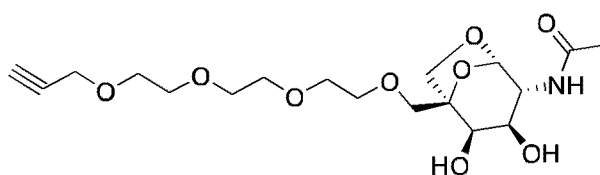
(see Synthesis, (**10**), 1639-1644; 2010, 425.0 mg, 1.43

mmol) in dichloromethane (3 mL) was added tetrabutylammonium hydrogen sulfate (191 mg, 0.550 mmol) followed by the addition of 12.5M sodium hydroxide aqueous (1.5 mL, 19 mmol). The reaction was allowed to stir at room temperature overnight.

After 18 hours, the reaction was diluted with water and dichloromethane. The layers were separated and the aqueous layer was extracted two additional times with dichloromethane. The combined organic layers were washed with 1N hydrochloric acid, water, dried over magnesium sulfate, filtered and concentrated under reduced

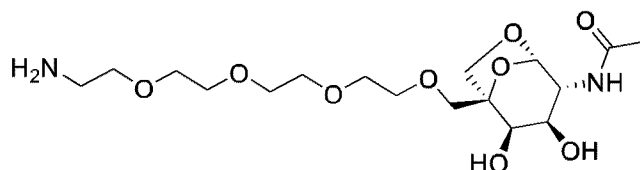
pressure. The resulting crude material was diluted with ethyl acetate (20 mL) and the resulting precipitate was stirred at room temperature for 30 minutes. The precipitate was filtered and the filter cake was washed with ethyl acetate (2 x 15 mL). The filtrate was concentrated under reduced pressure. The crude material was purified using the CombiFlash Rf (ISCO RediSep Gold 12g silica gel column) and eluting with a gradient of 0-100% ethyl acetate/heptane. The column was then eluted with a gradient of 0-20% methanol/dichloromethane yielding the title compound (70.0 mg, 43%). Method C: 1.5 minute run LRMS [M+Na = 466]. ¹H NMR (METHANOL-d₄) δ: 5.23 (d, J=1.6 Hz, 1H), 4.31 (d, J=5.9 Hz, 1H), 4.19 (d, J=2.3 Hz, 2H), 4.16 (t, J=6.4 Hz, 1H), 3.90-3.97 (m, 2H), 3.86 (d, J=7.8 Hz, 1H), 3.74-3.79 (m, 2H), 3.60-3.72 (m, 12H), 2.85 (t, J=2.3 Hz, 1H), 1.98 (s, 3H), 1.49 (s, 3H), 1.34 (s, 3H)

N-[(1*S*,2*R*,3*R*,4*R*,5*S*)-2,3-dihydroxy-1-(2,5,8,11-tetraoxatetradec-13-yn-1-yl)-6,8-dioxabicyclo[3.2.1]oct-4-yl]acetamide (**36**)



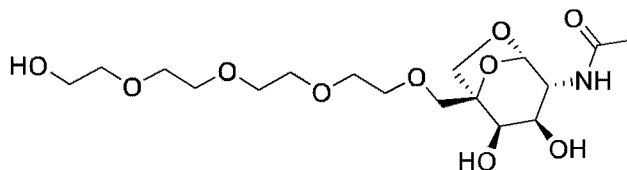
A solution of N-[(1*S*,2*R*,6*R*,7*R*,8*S*)-4,4-dimethyl-1-(2,5,8,11-tetraoxatetradec-13-yn-1-yl)-3,5,9,11-tetraoxatricyclo[6.2.1.0~2,6~]undec-7-yl]acetamide (**1-e-5**) (70.0 mg, 0.16 mmol) in acetic acid (4.0 mL), methanol (1.0 mL), and water (1.0 mL) was heated to 70°C overnight. After 18 hours, the reaction was cooled to room temperature and concentrated under reduced pressure. The crude material was diluted with toluene and concentrated under reduced pressure. The crude material was diluted with toluene a second time and concentrated under reduced pressure. The crude material was purified using the CombiFlash Rf (RediSep 4g Gold silica gel column) and eluting with a gradient of 0-20% methanol/dichloromethane yielding the title compound as a gum (57.6 mg, 90%). Method C: 3 minute run LRMS [M+1 = 404]. ¹H NMR (METHANOL-d₄) δ: 5.22 (s, 1H), 4.19 (d, J=1.8 Hz, 2H), 3.98 (d, J=10.0 Hz, 1H), 3.94 (d, J=10.0 Hz, 1H), 3.89 (d, J=4.1 Hz, 1H), 3.78 (d, J=8.2 Hz, 1H), 3.71 (dd, J=10.0, 4.1 Hz, 1H), 3.60-3.69 (m, 14H), 2.86 (s, 1H), 1.99 (s, 3H)

N-[(1*S*,2*R*,3*R*,4*R*,5*S*)-1-(13-amino-2,5,8,11-tetraoxatridec-1-yl)-2,3-dihydroxy-6,8-dioxabicyclo[3.2.1]oct-4-yl]acetamide (**37**)



A solution of N-[(1*S*,2*R*,3*R*,4*R*,5*S*)-1-(13-azido-2,5,8,11-tetraoxatridec-1-yl)-2,3-dihydroxy-6,8-dioxabicyclo[3.2.1]oct-4-yl]acetamide (**34**) (40.0 mg, 0.092 mmol) in ethanol (2 mL) was passed through the H-cube (conditions: catalyst (10% palladium on carbon (30x4 mm), flow rate: 1 mL/min., temperature: room temperature, pressure = Full H₂). After passing through the H-cube, the solution was collected and concentrated under reduced pressure yielding the title compound as a gum (17.2 mg, 46%). Method C: 3 minute run LRMS [M+1 = 409]. ¹H NMR (METHANOL-d₄) δ: 5.21 (s, 1H), 3.92-4.00 (m, 2H), 3.89 (d, J=3.9 Hz, 1H), 3.78 (d, J=8.2 Hz, 1H), 3.69-3.74 (m, 1H), 3.61-3.69 (m, 14H), 3.56 (t, J=5.1 Hz, 2H), 2.85 (t, J=5.1 Hz, 2H), 1.99 (s, 3H)

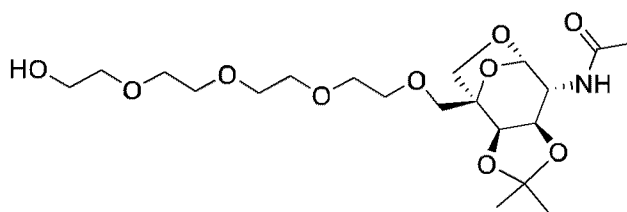
N-[(1*S*,2*R*,3*R*,4*R*,5*S*)-2,3-dihydroxy-1-(13-hydroxy-2,5,8,11-tetraoxatridec-1-yl)-6,8-dioxabicyclo[3.2.1]oct-4-yl]acetamide (**38**)



N-[(1*S*,2*R*,3*R*,4*R*,5*S*)-2,3-dihydroxy-1-(15-phenyl-2,5,8,11,14-pentaoxapentadec-1-yl)-6,8-dioxabicyclo[3.2.1]oct-4-yl]acetamide (**33**) (43 mg, 0.086 mmol) was dissolved in methanol (2 mL) was passed through the H-cube (conditions: catalyst (20% palladium hydroxide carbon (30x4 mm), flow rate: 1 mL/min., temperature: 60C, pressure = Full H₂). After passing through the H-cube, the solution was collected and concentrated under reduced pressure yielding the title compound (32.2 mg, 91%). ¹H NMR (METHANOL-d₄) δ: 5.21 (s, 1H), 3.98 (d, J=9.4 Hz, 1H), 3.95 (d, J=10.1 Hz, 1H), 3.89 (d, J=4.3 Hz, 1H), 3.78 (d, J=8.2 Hz, 1H), 3.71 (dd, J=9.8, 4.3 Hz, 1H),

3.61-3.69 (m, 16H), 3.54-3.59 (m, 2H), 1.99 (s, 3H). ^{13}C NMR (METHANOL- d_4) δ : 174.1, 102.6, 84.3, 73.8, 72.5, 71.7, 71.7(2), 71.6, 71.5, 71.4, 70.5, 70.2, 69.0, 62.4, 56.4, 22.7

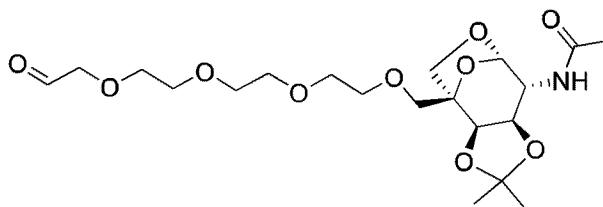
5 *N*-[(1*S*,2*R*,6*R*,7*R*,8*S*)-1-(13-hydroxy-2,5,8,11-tetraoxatridec-1-yl)-4,4-dimethyl-3,5,9,11-tetraoxatricyclo[6.2.1.0~2,6~]undec-7-yl]acetamide (**I-e-6**)



10 *N*-[(1*S*,2*R*,6*R*,7*R*,8*S*)-4,4-dimethyl-1-(15-phenyl-2,5,8,11,14-pentaoxapentadec-1-yl)-3,5,9,11-tetraoxatricyclo[6.2.1.0~2,6~]undec-7-yl]acetamide (**I-e-3**) (2.897 g, 5.37 mmol) was dissolved in methanol (150 mL) was passed through the H-cube (conditions: catalyst (10% palladium on carbon (30x4 mm), flow rate: 1 mL/min., temperature: 60°C, pressure = Full H₂). After passing through the H-cube, the solution was collected and concentrated under reduced pressure yielding the title compound as a gum (2.5g, 100%). Method C: 1.5 minute run LRMS [$M+1 = 450$].

15 ^1H NMR (METHANOL- d_4) δ : 5.23 (d, $J=1.6$ Hz, 1H), 4.31 (d, $J=5.9$ Hz, 1H), 4.16 (t, $J=6.4$ Hz, 1H), 3.89-3.97 (m, 2H), 3.86 (d, $J=7.8$ Hz, 1H), 3.74-3.80 (m, 2H), 3.60-3.71 (m, 14H), 3.53-3.59 (m, 2H), 1.98 (s, 3H), 1.49 (s, 3H), 1.34 (s, 3H)

N-[(1*S*,2*R*,6*R*,7*R*,8*S*)-4,4-dimethyl-1-(13-oxo-2,5,8,11-tetraoxatridec-1-yl)-3,5,9,11-tetraoxatricyclo[6.2.1.0~2,6~]undec-7-yl]acetamide (**I-e-6a**)

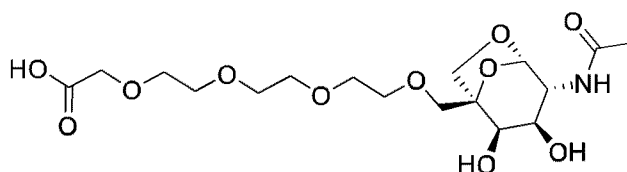


20

To a solution of *N*-[(1*S*,2*R*,6*R*,7*R*,8*S*)-1-(13-hydroxy-2,5,8,11-tetraoxatridec-1-yl)-4,4-dimethyl-3,5,9,11-tetraoxatricyclo[6.2.1.0~2,6~]undec-7-yl]acetamide (**I-e-6**) (175 mg,

0.389 mmol) in dichloromethane (5.0 mL) was added Dess-Martin reagent (354 mg, 0.584 mmol) which resulted in a mixture. After ~30 minutes, the reaction became almost homogeneous. After 3 hours, the reaction mixture was diluted with dichloromethane and filtered through a plug of celite and washed with dichloromethane. The filtrate was concentrated under reduced pressure. The crude material was purified using the CombiFlash Rf (RediSep 24g gold silica gel column) and eluting with a gradient of 0-20% methanol/dichloromethane. The tubes containing the desired product were concentrated under reduced pressure. The resulting material was diluted with dichloromethane (4 mL) and diluted with ethyl ether (10mL) which resulted in a white precipitate. The solution was decanted and the solid was diluted with dichloromethane (2 mL) and ethyl ether (8 mL) and decanted a second time. The decanted solution was passed through a Life Science Acrodisc 25 mm syringe filter with 0.45 um Nylon membrane. The collected solution was concentrated under reduced pressure yielding the title compound as a gum (65.0 mg, 37%). Method C: 3 minute run LRMS [M+1 = 448]. ¹H NMR (CHLOROFORM-d) δ: 9.74 (s, 1H), 5.63 (d, J=9.0 Hz, 1H), 5.34 (d, J=1.6 Hz, 1H), 4.23 (d, J=5.9 Hz, 1H), 4.17 (s, 2H), 4.09-4.15 (m, 1H), 4.01 (t, J=6.2 Hz, 1H), 3.97 (d, J=10.1 Hz, 1H), 3.77-3.85 (m, 3H), 3.68-3.76 (m, 5H), 3.61-3.68 (m, 7H), 2.03 (s, 3H), 1.56 (s, 3H), 1.36 (s, 3H).

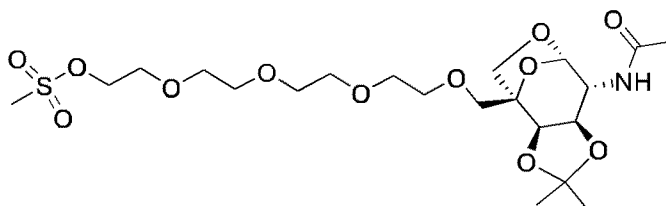
1-[(1*S*,2*R*,3*R*,4*R*,5*S*)-4-(acetylamino)-2,3-dihydroxy-6,8-dioxabicyclo[3.2.1]oct-1-yl]-2,5,8,11-tetraoxatridecan-13-oic acid (**38A**)



To a solution of *N*-[(1*S*,2*R*,6*R*,7*R*,8*S*)-4,4-dimethyl-1-(13-oxo-2,5,8,11-tetraoxatridec-1-yl)-3,5,9,11-tetraoxatricyclo[6.2.1.0~2,6~]undec-7-yl]acetamide (**1-e-6a**) (60.0 mg, 0.13 mmol) in tetrahydrofuran/*t*-butanol (1.5 mL/1.5 mL) was treated with 2-methyl-2-butene (1.0 mL) followed by a solution of sodium chlorite (169.4 mg, 2.01 mmol) and sodium phosphate (250.0 mg, 2.58 mmol) (monobasic and monohydrate, 250 mg, 2.58 mmol) in water (1.5 mL) via glass pipet. The reaction was allowed to stir at room temperature for 24 hours. After 24 hours, the reaction mixture was poured into

water and extracted with ethyl acetate (three times). The organic layer was discarded. The aqueous layers were concentrated under reduced pressure and the resulting crude was dissolved in methanol (10 mL) and dichloromethane (100 mL) and the resulting mixture was filtered. The filtrate was concentrated under reduced pressure. The resulting material was dissolved in methanol (5 mL) and dichloromethane (50 mL) and the resulting mixture was filtered. The filtrate was purified using the CombiFlash Rf (RediSep 4g silica gel column) and eluting with a gradient of 0-100% methanol/dichloromethane yielding the title compound as a gum as a sodium salt (40 mg, None, 67%). LRMS [M+1 = 424]; ¹H NMR (METHANOL-d₄) δ: 5.24 (s, 1H), 4.14 (s, 2H), 3.97 (d, J=10.1 Hz, 2H), 3.90 (d, J=3.9 Hz, 1H), 3.81 (d, J=7.8 Hz, 1H), 3.63-3.77 (m, 15H), 2.01 (s, 3H)

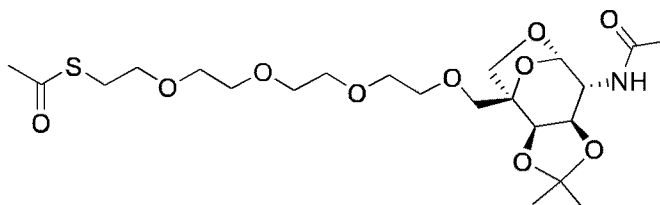
1-[(1*S*,2*R*,6*R*,7*R*,8*S*)-7-(acetylamino)-4,4-dimethyl-3,5,9,11-tetraoxatricyclo[6.2.1.0~2,6~]undec-1-yl]-2,5,8,11-tetraoxatridecan-13-yl methanesulfonate (**I-e-7**)



To a solution of 1-[(1*S*,2*R*,6*R*,7*R*,8*S*)-7-(acetylamino)-4,4-dimethyl-3,5,9,11-tetraoxatricyclo[6.2.1.0~2,6~]undec-1-yl]-2,5,8,11-tetraoxatridecan-13-yl methanesulfonate (**I-e-6**) (1117 mg, 2.49 mmol) in dichloromethane (12.4 mL) was added triethylamine (1.05 mL, 7.45 mmol) and cooled to 0°C using an ice bath followed by the addition of methane sulfonyl chloride (0.232 mL, 2.98 mmol). The reaction was allowed to warm slowly to room temperature and stirred at room temperature for 1.5 hours. After 1.5 hours, the reaction was quenched with water and extracted. The layers were separated and the aqueous layer was extracted an additional time with dichloromethane. The combined organic layers were washed with brine, dried over magnesium sulfate, filtered and concentrated under reduced pressure yielding the title compound which was carried on crude (1300.0 mg,

99.2%). Method C: 3 minute run LRMS [M+Na = 550]. ¹H NMR (METHANOL-d₄) δ: 5.23 (d, J=2.0 Hz, 1H), 4.34-4.40 (m, 2H), 4.31 (d, J=5.9 Hz, 1H), 4.15 (t, J=6.4 Hz, 1H), 3.89-3.97 (m, 2H), 3.86 (d, J=7.8 Hz, 1H), 3.72-3.81 (m, 4H), 3.59-3.71 (m, 12H), 3.11 (s, 3H), 1.98 (s, 3H), 1.48 (s, 3H), 1.34 (s, 3H)

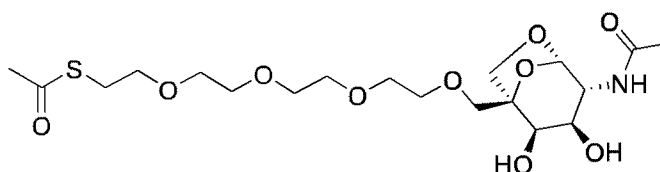
5 *S*-{1-[(1*S*,2*R*,6*R*,7*R*,8*S*)-7-(acetylamino)-4,4-dimethyl-3,5,9,11-tetraoxatricyclo[6.2.1.0~2,6~]undec-1-yl]-2,5,8,11-tetraoxatridecan-13-yl} ethanethioate (**1-e-8**)



To a solution of 1-[(1*S*,2*R*,6*R*,7*R*,8*S*)-7-(acetylamino)-4,4-dimethyl-3,5,9,11-tetraoxatricyclo[6.2.1.0~2,6~]undec-1-yl]-2,5,8,11-tetraoxatridecan-13-yl methanesulfonate (**1-e-7**) (125.0 mg, 0.237 mmol) in *N,N*-dimethylformamide (2 mL) was added potassium thioacetate (135 mg, 1.18 mmol) and the reaction was stirred at room temperature for 64 hours. After 64 hours, the reaction was diluted with water and extracted with ethyl acetate three times. The combined organic layers washed with brine, dried over sodium sulfate, filtered and concentrated under reduced pressure. The crude material was purified using the CombiFlash Rf (RediSep 4g silica gel column) and eluting with a gradient of 0-20% methanol/dichloromethane yielding the title compound as a gum (95.2 mg, 79.2%). Method C: 3 minute run LRMS [M+Na = 530]. ¹H NMR (METHANOL-d₄) δ: 5.23 (d, J=1.6 Hz, 1H), 4.31 (d, J=5.9 Hz, 1H), 4.16 (t, J=6.4 Hz, 1H), 3.90-3.97 (m, 2H), 3.86 (d, J=7.8 Hz, 1H), 3.74-3.79 (m, 2H), 3.55-3.72 (m, 14H), 3.08 (t, J=6.6 Hz, 2H), 2.32 (s, 3H), 1.98 (s, 3H), 1.49 (s, 3H), 1.34 (s, 3H)

15

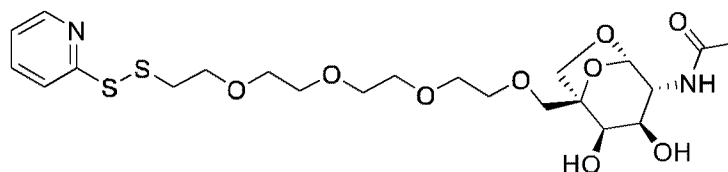
20 *S*-{1-[(1*S*,2*R*,3*R*,4*R*,5*S*)-4-(acetylamino)-2,3-dihydroxy-6,8-dioxabicyclo[3.2.1]oct-1-yl]-2,5,8,11-tetraoxatridecan-13-yl} ethanethioate (**39**)



25

A solution of *S*-{1-[(1*S*,2*R*,6*R*,7*R*,8*S*)-7-(acetylamino)-4,4-dimethyl-3,5,9,11-tetraoxatricyclo[6.2.1.0~2,6~]undec-1-yl]-2,5,8,11-tetraoxatridecan-13-yl} ethanethioate (**1-e-8**) (81.0 mg, 0.16 mmol) in acetic acid (6.0 mL), methanol (1.45 mL) and water (1.45 mL) was heated to 70°C overnight. After 18 hours, the reaction was cooled to room temperature and concentrated under reduced pressure. The crude material was diluted with toluene and concentrated under reduced pressure. The crude material was diluted with toluene a second time and concentrated under reduced pressure. The crude material was purified using the CombiFlash Rf (RediSep 4g Gold silica gel column) and eluting with a gradient of 0-20% methanol/dichloromethane yielding the title compound as a gum (53.7 mg, 72%). Method C: 3 minute run LRMS [M+1 = 468]. ¹H NMR (METHANOL-d₄) δ: 5.23 (s, 1H), 4.00 (d, J=9.8 Hz, 1H), 3.97 (d, J=9.8 Hz, 1H), 3.91 (d, J=4.3 Hz, 1H), 3.80 (d, J=7.8 Hz, 1H), 3.73 (dd, J=10.1, 4.3 Hz, 1H), 3.63-3.70 (m, 14H), 3.60 (t, J=6.6 Hz, 2H), 3.10 (t, J=6.4 Hz, 2H), 2.34 (s, 3H), 2.01 (s, 3H)

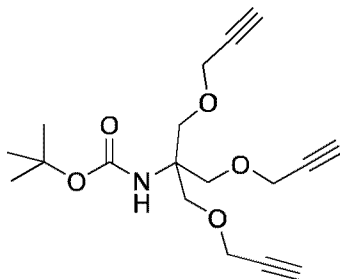
N-{(1*S*,2*R*,3*R*,4*R*,5*S*)-2,3-dihydroxy-1-[13-(pyridin-2-yl)disulfanyl]-2,5,8,11-tetraoxatridec-1-yl]-6,8-dioxabicyclo[3.2.1]oct-4-yl}acetamide (**40**)



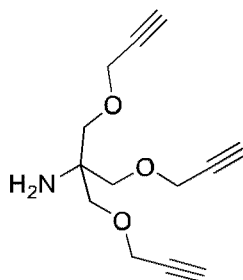
To a solution of *S*-{1-[(1*S*,2*R*,3*R*,4*R*,5*S*)-4-(acetylamino)-2,3-dihydroxy-6,8-dioxabicyclo[3.2.1]oct-1-yl]-2,5,8,11-tetraoxatridecan-13-yl} ethanethioate (**39**) (50 mg, 0.11 mmol) in methanol (3 mL) followed by the addition of a 0.5M sodium methoxide solution in methanol (1.28 mL, 0.642 mmol) and the reaction was allowed to stir for 45 minutes at room temperature. After 45 minutes, acetic acid (42 mg, 0.70 mmol, 0.040 mL) was added and stirred for 10 minutes. The methanol solution was then added drop wise to a stirring solution of 2,2'-disulfanediyldipyridine (35.3 mg, 0.160 mmol) in a mixture of methanol (2 mL) and acetic acid (1 mL). The reaction was allowed to stir for 2 hours at room temperature. After 2 hours, the reaction was concentrated under reduced pressure. The crude material was purified using the CombiFlash Rf (RediSep Gold 4g silica gel column) and eluting with a gradient of 0-

20% methanol/dichloromethane yielding the title compound (31.4 mg, 55%). Method C: 3 minute run LRMS [M+Na = 557]. ¹H NMR (METHANOL-d₄) δ: 8.39 (d, J=4.3 Hz, 1H), 7.94 (d, J=8.2 Hz, 1H), 7.83 (td, J=7.8, 1.6 Hz, 1H), 7.22 (dd, J=6.8, 5.3 Hz, 1H), 5.21 (s, 1H), 3.92-4.00 (m, 2H), 3.88 (d, J=4.3 Hz, 1H), 3.77 (d, J=7.8 Hz, 1H), 3.71 (t, J=6.0 Hz, 3H), 3.59-3.67 (m, 12H), 3.52-3.58 (m, 2H), 3.02 (t, J=6.0 Hz, 2H), 1.99 (s, 3H)

tert-butyl {1,3-bis(prop-2-yn-1-yloxy)-2-[(prop-2-yn-1-yloxy)methyl]propan-2-yl}carbamate (**I-f-3**)



See Journal of Organic Chemistry, 73(14), 5602-5605; 2008 for synthesis of (**I-f-3**). 1,3-bis(prop-2-yn-1-yloxy)-2-[(prop-2-yn-1-yloxy)methyl]propan-2-amine hydrochloric acid (**I-p-1**)

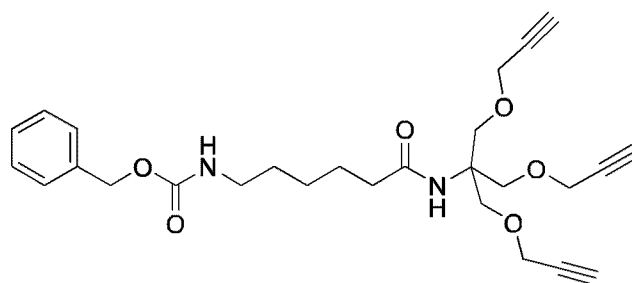


To a solution of tert-butyl {1,3-bis(prop-2-yn-1-yloxy)-2-[(prop-2-yn-1-yloxy)methyl]propan-2-yl}carbamate (**I-f-3**) (3000 mg, 8.945 mmol) in dichloromethane (45 mL) was added 4.0M hydrogen chloride in dioxane (20 mL, 89.4 mmol) and the reaction was stirred for 18 hours at room temperature. After 18 hours, the reaction was concentrated under reduced pressure yielding of an oil. Ethyl acetate (20 mL) was added to the crude mixture and the resulting mixture was stirred. Heptane (20 mL) was added and the mixture was stirred for 2 hours at room

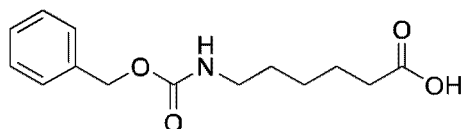
temperature. The material was filtered and the filter cake was washed with ethyl acetate and dried by pulling vacuum for 2 hours yielding the title compound (2140 mg, 88%). ¹H NMR (METHANOL-d₄) δ: 4.25 (s, 6H), 3.72 (s, 6H), 2.97 (s, 3H).

benzyl [6-((1,3-bis(prop-2-yn-1-yloxy)-2-((prop-2-yn-1-yloxy)methyl)propan-2-yl)amino)-6-oxohexyl]carbamate (**I-q-1**)

5



To a solution of 6-(((benzyloxy)carbonyl)amino)hexanoic acid



(2910 mg, 11.0 mmol) in *N,N*-dimethylformamide (4

mL) and tetrahydrofuran (20.0 mL) was added *N*-(3-dimethylaminopropyl)-*N'*-ethylcarbodiimide hydrochloride (**I-p-1**) (2150 mg, 11.0 mmol) and 1-

10

hydroxybenzotriazole (1480 mg, 11.0 mmol) and the reaction was allowed to stir at room temperature for 1 hour during which time the reaction became homogeneous.

1,3-bis(prop-2-yn-1-yloxy)-2-((prop-2-yn-1-yloxy)methyl)propan-2-amine hydrochloric acid (2130 mg, 7.84 mmol) was added neat in one portion to the stirring reaction

15

mixture followed by the addition of *N,N*-diisopropylethylamine (5.46 mL, 31.4 mmol) and the reaction was heated to 60°C for 24 hours. The reaction was allowed to cool to room temperature and was stirred for 24 hours. The reaction was quenched with water (150 mL) and extracted with ethyl acetate. The aqueous layer was washed an additional time with ethyl acetate. The combined organic layers were washed with brine, dried over sodium sulfate, filtered and concentrated under reduced pressure.

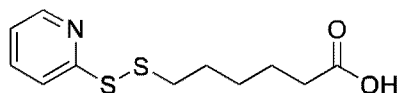
20

The crude material was purified using the CombiFlash Rf (RediSep 80g silica gel column) and eluting with a gradient of 0-100% ethyl acetate/heptane yielding the title compound as an oil which solidified upon standing (3250 mg, 86%). Method C:

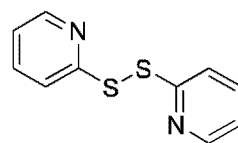
MassLynx\Acid_3.0Min.olp – LRMS [M+1 = 483]. ¹H NMR (METHANOL-d₄) δ: 7.10-

7.46 (m, 5H), 5.06 (s, 2H), 4.14 (d, J=2.0 Hz, 6H), 3.79 (s, 6H), 3.03-3.20 (m, 2H), 2.83 (t, J=2.1 Hz, 3H), 2.18 (t, J=7.2 Hz, 2H), 1.59 (quin, J=7.3 Hz, 2H), 1.44-1.54 (m, 2H), 1.28-1.40 (m, 2H)

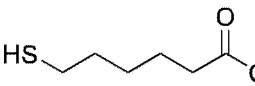
6-(pyridin-2-yl)disulfanylhexanoic acid (**I-r-1**)



5



To a solution of 2,2'-disulfanediyldipyridine (1490 mg, 6.75 mmol) in a mixture of ethanol (12.0 mL) and acetic acid (0.291 mL) was stirred under nitrogen followed by the drop wise addition of 6-sulfanylhexanoic

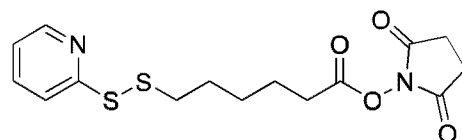
acid  (1000.0 mg, 6.75 mmol) in ethyl acetate (6.0 mL). The

10

reaction was allowed to stir for 2 hours at room temperature. After 2 hours, the reaction was concentrated under reduced pressure. The crude material was purified using the CombiFlash Rf (RediSep Gold 40g silica gel column) and eluting with a gradient of 0-100% ethyl acetate (2% acetic acid modifier)/heptane yielding crude title compound (1170 mg). The crude material was purified again using the CombiFlash Rf (RediSep Gold 40g silica gel column) and eluting with a gradient of 0-100% ethyl acetate (2% acetic acid modifier)/heptane yielding the title compound as an oil (544 mg, 31%).

15

1-[[6-(pyridin-2-yl)disulfanyl]hexanoyl]oxy]pyrrolidine-2,5-dione (**I-s-1**)

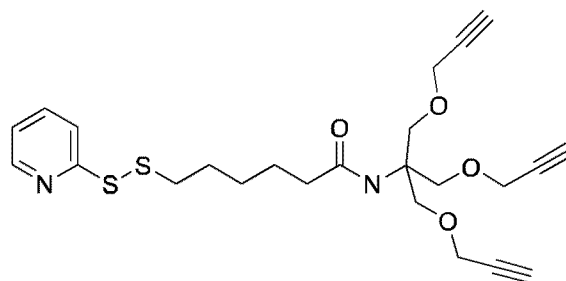


20

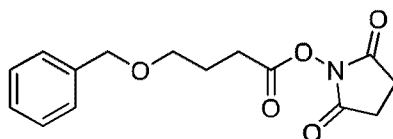
To a solution of 6-(pyridin-2-yl)disulfanylhexanoic acid (**I-r-1**) (705 mg, 2.2 mmol) in *N,N*-dimethylformamide (4 mL) was added *N*-Hydroxysuccinimide (306 mg, 2.66 mmol) followed by *N*-(3-dimethylaminopropyl)-*N'*-ethylcarbodiimide hydrochloride (520 mg, 2.66 mmol). The reaction was allowed to stir at room temperature overnight. The following morning, the reaction was quenched with water and

extracted three times with dichloromethane. The combined organic layers were washed with saturated sodium bicarbonate, brine, dried over sodium sulfate, filtered and concentrated under reduced pressure. The crude material was purified using the CombiFlash Rf (RediSep 40g gold column) and eluting with a gradient of 0-100% ethyl acetate/heptane yielding the title compound (364mg, 47%). Method C: 1.5 minute run LRMS [M+1 = 355]. ¹H NMR (METHANOL-d₄) δ: 8.39 (d, J=4.7 Hz, 1H), 7.85-7.90 (m, 1H), 7.77-7.84 (m, 1H), 7.21 (dd, J=6.6, 5.5 Hz, 1H), 2.77-2.90 (m, 6H), 2.61 (t, J=7.2 Hz, 2H), 1.63-1.83 (m, 4H), 1.46-1.59 (m, 2H)

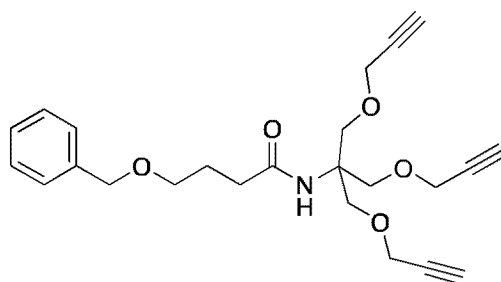
N-{1,3-bis(prop-2-yn-1-yloxy)-2-[(prop-2-yn-1-yloxy)methyl]propan-2-yl}-6-(pyridin-2-yl)disulfanylhexanamide (**I-t-1**)



To a solution of 1,3-bis(prop-2-yn-1-yloxy)-2-[(prop-2-yn-1-yloxy)methyl]propan-2-amine hydrochloric acid (**I-p-1**) (100.0 mg, 0.324 mmol) in *N,N*-dimethylformamide (2.0 mL) was added *N,N*-diisopropylethylamine (0.339 mL, 1.95 mmol) and was allowed to stir for 10 minutes before adding 1-[[6-(pyridin-2-yl)disulfanyl]hexanoyl]oxy]pyrrolidine-2,5-dione (**I-s-1**) (138 mg, 0.389 mmol) in one portion and the reaction was then heated to 60°C for 16 hours. After 16 hours, the reaction was diluted with water and extracted with three times with ethyl acetate. The combined organic layers were washed with water, brine, dried over sodium sulfate, filtered and concentrated under reduced pressure. The crude material was purified using the CombiFlash Rf (RediSep 12g silica gel column) and eluting with a gradient of 0-100% ethyl acetate/heptane yielding the title compound as a gum (66.7 mg, 43%). Method C: 1.5 minute run LRMS [M+Na = 497]. ¹H NMR (METHANOL-d₄) δ: 8.39 (d, J=4.7 Hz, 1H), 7.85-7.90 (m, 1H), 7.78-7.84 (m, 1H), 7.19-7.25 (m, 1H), 4.06-4.23 (m, 6H), 3.72-3.84 (m, 6H), 2.78-2.87 (m, 5H), 2.12-2.20 (m, 2H), 1.71 (quin, J=7.3 Hz, 2H), 1.57 (quin, J=7.3 Hz, 2H), 1.36-1.50 (m, 2H)

1-[[4-(benzyloxy)butanoyl]oxy]pyrrolidine-2,5-dione (**I-u-1**)

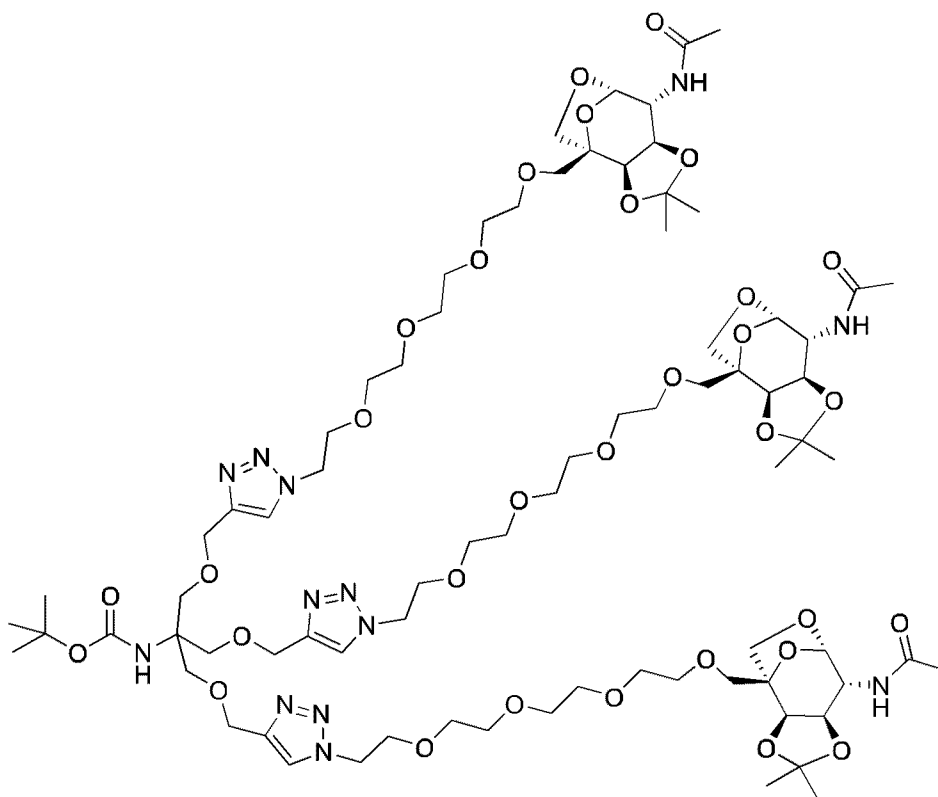
To a solution of 4-(Benzyloxy)butanoic acid (1000 mg, 3.77 mmol) in *N,N*-dimethylformamide (7.54 mL) was added *N*-Hydroxysuccinimide (521 mg, 4.52 mmol) followed by *N*-(3-dimethylaminopropyl)-*N'*-ethylcarbodiimide hydrochloride (885 mg, 4.52 mmol). The reaction was allowed to stir at room temperature overnight. The following morning, the reaction was quenched with water and extracted three times with dichloromethane. The combined organic layers were washed with saturated sodium bicarbonate, brine, dried over sodium sulfate, filtered and concentrated under reduced pressure. The crude material was purified using the CombiFlash Rf (RediSep 40g gold column) and eluting with a gradient of 0-100% ethyl acetate/heptane yielding the title compound (1098 mg, 100%). Method C: 1.5 minute run LRMS [M+Na = 314]. ¹H NMR (METHANOL-d₄) δ: 7.11-7.50 (m, 5H), 4.51 (s, 2H), 3.56 (t, J=6.0 Hz, 2H), 2.81 (s, 4H), 2.73 (t, J=7.2 Hz, 2H), 1.99 (quin, J=6.6 Hz, 2H)

4-(benzyloxy)-*N*-{1,3-bis(prop-2-yn-1-yloxy)-2-[(prop-2-yn-1-yloxy)methyl]propan-2-yl}butanamide (**I-v-1**)

To a solution of 1,3-bis(prop-2-yn-1-yloxy)-2-[(prop-2-yn-1-yloxy)methyl]propan-2-amine trifluoroacetic acid (**I-p-1**) (750.0 mg, 1.62 mmol) in *N,N*-dimethylformamide (5 mL) was added *N,N*-diisopropylethylamine (1.69 mL, 9.71 mmol) and was allowed to stir for 10 minutes before the addition of 1-[[4-(benzyloxy)butanoyl]oxy]pyrrolidine-

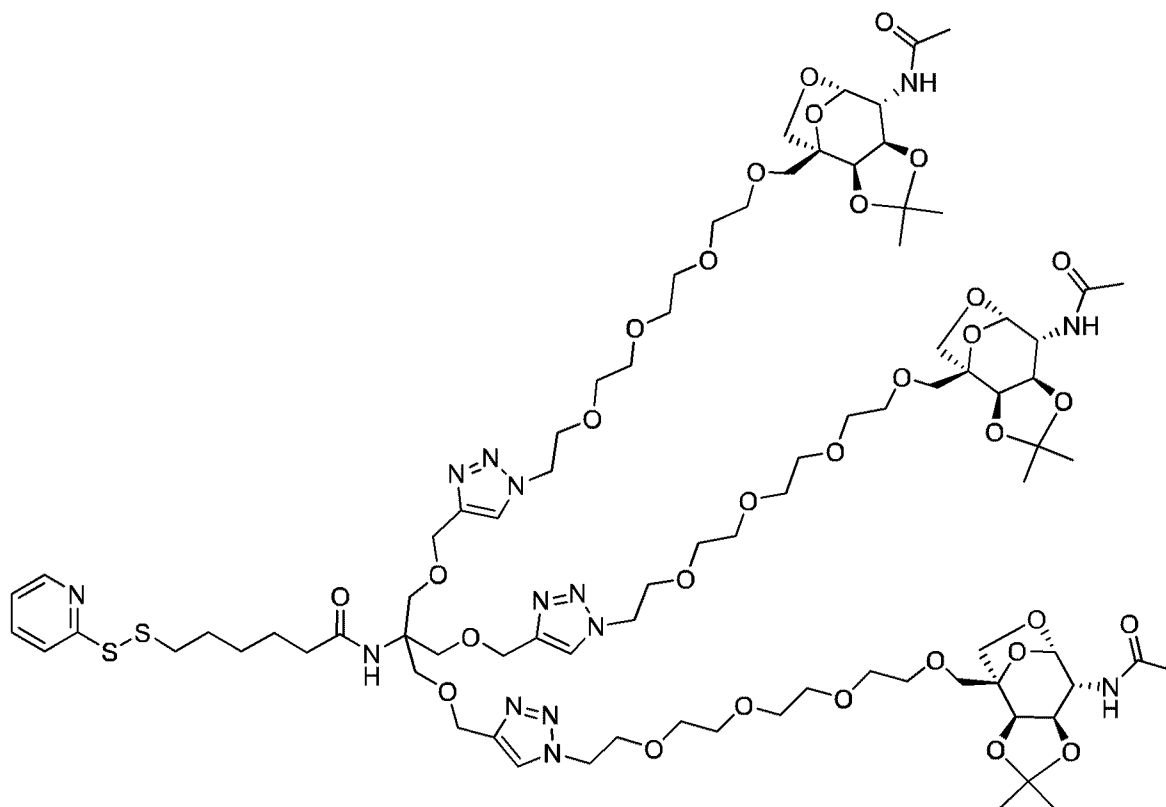
2,5-dione (**I-u-1**) (566 mg, 1.94 mmol) in *N,N*-dimethylformamide (1 mL) and the reaction was then heated to 60°C for 72 hours. After 72 hours, the reaction was diluted with water and extracted with three times with ethyl acetate. The combined organic layers were washed with water, brine, dried over sodium sulfate, filtered and concentrated under reduced pressure. The crude material was purified using the CombiFlash Rf (RediSep 24g silica gel column) and eluting with a gradient of 0-100% ethyl acetate/heptane yielding the title compound as a gum (495 mg, None, 74%).
Method C: 1.5 minute run LRMS [$M+1 = 412$]. ^1H NMR (METHANOL- d_4) δ : 7.21-7.41 (m, 5H), 4.51 (s, 2H), 4.12 (d, $J=2.3$ Hz, 6H), 3.78 (s, 6H), 3.51 (t, $J=6.2$ Hz, 2H), 2.82 (t, $J=2.3$ Hz, 3H), 2.28 (t, $J=7.2$ Hz, 2H), 1.79-1.94 (m, 2H)

tert-butyl (1,3-bis[(1-{1-[(1*S*,2*R*,6*R*,7*R*,8*S*)-7-(acetylamino)-4,4-dimethyl-3,5,9,11-tetraoxatricyclo[6.2.1.0^{2,6}]undec-1-yl]-2,5,8,11-tetraoxatridecan-13-yl)-1*H*-1,2,3-triazol-4-yl)methoxy]-2-[(1-{1-[(1*S*,2*R*,6*R*,7*R*,8*S*)-7-(acetylamino)-4,4-dimethyl-3,5,9,11-tetraoxatricyclo[6.2.1.0^{2,6}]undec-1-yl]-2,5,8,11-tetraoxatridecan-13-yl)-1*H*-1,2,3-triazol-4-yl)methoxy]methyl]propan-2-yl)carbamate (**I-w-1**)



A 50 mL round bottom flask equipped with stir bar was charged with tert-butyl {1,3-bis(prop-2-yn-1-yloxy)-2-[(prop-2-yn-1-yloxy)methyl]propan-2-yl}carbamate (**I-f-3**) (305.0 mg, 0.909 mmol) was added N-[(1*S*,2*R*,6*R*,7*R*,8*S*)-1-(13-azido-2,5,8,11-tetraoxatridec-1-yl)-4,4-dimethyl-3,5,9,11-tetraoxatricyclo[6.2.1.0~2,6~]undec-7-yl]acetamide (**I-e-2**) (1433.0 mg, 3.020 mmol) in t-butanol (12 mL) followed by the addition of water (5 mL) followed by the addition of sodium ascorbate (1840 mg, 9.09 mmol) neat and the reaction was purged with nitrogen for 10 minutes. Copper (II) sulfate (147 mg, 0.909 mmol) was added in 1 mL of water (deionized) and stirred at room temperature for 24 hours. After 24 hours, the reaction was quenched by adding the reaction mixture to a saturated ammonium chloride (30 mL) and conc. ammonium hydroxide (3 mL) and extracted three times with dichloromethane (20 mL). The combined organic layers were dried over magnesium sulfate, filtered and concentrated under reduced pressure. The crude material was purified using the CombiFlash Rf (RediSep 80g gold silica gel column) and eluting with a gradient of 0-20% methanol/dichloromethane yielding the title compound as a white foam (789.0 mg, None, 49.3%). Method C: 1.5 minute run LRMS [M+45-1 = 1804]. ¹H NMR (METHANOL-d₄) δ: 8.00 (s, 3H), 5.23 (d, J=1.6 Hz, 3H), 4.51-4.63 (m, 12H), 4.29 (d, J=5.9 Hz, 3H), 4.16 (t, J=6.4 Hz, 3H), 3.87-3.96 (m, 12H), 3.84 (d, J=7.8 Hz, 3H), 3.73-3.80 (m, 6H), 3.64-3.72 (m, 12H), 3.54-3.63 (m, 30H), 1.98 (s, 9H), 1.48 (s, 9H), 1.40 (s, 9H), 1.33 (s, 9H)

N-(1,3-bis[(1-{1-[(1*S*,2*R*,6*R*,7*R*,8*S*)-7-(acetylamino)-4,4-dimethyl-3,5,9,11-tetraoxatricyclo[6.2.1.0~2,6~]undec-1-yl]-2,5,8,11-tetraoxatridecan-13-yl}-1*H*-1,2,3-triazol-4-yl)methoxy]-2-[(1-{1-[(1*S*,2*R*,6*R*,7*R*,8*S*)-7-(acetylamino)-4,4-dimethyl-3,5,9,11-tetraoxatricyclo[6.2.1.0~2,6~]undec-1-yl]-2,5,8,11-tetraoxatridecan-13-yl}-1*H*-1,2,3-triazol-4-yl)methoxy)methyl]propan-2-yl)-6-(pyridin-2-yl)disulfanyl)hexanamide (**I-x-1**)



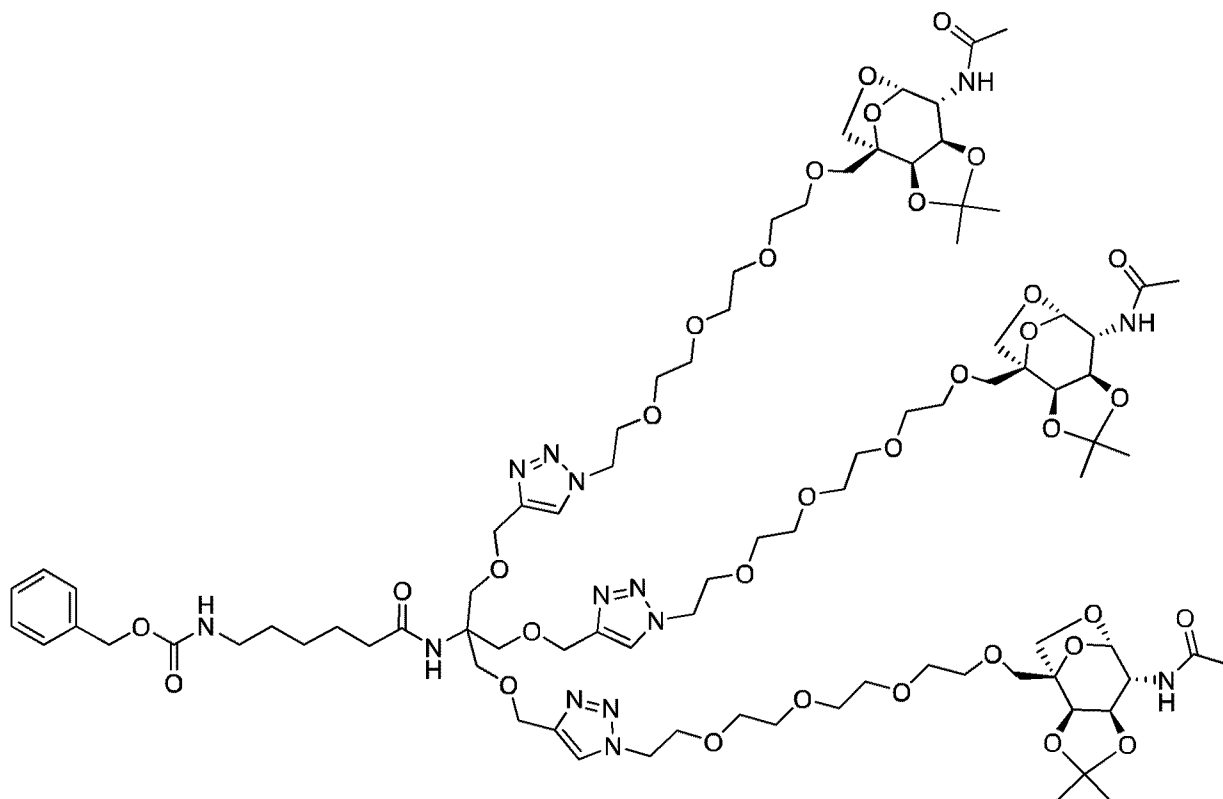
To a solution of N-{1,3-bis(prop-2-yn-1-yloxy)-2-[(prop-2-yn-1-yloxy)methyl]propan-2-yl}-6-(pyridin-2-yl)disulfanylhexanamide (**I-t-1**) (66.0 mg, 0.14 mmol) and N-[(1*S*,2*R*,6*R*,7*R*,8*S*)-1-(13-azido-2,5,8,11-tetraoxatridec-1-yl)-4,4-dimethyl-3,5,9,11-tetraoxatricyclo[6.2.1.0~2,6~]undec-7-yl]acetamide (**I-e-2**) (219 mg, 0.459 mmol) in t-butanol (2 mL) was added water (0.5 mL, deionized water). Sodium ascorbate (84.3 mg, 0.417 mmol) was added as a solid and the reaction mixture was purged with nitrogen for 5 minutes before the addition of copper (II) sulfate (6.73 mg, 0.0417 mmol) in water (0.5 mL, deionized water) and stirred at room temperature for 24 hours. The reaction was quenched by adding the reaction mixture to a saturated ammonium chloride (20 mL) and conc. ammonium hydroxide (2 mL) and extracted three times with dichloromethane (15 mL). The combined organic layers were washed with brine, dried over magnesium sulfate, filtered and concentrated under reduced pressure. The crude material was purified using the CombiFlash Rf (RediSep 12g gold silica gel column) and eluting with a gradient of 0-20% methanol/dichloromethane yielding the impure title compound (105.0 mg, None, 40%). The crude (105.0 mg) was purified again using the CombiFlash Rf (RediSep

4g Gold silica gel column) and eluting with a gradient of 0-20% methanol/dichloromethane yielding the title compound as a gum (94.5 mg, 36%).

Method C: MassLynx\Acid_3.0Min.olp – LRMS [M+Na = 1921]. ¹H NMR

(METHANOL-d₄) δ: 8.38 (d, J=4.7 Hz, 1H), 7.97 (s, 3H), 7.82-7.88 (m, 1H), 7.78-7.81 (m, 1H), 7.20 (t, J=5.9 Hz, 1H), 5.23 (s, 3H), 4.52-4.62 (m, 12H), 4.29 (d, J=5.9 Hz, 3H), 4.15 (t, J=6.4 Hz, 3H), 3.86-3.96 (m, 12H), 3.81-3.85 (m, 3H), 3.72-3.80 (m, 12H), 3.54-3.71 (m, 36H), 2.79 (t, J=7.2 Hz, 2H), 2.16 (t, J=7.2 Hz, 2H), 1.98 (s, 9H), 1.64-1.73 (m, 2H), 1.50-1.57 (m, 2H), 1.48 (s, 9H), 1.42 (d, J=6.6 Hz, 2H), 1.32 (s, 9H)

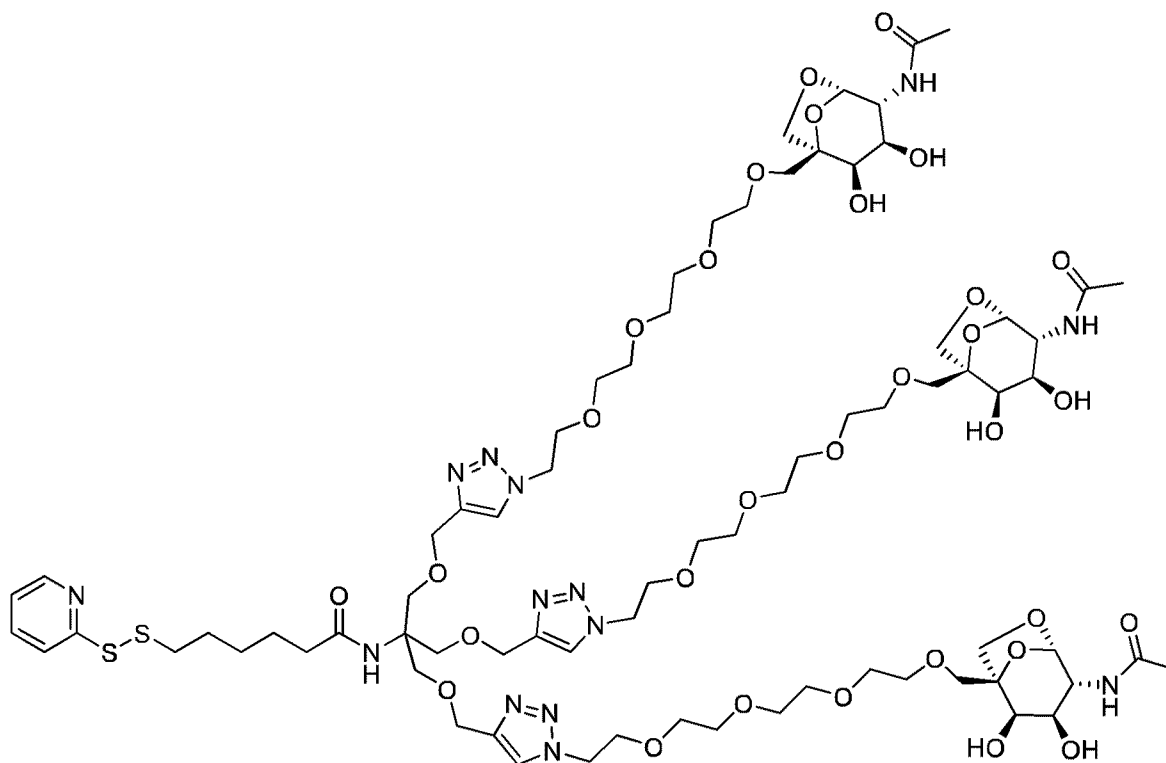
benzyl {6-[(1,3-bis[(1-{1-[(1*S*,2*R*,6*R*,7*R*,8*S*)-7-(acetylamino)-4,4-dimethyl-3,5,9,11-tetraoxatricyclo[6.2.1.0~2,6~]undec-1-yl]-2,5,8,11-tetraoxatridecan-13-yl]-1*H*-1,2,3-triazol-4-yl)methoxy]-2-[(1-{1-[(1*S*,2*R*,6*R*,7*R*,8*S*)-7-(acetylamino)-4,4-dimethyl-3,5,9,11-tetraoxatricyclo[6.2.1.0~2,6~]undec-1-yl]-2,5,8,11-tetraoxatridecan-13-yl]-1*H*-1,2,3-triazol-4-yl)methoxy)methyl]propan-2-yl)amino]-6-oxohexyl}carbamate (**1-y-1**)



A 250 mL round bottom flask equipped with stir bar was charged with benzyl [6-({1,3-bis(prop-2-yn-1-yloxy)-2-[(prop-2-yn-1-yloxy)methyl]propan-2-yl)amino)-6-oxohexyl]carbamate (**I-q-1**) (880.0 mg, 1.82 mmol) was added N-[(1*S*,2*R*,6*R*,7*R*,8*S*)-1-(13-azido-2,5,8,11-tetraoxatridec-1-yl)-4,4-dimethyl-3,5,9,11-tetraoxatricyclo[6.2.1.0~2,6~]undec-7-yl]acetamide (**I-e-2**) (3075.0 mg, 6.8 mmol) in t-butanol (26 mL) followed by the addition of water (12 mL) followed by the addition of sodium ascorbate (3690 mg, 18.2 mmol) neat and the reaction was purged with nitrogen for 10 minutes. Copper (II) sulfate (294 mg, 1.82 mmol) was added in 1 mL of water and stirred at room temperature for 24 hours. After 24 hours, the reaction was quenched by adding the reaction mixture to a saturated ammonium chloride (50 mL) and conc. ammonium hydroxide (5 mL) and extracted three times with dichloromethane (45 mL). The combined organic layers were dried over magnesium sulfate, filtered and concentrated under reduced pressure. The crude material was purified using the CombiFlash Rf (RediSep 80g gold silica gel column) and eluting with a gradient of 0-20% methanol/dichloromethane yielding the title compound as a solid (1890.0 mg, 54.4%) and impure title compound. The crude (1270.0 mg, 36.5%) was purified using the CombiFlash Rf (RediSep 80g gold silica gel column) and eluting with a gradient of 0-20% methanol/dichloromethane yielding the title compound (607.0 mg, 17.5%). Total yield of title compound 2.497g (72%).

Method C: 3 minute run LRMS [M+1 = 1907]. ¹H NMR (METHANOL-d₄) δ: 7.99 (s, 3H), 7.21-7.47 (m, 5H), 5.25 (d, J=1.6 Hz, 3H), 5.07 (s, 2H), 4.53-4.62 (m, 12H), 4.31 (d, J=5.9 Hz, 3H), 4.18 (t, J=6.4 Hz, 3H), 3.88-3.98 (m, 12H), 3.85 (d, J=7.8 Hz, 3H), 3.74-3.81 (m, 12H), 3.53-3.71 (m, 36H), 3.10 (q, J=6.2 Hz, 2H), 2.18 (t, J=7.2 Hz, 2H), 2.00 (s, 9H), 1.53-1.65 (m, 2H), 1.50 (s, 11H), 1.34 (s, 11H)

N-(1,3-bis[(1-{1-[(1*S*,2*R*,3*R*,4*R*,5*S*)-4-(acetylamino)-2,3-dihydroxy-6,8-dioxabicyclo[3.2.1]oct-1-yl]-2,5,8,11-tetraoxatridecan-13-yl}-1*H*-1,2,3-triazol-4-yl)methoxy]-2-[(1-{1-[(1*S*,2*R*,3*R*,4*R*,5*S*)-4-(acetylamino)-2,3-dihydroxy-6,8-dioxabicyclo[3.2.1]oct-1-yl]-2,5,8,11-tetraoxatridecan-13-yl}-1*H*-1,2,3-triazol-4-yl)methoxy]methyl]propan-2-yl)-6-(pyridin-2-yl)disulfanyl]hexanamide (**41**)



A solution of N-(1,3-bis[(1-{1-[(1*S*,2*R*,6*R*,7*R*,8*S*)-7-(acetylamino)-4,4-dimethyl-3,5,9,11-tetraoxatricyclo[6.2.1.0~2,6~]undec-1-yl]-2,5,8,11-tetraoxatridecan-13-yl}-1*H*-1,2,3-triazol-4-yl)methoxy]-2-[[1-[(1-[(1*S*,2*R*,6*R*,7*R*,8*S*)-7-(acetylamino)-4,4-dimethyl-3,5,9,11-tetraoxatricyclo[6.2.1.0~2,6~]undec-1-yl]-2,5,8,11-tetraoxatridecan-13-yl]-1*H*-1,2,3-triazol-4-yl)methoxy]methyl]propan-2-yl)-6-(pyridin-2-yl)disulfanyl]hexanamide (I-x-1) (94.5 mg, 0.0498 mmol) in acetic acid (4 mL), methanol (1 mL) and water (1.0 mL) was heated to 70°C for 64 hours. After 64 hours, the reaction was cooled to room temperature and concentrated under reduced pressure. The crude material was diluted with toluene and concentrated under reduced pressure. The crude material was diluted with toluene a second time and concentrated under reduced pressure yielding impure title compound as a gum (85.3 mg). The crude material was purified using reverse phase chromatography using the conditions below yielding the title compound as a gum (47.6 mg, 53.8%).

15 Purification conditions:

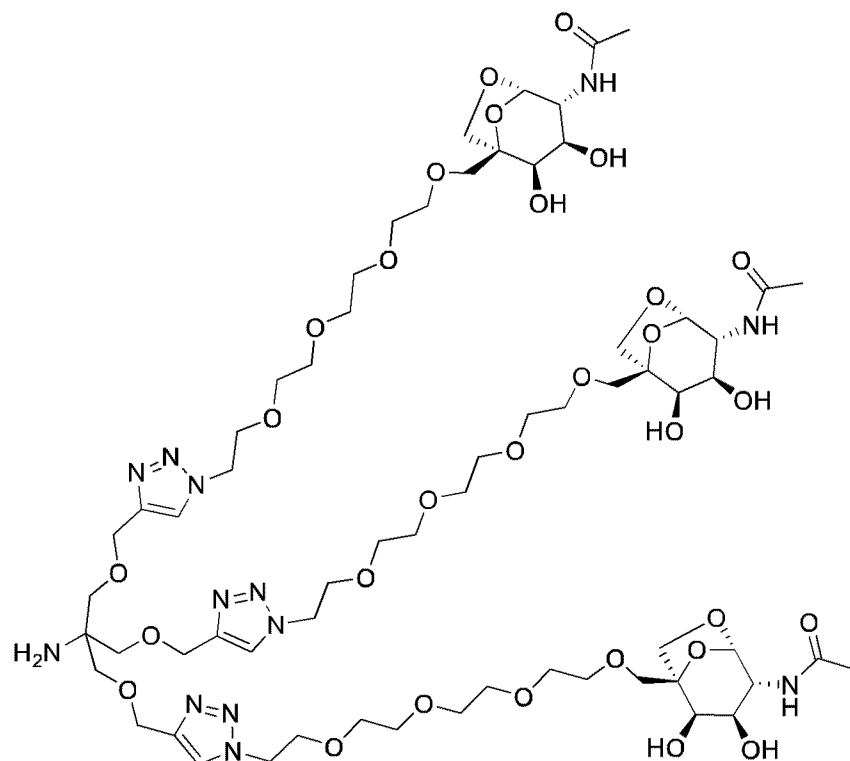
The residue was dissolved in dimethyl sulfoxide (1 mL) and purified by reversed-phase HPLC. Column: Waters Sunfire C18 19x100, 5μ; Mobile phase A: 0.05% TFA

in water (v/v); Mobile phase B: 0.05% TFA in acetonitrile (v/v); Gradient: 80.0% H₂O/20.0% Acetonitrile linear to 65% H₂O/35% Acetonitrile in 8.5min to 0% H₂O/100% MeCN to 9.0min, Hold at 0% H₂O / 100% Acetonitrile from 9.0 to 10.0min. Flow: 25mL/min. Yielding 47.6 mg of the title compound as a gum (retention time 2.87, mass observed = 890.4376).

QC Conditions:

Column: Waters Atlantis dC18 4.6x50, 5u; Mobile phase A: 0.05% TFA in water (v/v); Mobile phase B: 0.05% TFA in acetonitrile (v/v); 95.0% H₂O/5.0% Acetonitrile linear to 50% H₂O/50% Acetonitrile in 3.75min, to 5% H₂O/95% Acetonitrile to 4.0min, Hold at 5% H₂O/95% Acetonitrile from 4.0min to 5.0min. Flow: 2mL/min. Retention time = 2.87; Mass observed = 890.4376. Method C: 3 minute run LRMS [1/2M = 889]. ¹H NMR (METHANOL-d₄) δ: 8.41 (d, J=4.7 Hz, 1H), 7.99 (s, 3H), 7.84-7.91 (m, 2H), 7.26 (t, J=5.9 Hz, 1H), 5.21 (s, 3H), 4.58 (t, J=5.0 Hz, 6H), 4.56 (s, 6H), 3.95 (t, J=8.8 Hz, 6H), 3.89 (t, J=5.0 Hz, 6H), 3.86-3.88 (m, 3H), 3.74-3.78 (m, 9H), 3.71 (dd, J=9.4, 4.1 Hz, 3H), 3.54-3.67 (m, 42H), 2.80 (t, J=7.0 Hz, 2H), 2.16 (t, J=7.3 Hz, 2H), 1.99 (s, 9H), 1.68 (quin, J=7.3 Hz, 2H), 1.50-1.57 (m, 2H), 1.35-1.44 (m, 2H)

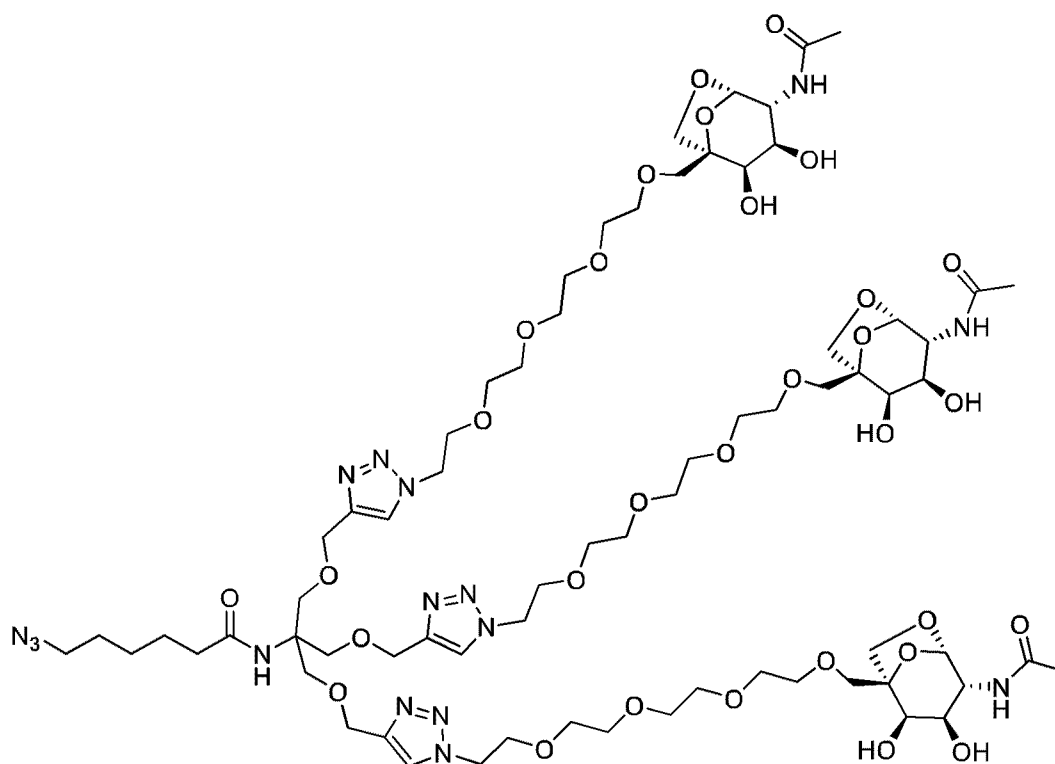
N-[(1*S*,2*R*,3*R*,4*R*,5*S*)-1-(13-{4-[(3-[(1-[(1*S*,2*R*,3*R*,4*R*,5*S*)-4-(acetylamino)-2,3-dihydroxy-6,8-dioxabicyclo[3.2.1]oct-1-yl]-2,5,8,11-tetraoxatridecan-13-yl)-1*H*-1,2,3-triazol-4-yl)methoxy]-2-[(1-[(1*S*,2*R*,3*R*,4*R*,5*S*)-4-(acetylamino)-2,3-dihydroxy-6,8-dioxabicyclo[3.2.1]oct-1-yl]-2,5,8,11-tetraoxatridecan-13-yl)-1*H*-1,2,3-triazol-4-yl)methoxy]methyl)-2-aminopropoxy)methyl]-1*H*-1,2,3-triazol-1-yl]-2,5,8,11-tetraoxatridec-1-yl)-2,3-dihydroxy-6,8-dioxabicyclo[3.2.1]oct-4-yl]acetamide – hydrochloric acid salt (**42**)



A solution of tert-butyl (1,3-bis[(1-{1-[(1*S*,2*R*,6*R*,7*R*,8*S*)-7-(acetylamino)-4,4-dimethyl-3,5,9,11-tetraoxatricyclo[6.2.1.0~2,6~]undec-1-yl]-2,5,8,11-tetraoxatridecan-13-yl}-1*H*-1,2,3-triazol-4-yl)methoxy]-2-[[1-1-[(1*S*,2*R*,6*R*,7*R*,8*S*)-7-(acetylamino)-4,4-dimethyl-3,5,9,11-tetraoxatricyclo[6.2.1.0~2,6~]undec-1-yl]-2,5,8,11-tetraoxatridecan-13-yl]-1*H*-1,2,3-triazol-4-yl)methoxy]methyl]propan-2-yl)carbamate (**I-w-1**) (210 mg, 0.119 mmol) in acetic acid (8.0 mL), methanol (2.0 mL) and Water (2.0 mL) was heated to 70°C overnight. After 18 hours, the reaction was cooled to room temperature and concentrated under reduced pressure. The crude material was diluted with toluene and methanol and concentrated under reduced pressure. The crude material was diluted with toluene a second time and concentrated under reduced pressure. The crude material was diluted with dichloromethane (10 mL) and methanol (4 mL) to which was added 4.0M hydrogen chloride in dioxane (2.0 mL, 8 mmol). The reaction mixture was stirred at room temperature overnight. After 18 hours, the reaction was concentrated under reduced pressure. The crude material was diluted with ethyl acetate (1 mL) and to which was added heptane (10 mL) and concentrated under reduced pressure. The material was then placed under high vacuum for 18 hours yielding the title compound as a solid (198.8 mg, 106%). Method

C: 3 minute run LRMS [M+Na = 1561]. ¹H NMR (METHANOL-d₄) δ: 8.13-8.21 (m, 3H), 5.22 (s, 3H), 4.71 (s, 9H), 4.65 (d, J=4.7 Hz, 6H), 3.92-4.00 (m, 12H), 3.90 (d, J=4.3 Hz, 3H), 3.58-3.80 (m, 51H), 2.02 (s, 9H)

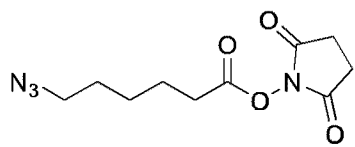
5 6-azido-*N*-(1,3-bis[(1-{1-[(1*S*,2*R*,3*R*,4*R*,5*S*)-4-(acetylamino)-2,3-dihydroxy-6,8-dioxabicyclo[3.2.1]oct-1-yl]-2,5,8,11-tetraoxatridecan-13-yl}-1*H*-1,2,3-triazol-4-yl)methoxy]-2-[(1-{1-[(1*S*,2*R*,3*R*,4*R*,5*S*)-4-(acetylamino)-2,3-dihydroxy-6,8-dioxabicyclo[3.2.1]oct-1-yl]-2,5,8,11-tetraoxatridecan-13-yl}-1*H*-1,2,3-triazol-4-yl)methoxy)methyl]propan-2-yl)hexanamide (**43**)



10 To a solution of *N*-[(1*S*,2*R*,3*R*,4*R*,5*S*)-1-(13-{4-[(3-[(1-{1-[(1*S*,2*R*,3*R*,4*R*,5*S*)-4-(acetylamino)-2,3-dihydroxy-6,8-dioxabicyclo[3.2.1]oct-1-yl]-2,5,8,11-tetraoxatridecan-13-yl}-1*H*-1,2,3-triazol-4-yl)methoxy]-2-[(1-{1-[(1*S*,2*R*,3*R*,4*R*,5*S*)-4-(acetylamino)-2,3-dihydroxy-6,8-dioxabicyclo[3.2.1]oct-1-yl]-2,5,8,11-tetraoxatridecan-13-yl}-1*H*-1,2,3-triazol-4-yl)methoxy)methyl]-2-

15 aminopropoxy)methyl]-1*H*-1,2,3-triazol-1-yl]-2,5,8,11-tetraoxatridec-1-yl)-2,3-dihydroxy-6,8-dioxabicyclo[3.2.1]oct-4-yl]acetamide – hydrochloric acid salt (**42**) (25 mg, 0.016 mmol) in *N,N*-dimethylformamide (0.5 mL) was added *N,N*-

diisopropylethylamine (0.0111 mL, 0.0635 mmol) and was allowed to stir for 10 minutes before being added to neat 1-[(6-azidohexanoyl)oxy]pyrrolidine-2,5-dione



(see PCT Int. Appl., 2011034951, 24 Mar 2011, 6.05 mg,

0.0238 mmol) and the reaction was allowed to stir at room temperature for 18 hours.

5 The reaction was then heated to 60°C for 32 hours. After 32 hours, the reaction was concentrated under reduced pressure. The crude material was diluted with dimethylsulfoxide (1 mL) and passed through a syringe filter and the crude material was purified using reverse-phase chromatography using the conditions seen below yielding the title compound as a gum (6.2 mg, 23%).

10 Purification Conditions

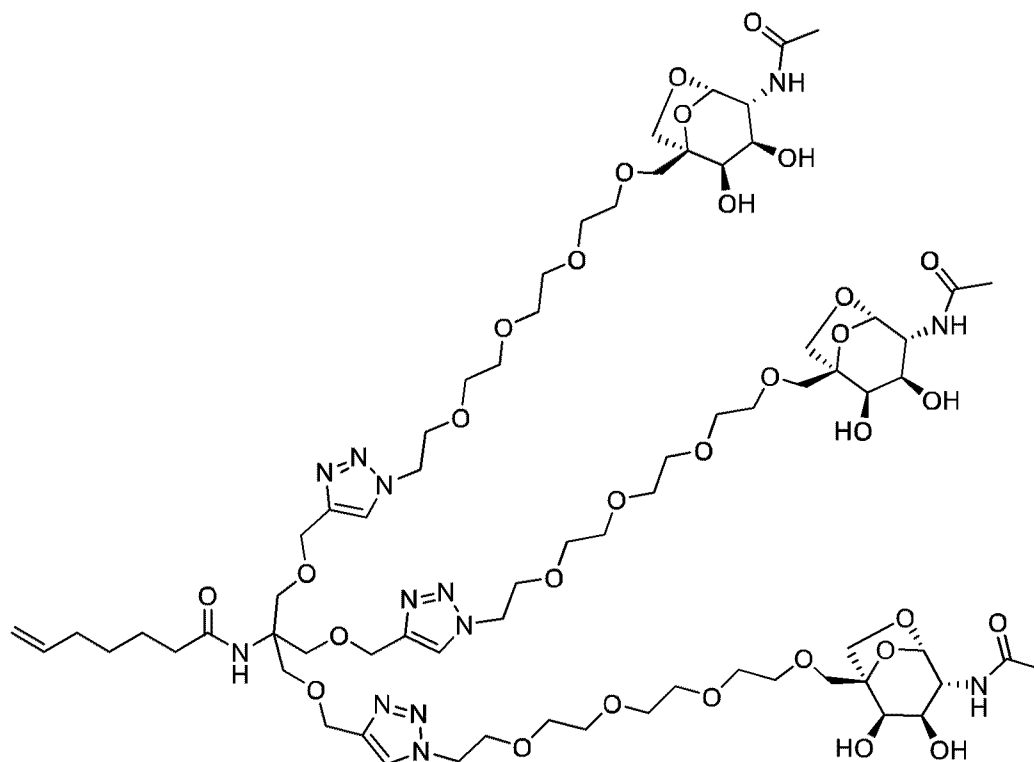
The residue was dissolved in dimethyl sulfoxide (1 mL) and purified by reversed-phase HPLC (Column: Waters Sunfire C18 19x100, 5u; Mobile phase A: 0.05% TFA in water (v/v); Mobile phase B: 0.05% TFA in acetonitrile (v/v); 90.0% H2O/10.0% Acetonitrile linear to 70% H2O/30% Acetonitrile in 10.5min, 70% H2O/30% Acetonitrile linear to 0% H2O/100% MeCN in 0.5min, Hold at 0% H2O/100% Acetonitrile from 11.0min to 12.0min. Flow: 25mL/min.

QC conditions

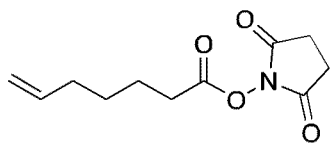
Column: Waters Atlantis dC18 4.6x50, 5u; Mobile phase A: 0.05% TFA in water (v/v); MobCe phase B: 0.05% TFA in acetonitrile (v/v); 95.0% H2O/5.0% Acetonitrile linear to 5% H2O/95% Acetonitrile in 4.0min, Hold at 5% H2O/95% Acetonitrile from 4.0min to 5.0min. Flow: 2mL/min.; Retention time = 1.77 minutes; Mass observed = 839.7097. Method C: 3 minute run LRMS [M+1 = 1678]. ¹H NMR (METHANOL-d₄) δ: 8.00 (s, 3H), 5.21 (s, 3H), 4.58 (t, J=4.7 Hz, 6H), 4.57 (s, 6H), 3.95 (t, J=10.0 Hz, 6H), 3.85-3.92 (m, 9H), 3.74-3.80 (m, 9H), 3.71 (dd, J=10.0, 4.1 Hz, 3H), 3.55-3.68 (m, 42H), 3.25 (t, J=6.5 Hz, 2H), 2.19 (t, J=7.3 Hz, 2H), 1.99 (s, 9H), 1.52-1.62 (m, 4H), 1.33-1.41 (m, 2H)

N-(1,3-bis[(1-{1-[(1*S*,2*R*,3*R*,4*R*,5*S*)-4-(acetylamino)-2,3-dihydroxy-6,8-dioxabicyclo[3.2.1]oct-1-yl]-2,5,8,11-tetraoxatridecan-13-yl}-1*H*-1,2,3-triazol-4-yl)methoxy]-2-[[1-1-[(1*S*,2*R*,3*R*,4*R*,5*S*)-4-(acetylamino)-2,3-dihydroxy-6,8-

dioxabicyclo[3.2.1]oct-1-yl]-2,5,8,11-tetraoxatridecan-13-yl]-1H-1,2,3-triazol-4-yl)methoxy)methyl}propan-2-yl)hept-6-enamide (**44**)



To a solution of *N*-[(1*S*,2*R*,3*R*,4*R*,5*S*)-1-(13-[4-[(3-[(1-{1-[(1*S*,2*R*,3*R*,4*R*,5*S*)-4-(acetylamino)-2,3-dihydroxy-6,8-dioxabicyclo[3.2.1]oct-1-yl]-2,5,8,11-tetraoxatridecan-13-yl]-1H-1,2,3-triazol-4-yl)methoxy]-2-[(1-{1-[(1*S*,2*R*,3*R*,4*R*,5*S*)-4-(acetylamino)-2,3-dihydroxy-6,8-dioxabicyclo[3.2.1]oct-1-yl]-2,5,8,11-tetraoxatridecan-13-yl]-1H-1,2,3-triazol-4-yl)methoxy)methyl]-2-aminopropoxy)methyl]-1H-1,2,3-triazol-1-yl]-2,5,8,11-tetraoxatridecan-1-yl)-2,3-dihydroxy-6,8-dioxabicyclo[3.2.1]oct-4-yl]acetamide – hydrochloric acid salt (**42**) (25 mg, 0.016 mmol) in *N,N*-dimethylformamide (0.5 mL) was added *N,N*-diisopropylethylamine (0.0111 mL, 0.0635 mmol) and was allowed to stir for 10 minutes before being added to neat 1-(hept-6-enoyloxy)pyrrolidine-2,5-dione



(see *Angewandte Chemie, International Edition*, **51**(25), 6144-6148, S6144/1-S6144/53; 2012, 5.36 mg, 0.0238 mmol) and the reaction was allowed to stir at room temperature for 18 hours. The reaction was then heated to

60°C for 32 hours. After 32 hours, the reaction was concentrated under reduced pressure. The crude material was diluted with dimethylsulfoxide (1 mL) and passed through a syringe filter and the crude material was purified using reverse-phase chromatography using the conditions seen below yielding the title compound as a gum (4.9 mg, 19%).

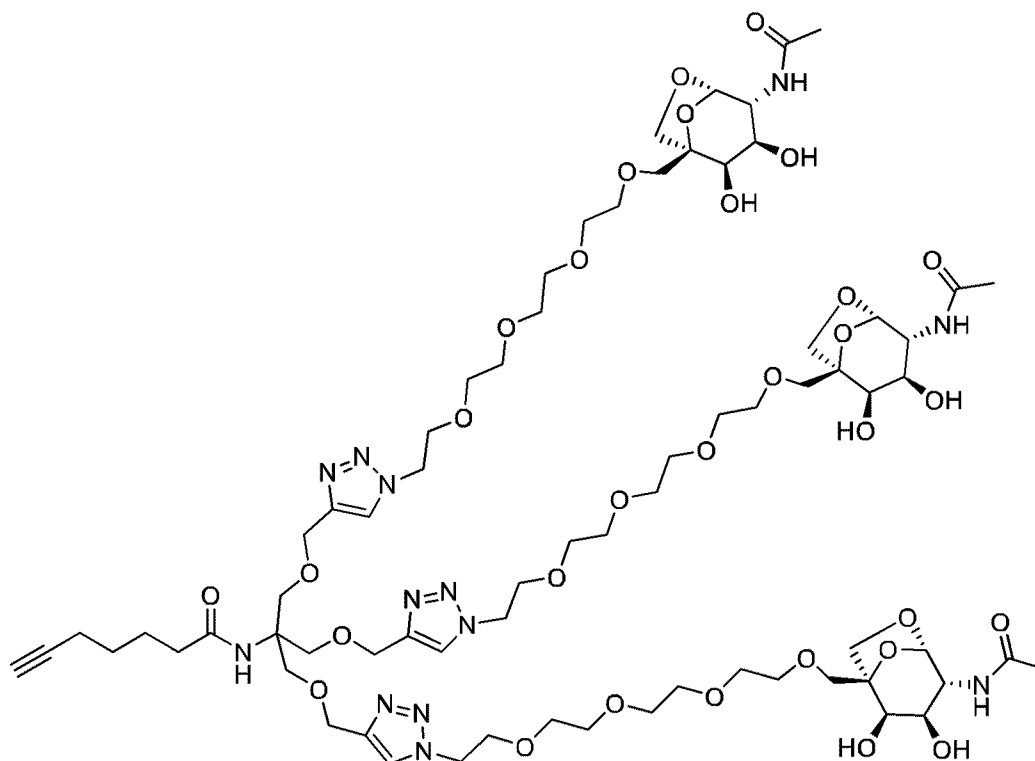
Purification Conditions:

The residue was dissolved in dimethyl sulfoxide (1 mL) and purified by reversed-phase HPLC (Column: Waters Sunfire C18 19x100, 5u; Mobile phase A: 0.05% TFA in water (v/v); Mobile phase B: 0.05% TFA in acetonitrile (v/v); 95.0% H2O/5.0% Acetonitrile linear to 55% H2O/45% Acetonitrile in 10.5min, 55% H2O/45% Acetonitrile linear to 0% H2O/100% MeCN in 0.5min, Hold at 0% H2O/100% Acetonitrile from 11.0min to 12.0min. Flow: 25mL/min.

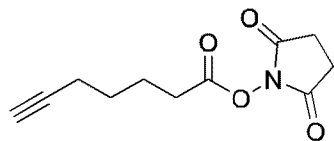
QC Conditions:

Column: Waters Atlantis dC18 4.6x50, 5u; Mobile phase A: 0.05% TFA in water (v/v); Mobile phase B: 0.05% TFA in acetonitrile (v/v); 95.0% H2O/5.0% Acetonitrile linear to 5% H2O/95% Acetonitrile in 4.0min, Hold at 5% H2O/95% Acetonitrile from 4.0min to 5.0min. Flow: 2mL/min.; Retention time = 1.81; mass observed = 825.2381). Method C: 3 minute run LRMS [M-1 = 1647]. ¹H NMR (METHANOL-d₄) δ: 7.99 (s, 3H), 5.69-5.88 (m, 1H), 5.21 (s, 3H), 4.95 (m, 2H), 4.51-4.63 (m, 12H), 3.95 (t, J=9.7 Hz, 6H), 3.85-3.91 (m, 9H), 3.74-3.81 (m, 9H), 3.71 (dd, J=9.4, 4.1 Hz, 3H), 3.54-3.68 (m, 42H), 2.17 (t, J=7.3 Hz, 2H), 2.01-2.09 (m, 2H), 1.99 (s, 9H), 1.52-1.61 (m, 2H), 1.39 (quin, J=7.5 Hz, 2H)

N-(1,3-bis[(1-{1-[(1*S*,2*R*,3*R*,4*R*,5*S*)-4-(acetylamino)-2,3-dihydroxy-6,8-dioxabicyclo[3.2.1]oct-1-yl]-2,5,8,11-tetraoxatridecan-13-yl}-1*H*-1,2,3-triazol-4-yl)methoxy]-2-[(1-{1-[(1*S*,2*R*,3*R*,4*R*,5*S*)-4-(acetylamino)-2,3-dihydroxy-6,8-dioxabicyclo[3.2.1]oct-1-yl]-2,5,8,11-tetraoxatridecan-13-yl}-1*H*-1,2,3-triazol-4-yl)methoxy]methyl)propan-2-yl]hept-6-ynamide (**45**)



To a solution of *N*-[(1*S*,2*R*,3*R*,4*R*,5*S*)-1-(13-{4-[(3-[(1-{1-[(1*S*,2*R*,3*R*,4*R*,5*S*)-4-(acetylamino)-2,3-dihydroxy-6,8-dioxabicyclo[3.2.1]oct-1-yl]-2,5,8,11-tetraoxatridecan-13-yl)-1*H*-1,2,3-triazol-4-yl)methoxy]-2-[(1-{1-[(1*S*,2*R*,3*R*,4*R*,5*S*)-4-(acetylamino)-2,3-dihydroxy-6,8-dioxabicyclo[3.2.1]oct-1-yl]-2,5,8,11-tetraoxatridecan-13-yl)-1*H*-1,2,3-triazol-4-yl)methoxy]methyl)-2-aminopropoxy)methyl]-1*H*-1,2,3-triazol-1-yl]-2,5,8,11-tetraoxatridec-1-yl)-2,3-dihydroxy-6,8-dioxabicyclo[3.2.1]oct-4-yl]acetamide – hydrochloric acid salt (**42**) (25 mg, 0.016 mmol) in *N,N*-dimethylformamide (0.5 mL) was added *N,N*-diisopropylethylamine (0.0111 mL, 0.0635 mmol) and was allowed to stir for 10 minutes before being added to neat 1-(hept-6-ynoyloxy)pyrrolidine-2,5-dione



(see PCT Int. Appl., 2007056389, 18 May 2007, 5.31 mg, 0.0238 mmol) and the reaction was allowed to stir at room temperature for 18 hours.

The reaction was then heated to 60°C for 32 hours. After 32 hours, the reaction was concentrated under reduced pressure. The crude material was diluted with

dimethylsulfoxide (1 mL) and passed through a syringe filter and the crude material was purified using reverse-phase chromatography using the conditions seen below yielding the title compound as a gum (5 mg, 19%).

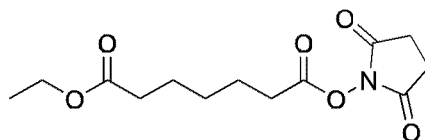
Purification conditions:

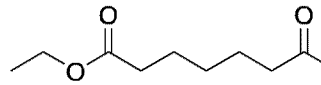
5 The residue was dissolved in dimethyl sulfoxide (1 mL) and purified by reversed-phase HPLC (Column: Waters Sunfire C18 19x100, 5u; Mobile phase A: 0.05% TFA in water (v/v); Mobile phase B: 0.05% TFA in acetonitrile (v/v); 95.0% H2O/5.0% Acetonitrile linear to 55% H2O/45% Acetonitrile in 10.5min, 55% H2O/45% Acetonitrile linear to 0% H2O/100% MeCN in 0.5min, Hold at 0% H2O/100% Acetonitrile from
10 11.0min to 12.0min. Flow: 25mL/min.

QC Conditions:

Column: Waters Atlantis dC18 4.6x50, 5u; Mobile phase A: 0.05% TFA in water (v/v); Mobile phase B: 0.05% TFA in acetonitrile (v/v); 95.0% H2O/5.0% Acetonitrile linear to 5% H2O/95% Acetonitrile in 4.0min, Hold at 5% H2O/95% Acetonitrile from
15 4.0min to 5.0min. Flow: 2mL/min.; Retention time = 1.68; Mass observed = 824.2237. Method C: 3 minute run LRMS [1/2M= 823]. ¹H NMR (METHANOL-d₄) δ: 7.99 (s, 3H), 5.21 (s, 3H), 4.59 (t, J=5.0 Hz, 6H), 4.56 (s, 6H), 3.95 (t, J=10.0 Hz, 6H), 3.85-3.92 (m, 9H), 3.74-3.79 (m, 9H), 3.71 (dd, J=10.0, 4.1 Hz, 3H), 3.54-3.67 (m, 41H), 2.13-2.24 (m, 6H), 1.99 (s, 9H), 1.66 (quin, J=7.5 Hz, 2H), 1.50 (quin, J=7.3 Hz,
20 2H)

ethyl 7-[(2,5-dioxopyrrolidin-1-yl)oxy]-7-oxoheptanoate (**I-z-1**)



To a solution of 7-ethoxy-7-oxoheptanoic acid  (448 mg, 2.38 mmol) in *N,N*-dimethylformamide (6.0 mL) was added *N*-Hydroxysuccinimide (329 mg, 2.86 mmol) followed by *N*-(3-dimethylaminopropyl)-*N'*-ethylcarbodiimide hydrochloride (559 mg, 2.86 mmol). The reaction was allowed to stir at room for 72 hours. After 72 hours, the reaction was quenched with water and extracted three
25

(acetylamino)-2,3-dihydroxy-6,8-dioxabicyclo[3.2.1]oct-1-yl]-2,5,8,11-tetraoxatridecan-13-yl]-1*H*-1,2,3-triazol-4-yl)methoxy)methyl}-2-aminopropoxy)methyl]-1*H*-1,2,3-triazol-1-yl]-2,5,8,11-tetraoxatridec-1-yl)-2,3-dihydroxy-6,8-dioxabicyclo[3.2.1]oct-4-yl]acetamide – hydrochloric acid salt (**42**) (30.0 mg, 0.019 mmol) in *N,N*-dimethylformamide (0.5 mL) was added *N,N*-diisopropylethylamine (0.0133 mL, 0.0762 mmol) and was allowed to stir for 10 minutes before being added to neat ethyl 7-[(2,5-dioxopyrrolidin-1-yl)oxy]-7-oxoheptanoate (I-z-1) (7.4 mg, 0.026 mmol) and the reaction was allowed to stir at room temperature for 18 hours. The reaction was then heated to 60°C for 32 hours. After 32 hours, the reaction was cooled to room temperature and concentrated under reduced pressure. The crude material was diluted with ethanol (1 mL) and water (0.03 mL) followed by the addition of 12.5M sodium hydroxide aqueous solution (0.015 mL, 0.190 mmol). The reaction was allowed to stir for 3 hours at room temperature. After 3 hours, the reaction was concentrated under reduced pressure. The crude material was diluted with dimethylsulfoxide (1 mL) and filtered through a syringe filter. The solution was purified using reverse-phase chromatography using the conditions below yielding the title compound as a gum (3.7 mg, 11%).

Purification Conditions

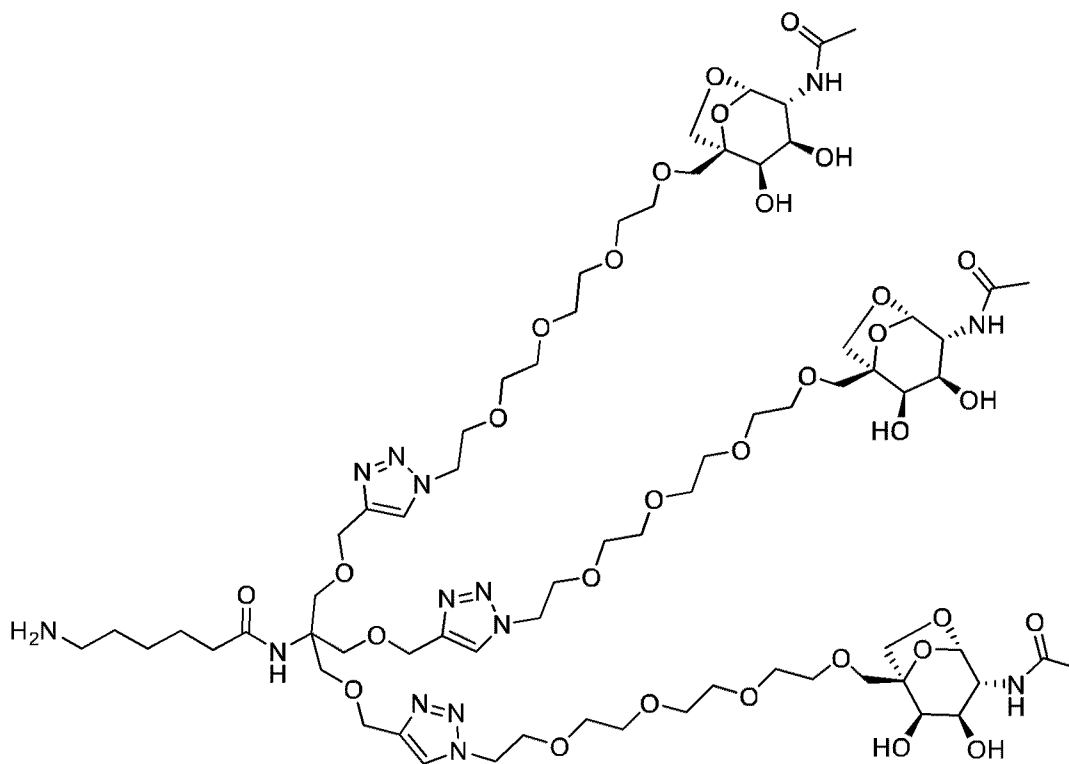
The residue was dissolved in dimethyl sulfoxide (1 mL) and purified by reversed-phase HPLC (Column: Waters Sunfire C18 19x100, 5u; Mobile phase A: 0.05% TFA in water (v/v); Mobile phase B: 0.05% TFA in acetonitrile (v/v); 90.0% H2O/10.0% Acetonitrile linear to 70% H2O/30% Acetonitrile in 10.5min, 70% H2O/30% Acetonitrile linear to 0% H2O/100% MeCN in 0.5min, Hold at 0% H2O/100% Acetonitrile from 11.0min to 12.0min. Flow: 25mL/min.

QC Conditions

Column: Waters Atlantis dC18 4.6x50, 5u; Mobile phase A: 0.05% TFA in water (v/v); Mobile phase B: 0.05% TFA in acetonitrile (v/v); 95.0% H2O/5.0% Acetonitrile linear to 5% H2O/95% Acetonitrile in 4.0min, Hold at 5% H2O/95% Acetonitrile from 4.0min to 5.0min. Flow: 2mL/min.; retention time = 1.58 minutes; Mass observed = 839.7097). Method C: MassLynx\Acid_3.0Min.olp – LRMS [M+1 = 1681]. ¹H NMR (METHANOL-d₄) δ: 7.99 (s, 3H), 5.21 (s, 3H), 4.58 (t, J=4.7 Hz, 6H), 4.56 (s, 6H),

The crude material was diluted with toluene and concentrated under reduced pressure. The crude material was diluted with toluene a second time and concentrated under reduced pressure yielding the title compound (286 mg, None, 99%). Method C: 1.5 minute run LRMS [M+1 = 1787]. ¹H NMR (METHANOL-d₄) δ: 7.98 (s, 3H), 7.19-7.43 (m, 5H), 5.21 (s, 3H), 5.06 (s, 2H), 4.50-4.66 (m, 12H), 3.95 (dd, J=9.6, 5.7 Hz, 6H), 3.86-3.91 (m, 9H), 3.74-3.78 (m, 9H), 3.71 (dd, J=10.0, 4.1 Hz, 3H), 3.54-3.67 (m, 42H), 3.03-3.12 (m, 2H), 2.11-2.24 (m, 2H), 1.98 (s, 9H), 1.51-1.63 (m, 2H), 1.43-1.51 (m, 2H), 1.33 (d, J=6.6 Hz, 2H).

6-amino-*N*-(1,3-bis[(1-{1-[(1*S*,2*R*,3*R*,4*R*,5*S*)-4-(acetylamino)-2,3-dihydroxy-6,8-dioxabicyclo[3.2.1]oct-1-yl]-2,5,8,11-tetraoxatridecan-13-yl}-1*H*-1,2,3-triazol-4-yl)methoxy]-2-[(1-{1-[(1*S*,2*R*,3*R*,4*R*,5*S*)-4-(acetylamino)-2,3-dihydroxy-6,8-dioxabicyclo[3.2.1]oct-1-yl]-2,5,8,11-tetraoxatridecan-13-yl}-1*H*-1,2,3-triazol-4-yl)methoxy)methyl]propan-2-yl)hexanamide acetate salt (**48**)

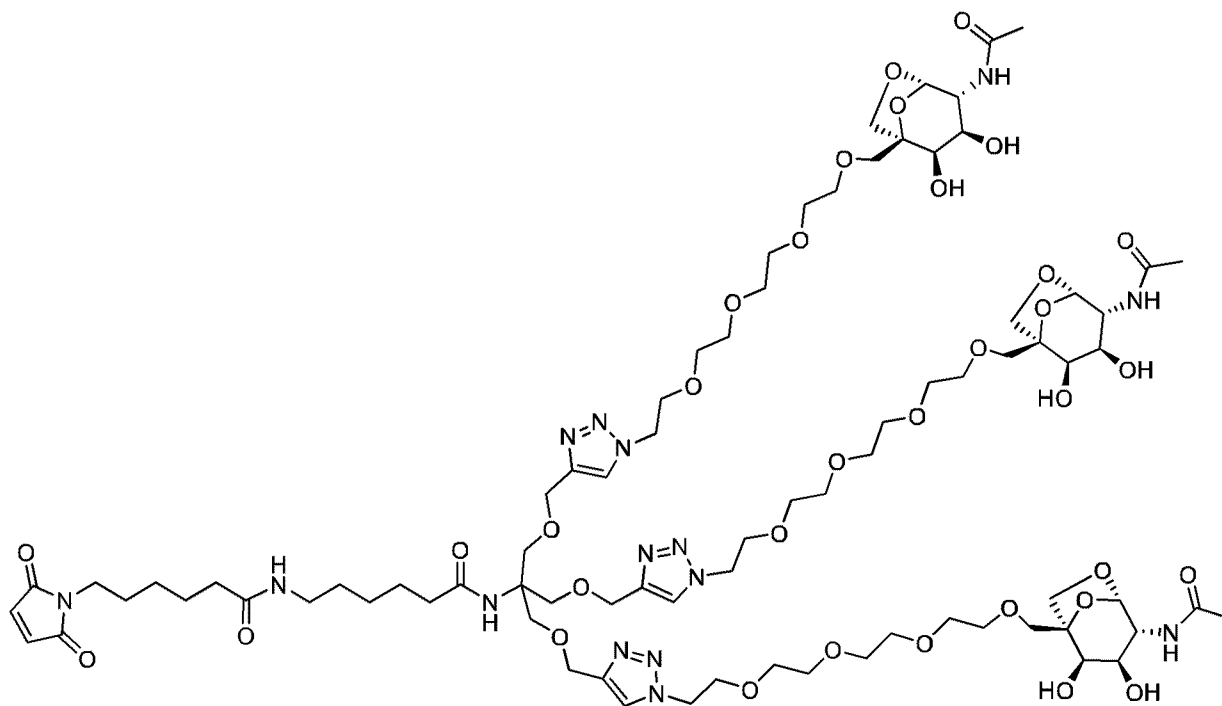


15 Benzyl {6-[(1,3-bis[(1-{1-[(1*S*,2*R*,3*R*,4*R*,5*S*)-4-(acetylamino)-2,3-dihydroxy-6,8-dioxabicyclo[3.2.1]oct-1-yl]-2,5,8,11-tetraoxatridecan-13-yl}-1*H*-1,2,3-triazol-4-yl)methoxy]-2-[(1-{1-[(1*S*,2*R*,3*R*,4*R*,5*S*)-4-(acetylamino)-2,3-dihydroxy-6,8-

dioxabicyclo[3.2.1]oct-1-yl]-2,5,8,11-tetraoxatridecan-13-yl]-1*H*-1,2,3-triazol-4-yl)methoxy]methyl}propan-2-yl)amino]-6-oxohexyl}carbamate (**47**) (640 mg, 0.358 mmol) was dissolved in methanol (20.0 mL) and acetic acid (0.041 mL, 0.717 mmol). The solution was then passed through the H-cube using a 10% palladium on carbon (small cartridge) using the following parameters (temperature = 50°C, flow rate = 1.0 mL/min., pressure = Full H₂ (1 bar)). The solution was collected and concentrated under reduced pressure yielding the title compound as white foam (572 mg, 93%).

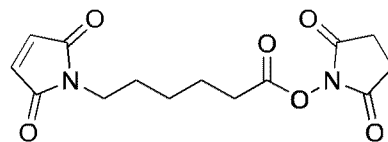
Method C: 3 minute run LRMS [M+1 = 1652]. ¹H NMR (METHANOL-d₄) δ: 8.00 (s, 3H), 5.21 (s, 3H), 4.59 (t, J=4.9 Hz, 6H), 4.56 (s, 6H), 3.95 (d, J=9.8 Hz, 6H), 3.85-3.92 (m, 9H), 3.74-3.79 (m, 9H), 3.69-3.74 (m, 3H), 3.55-3.69 (m, 42H), 2.91 (t, J=7.6 Hz, 2H), 2.20 (t, J=7.2 Hz, 2H), 1.99 (s, 9H), 1.90 (s, 3H), 1.52-1.68 (m, 4H), 1.34-1.43 (m, 2H)

N-{6-[(1,3-bis[(1-{1-[(1*S*,2*R*,3*R*,4*R*,5*S*)-4-(acetylamino)-2,3-dihydroxy-6,8-dioxabicyclo[3.2.1]oct-1-yl]-2,5,8,11-tetraoxatridecan-13-yl]-1*H*-1,2,3-triazol-4-yl)methoxy]-2-[(1-{1-[(1*S*,2*R*,3*R*,4*R*,5*S*)-4-(acetylamino)-2,3-dihydroxy-6,8-dioxabicyclo[3.2.1]oct-1-yl]-2,5,8,11-tetraoxatridecan-13-yl]-1*H*-1,2,3-triazol-4-yl)methoxy]methyl}propan-2-yl)amino]-6-oxohexyl}-6-(2,5-dioxo-2,5-dihydro-1*H*-pyrrol-1-yl)hexanamide (**49**)



5 To a solution of 6-amino-*N*-(1,3-bis[(1-{1-[(1*S*,2*R*,3*R*,4*R*,5*S*)-4-(acetylamino)-2,3-dihydroxy-6,8-dioxabicyclo[3.2.1]oct-1-yl]-2,5,8,11-tetraoxatridecan-13-yl}-1*H*-1,2,3-triazol-4-yl)methoxy]-2-[[1-1-[(1*S*,2*R*,3*R*,4*R*,5*S*)-4-(acetylamino)-2,3-dihydroxy-6,8-dioxabicyclo[3.2.1]oct-1-yl]-2,5,8,11-tetraoxatridecan-13-yl]-1*H*-1,2,3-triazol-4-yl)methoxy]methyl]propan-2-yl)hexanamide (**48**) (60 mg, 0.036 mmol) in *N,N*-dimethylformamide (0.5 mL) and tetrahydrofuran (0.5 mL) was added *N,N*-diisopropylethylamine (0.0253 mL, 0.145 mmol) and 1-{6-[(2,5-dioxopyrrolidin-1-

10 yl)oxy]-6-oxohexyl}-1*H*-pyrrole-2,5-dione (12.3 mg, 0.040 mmol) room temperature 16 hours. After 16 hours, the reaction was concentrated under reduced pressure. The crude material was purified using reverse-phase chromatography using the conditions below yielding title compound as a gum (15.4mg, 23%).



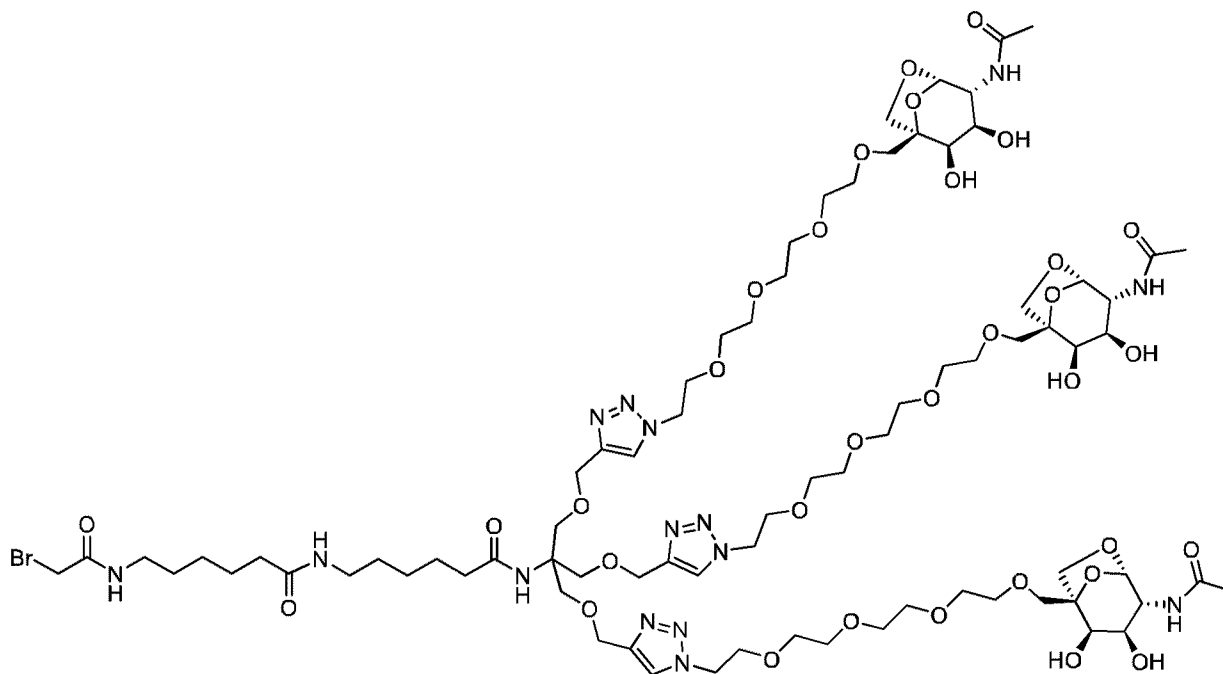
15 Purification Conditions

The residue was dissolved in dimethyl sulfoxide (1 mL) and purified by reversed-phase HPLC Column: Waters Sunfire C18 19x100, 5 μ ; Mobile phase A: 0.05% TFA in water (v/v); Mobile phase B: 0.05% TFA in acetonitrile (v/v); Gradient: 80.0% H₂O/20.0% Acetonitrile linear to 75% H₂O/25% Acetonitrile in 10.5min to 0% H₂O/100% MeCN to 11.0min, Hold at 0% H₂O / 100% Acetonitrile from 11.0 to 12.0min. Flow: 25mL/min.

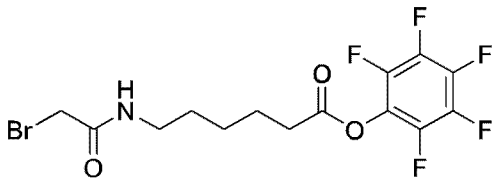
QC conditions

Column: Waters Atlantis dC18 4.6x50, 5 μ ; Mobile phase A: 0.05% TFA in water (v/v); Mobile phase B: 0.05% TFA in acetonitrile (v/v); Gradient: 95.0% H₂O/5.0% Acetonitrile linear to 5% H₂O/95% Acetonitrile in 4.0min, Hold at 5% H₂O/95% Acetonitrile from 4.0min to 5.0min. Flow: 2mL/min.; Retention time = 1.69 minutes; mass observed = 923.4907. Method C: 3 minute run LRMS [M-1 = 1843]. ¹H NMR (METHANOL-d₄) δ : 8.00 (s, 3H), 6.80 (s, 2H), 5.21 (s, 3H), 4.59 (t, J=5.0 Hz, 6H), 4.56 (s, 6H), 3.95 (t, J=9.7 Hz, 6H), 3.90 (t, J=5.0 Hz, 6H), 3.88 (d, J=4.1 Hz, 3H), 3.74-3.79 (m, 9H), 3.71 (dd, J=10.0, 4.1 Hz, 3H), 3.55-3.68 (m, 42H), 3.48 (t, J=7.0 Hz, 2H), 3.12 (t, J=7.0 Hz, 2H), 2.11-2.23 (m, 4H), 1.99 (s, 9H), 1.53-1.66 (m, 6H), 1.48 (quin, J=7.2 Hz, 2H), 1.24-1.36 (m, 4H)

N-{6-[(1,3-bis[(1-{1-[(1*S*,2*R*,3*R*,4*R*,5*S*)-4-(acetylamino)-2,3-dihydroxy-6,8-dioxabicyclo[3.2.1]oct-1-yl]-2,5,8,11-tetraoxatridecan-13-yl)-1*H*-1,2,3-triazol-4-yl)methoxy]-2-[(1-{1-[(1*S*,2*R*,3*R*,4*R*,5*S*)-4-(acetylamino)-2,3-dihydroxy-6,8-dioxabicyclo[3.2.1]oct-1-yl]-2,5,8,11-tetraoxatridecan-13-yl)-1*H*-1,2,3-triazol-4-yl)methoxy]methyl}propan-2-yl)amino]-6-oxohexyl}-6-[(bromoacetyl)amino]hexanamide (**50**)



To a solution of 6-amino-*N*-(1,3-bis[(1-{1-[(1*S*,2*R*,3*R*,4*R*,5*S*)-4-(acetylamino)-2,3-dihydroxy-6,8-dioxabicyclo[3.2.1]oct-1-yl]-2,5,8,11-tetraoxatridecan-13-yl}-1*H*-1,2,3-triazol-4-yl)methoxy]-2-[(1-{1-[(1*S*,2*R*,3*R*,4*R*,5*S*)-4-(acetylamino)-2,3-dihydroxy-6,8-dioxabicyclo[3.2.1]oct-1-yl]-2,5,8,11-tetraoxatridecan-13-yl}-1*H*-1,2,3-triazol-4-yl)methoxy)methyl]propan-2-yl)hexanamide (**48**) (60 mg, 0.036 mmol) in *N,N*-dimethylformamide (0.5 mL) and tetrahydrofuran (0.5 mL) was added *N,N*-diisopropylethylamine (0.0253 mL, 0.145 mmol) and pentafluorophenyl 6-

10 [(bromoacetyl)amino]hexanoate  (see Chemistry - A European Journal, **14**(16), 4939-4947; 2008, 16.7 mg, 0.0400 mmol) room temperature 16 hours. After 16 hours, the reaction was concentrated under reduced pressure. The crude material was purified using reverse-phase chromatography using the conditions below yielding the title compound as a gum (4.4 mg, 6.4%).

15 Mass observed: 944.1543

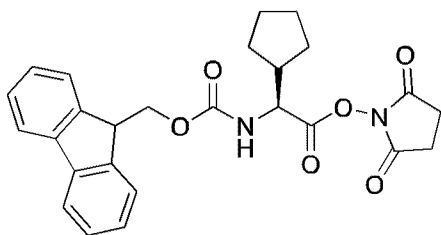
Purification Conditions

The residue was dissolved in dimethyl sulfoxide (1 mL) and purified by reversed-phase HPLC Column: Waters Sunfire C18 19x100, 5 μ ; Mobile phase A: 0.05% TFA in water (v/v); Mobile phase B: 0.05% TFA in acetonitrile (v/v); Gradient: 80.0% H₂O/20.0% Acetonitrile linear to 75% H₂O/25% Acetonitrile in 10.5min to 0% H₂O/100% MeCN to 11.0min, Hold at 0% H₂O / 100% Acetonitrile from 11.0 to 12.0min. Flow: 25mL/min.

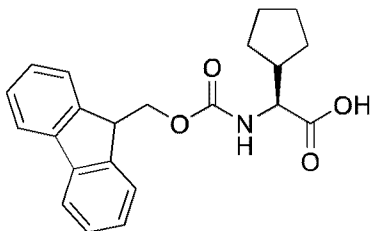
QC conditions

Column: Waters Atlantis dC18 4.6x50, 5 μ ; Mobile phase A: 0.05% TFA in water (v/v); Mobile phase B: 0.05% TFA in acetonitrile (v/v); Gradient: 95.0% H₂O/5.0% Acetonitrile linear to 5% H₂O/95% Acetonitrile in 4.0min, Hold at 5% H₂O/95% Acetonitrile from 4.0min to 5.0min. Flow: 2mL/min.; Retention time = 1.64 minutes; mass observed = 944.1543. Method C: 3 minute run LRMS [M+1 = 1886]. ¹H NMR (METHANOL-d₄) δ : 7.99 (s, 3H), 5.21 (s, 3H), 4.57-4.62 (m, 6H), 4.56 (s, 6H), 3.92-3.98 (m, 6H), 3.83-3.91 (m, 10H), 3.80 (s, 2H), 3.69-3.79 (m, 12H), 3.54-3.68 (m, 43H), 3.13 (t, J=6.7 Hz, 2H), 2.18 (d, J=6.5 Hz, 4H), 1.98 (s, 9H), 1.59-1.67 (m, 2H), 1.51-1.59 (m, 4H), 1.48 (br. s., 2H), 1.27-1.41 (m, 4H)

9*H*-fluoren-9-ylmethyl {(1*S*)-1-cyclopentyl-2-[(2,5-dioxopyrrolidin-1-yl)oxy]-2-oxoethyl}carbamate (**I-aa-1**)



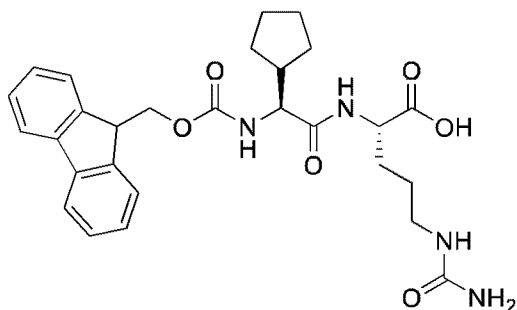
20 *N,N'*-Dicyclohexylcarbodiimide (247 mg, 1.2 mmol) was added portionwise to a solution of (2*S*)-cyclopentyl{[(9*H*-fluoren-9-ylmethoxy)carbonyl]amino}ethanoic acid



(380 mg, 1.04 mmol) and *N*-Hydroxysuccinimide (137.6

mg, 1.2 mmol) in dry tetrahydrofuran (40 mL) at 5- 10°C. After the addition, the mixture was stirred at room temperature overnight. The mixture was cooled to - 20 °C, then filtered to remove by-product. The filter cake was washed by cold tetrahydrofuran, the filtrate was concentrated to dryness, purified by flash column (eluted with petroleum ether: ethyl acetate from 100:10 to 100:50) to afford the title compound (380 mg, 79%).

N-5~-(9H-fluoren-9-ylmethoxy)carbonyl-*N*-2~-(2S)-2-cyclopentyl-2-[(9H-fluoren-9-ylmethoxy)carbonyl]amino}acetyl]-L-ornithine (**I-ab-1**)

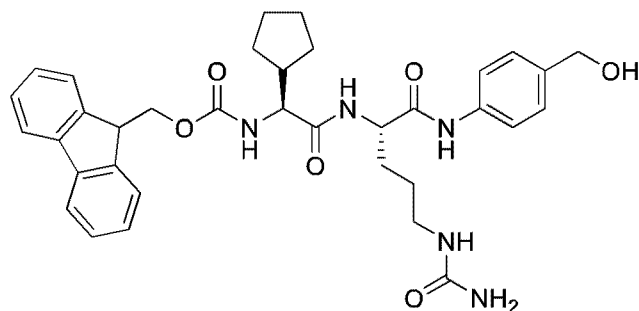


10 To the solution of (2S)-2-amino-5-(carbamoylamino)pentanoic acid (151 mg, 0.86 mmol) and sodium bicarbonate (72.5 mg, 0.86 mmol) in water (15 mL) was added tetrahydrofuran (10 mL) at 0°C. To the resulted mixture was added a solution of 9H-fluoren-9-ylmethyl [(1S)-1-cyclopentyl-2-[(2,5-dioxopyrrolidin-1-yl)oxy]-2-oxoethyl]carbamate (**I-aa-1**) (380 mg, 0.82 mmol) in 1,2-dimethoxy-ethane (15 mL)

15 dropwise under nitrogen. After addition, the mixture was stirred at room temperature overnight. The reaction mixture was washed by methyl-tertbutyl ether (50 mL) 4 times. The organic phase was discarded and the aqueous layer was acidified to pH=3-4 by aqueous hydrochloric acid (1 M). The solution was extracted using chloroform/isopropyl alcohol (4:1) (50 mL) 6 times. Combined organic layer was dried

20 over sodium sulfate, concentrated to dryness to afford the title compound (403 mg, 93.7%) as white solid.

9H-fluoren-9-ylmethyl [(1S)-2-[(2S)-5-(carbamoylamino)-1-[[4-(hydroxymethyl)phenyl]amino]-1-oxopentan-2-yl]amino]-1-cyclopentyl-2-oxoethyl]carbamate (**I-ac-1**)



To the solution of *N*-ethoxycarbonyl-*N*-((2*S*)-2-cyclopentyl-2-((9*H*-fluoren-9-ylmethoxy)carbonyl)amino)acetyl]-*L*-ornithine (**1-ab-1**) (500 mg, 0.95 mmol) and 4-aminobenzyl alcohol (470 mg, 3.82 mmol) in dichloromethane/methanol (30 mL/15 mL) was added *N*-Ethoxycarbonyl-2-ethoxy-1,2-dihydroquinoline (708 mg, 2.86 mmol). Then the reaction mixture was stirred at room temperature overnight in darkness. The following morning, the reaction was concentrated under reduced pressure and the residue was washed by methyl tert-butyl ether (100 mL×3). Then the filter cake was purified by prep-HPLC (see conditions below) to give the title compound as yellow solid (31 mg, 5.1%). ¹H NMR (400 MHz, DMSO): δ 9.95 (s, 1H), 8.09 (d, 1H), 7.90-7.88 (d, 2H), 7.73-7.71 (t, 2H), 7.55-7.53 (t, 2H), 7.41 (t, 2H), 7.34-7.30 (t, 2H), 7.24-7.22 (d, 2H), 5.96 (t, 1H), 5.39 (s, 2H), 5.11-5.08 (t, 1H), 4.44-4.42 (d, 3H), 4.32-4.23 (m, 3H), 3.96-3.92 (t, 1H), 3.01-3.00 (m, 3H), 2.15-2.13 (m, 1H), 1.66-1.24 (m, 12H), m/z for C₃₅H₄₁N₅O₆ :628.4 (M+H)⁺, Retention time: 4.213 min

Purification Conditions:

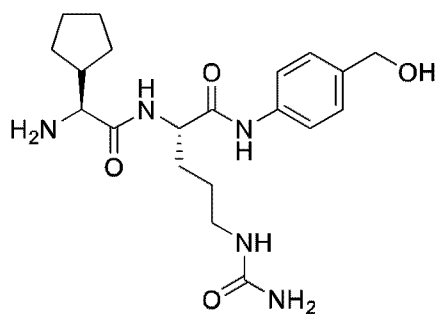
Column: DIKMA Diamonsil (2) C18 200*20mm*5um; mobile phase: from 30% acetonitrile in water (0.1% TFA) to 50% acetonitrile in water (0.1% TFA); wavelength = 220 nm; workup: concentrated and lyophilized.

QC Conditions:

Column: Ultimate XB-C18, 3*50mm, 3um; Retention time: 4.33 min; Mobile phase: A, water (2.7 mL TFA in 4L water) B, acetonitrile (2.5 mL TFA in 4L acetonitrile) elution gradient 1%-100%; Wavelength: 220 nm; ee value: 100%. Column: Chiralcel™ OD-3 50*4.6mm I.D., 3um; retention time: 1.923 minutes; Mobile phase: ethanol (0.05%

DEA) in CO₂ from 5% to 40%; flow rate: 2.5 mL/minutes; Wavelength: 254 nm; ee value = 100%. Column: AD-3 50*4.6mm I.D., 3um; retention time: 1.981 min.; Mobile phase: ethanol (0.05% DEA) in CO₂ from 5% to 40% ; Flow rate: 2.5 mL/min.; wavelength: 220 nm

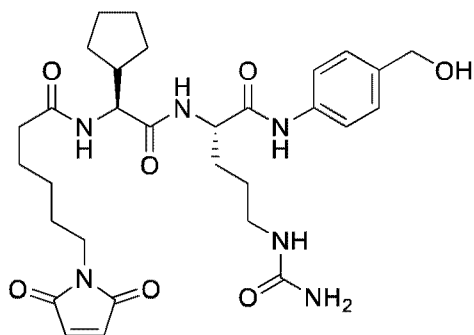
5 *N*-2-~-(2*S*)-2-amino-2-cyclopentylacetyl]-*N*-5~-carbamoyl-*N*-[4-(hydroxymethyl)phenyl]-*L*-ornithinamide (**I-ad-1**)



10 To a stirred solution of 9H-fluoren-9-ylmethyl [(1*S*)-2-~{[(2*S*)-5-(carbamoylamino)-1-~{4-(hydroxymethyl)phenyl]amino}-1-oxopentan-2-yl]amino}-1-cyclopentyl-2-oxoethyl]carbamate (**I-ac-1**) (500 mg, 0.797 mmol) in *N,N*-dimethylformamide (10 mL) was added drop wise piperidine (4 mL) at 5°C under nitrogen. The mixture was stirred at room temperature for 1.5 hours. The reaction was concentrated to dryness. The crude product was washed with dichloromethane (20 mL), filtered and filter cake was dried in vacuum to give the title compound (300 mg, 93.1 %) as solid which was used for next step without purification.

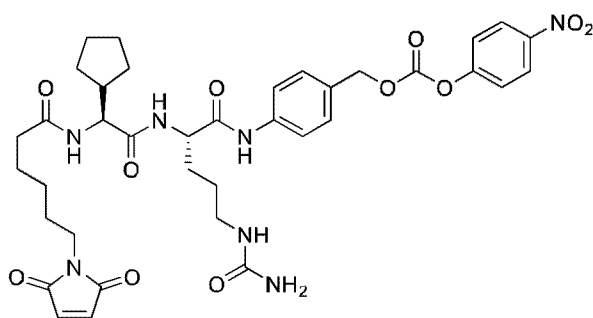
15

N-[(1*S*)-2-~{[(2*S*)-5-(carbamoylamino)-1-~{4-(hydroxymethyl)phenyl]amino}-1-oxopentan-2-yl]amino}-1-cyclopentyl-2-oxoethyl]-6-(2,5-dioxo-2,5-dihydro-1*H*-pyrrol-1-yl)hexanamide (**I-ae-1**)



To a stirred solution of *N*-[(1*S*)-2-((2*S*)-2-cyclopentyl-2-oxoethyl)amino-1-oxopentan-2-yl]amino-1-cyclopentyl-2-oxoethyl]-6-(2,5-dioxo-2,5-dihydro-1*H*-pyrrol-1-yl)hexanamide (**I-ad-1**) (300 mg, 0.74 mmol) in *N,N*-dimethylformamide (12 mL) was added 1-{6-[(2,5-dioxopyrrolidin-1-yl)oxy]-6-oxohexyl}-1*H*-pyrrole-2,5-dione (272 mg, 0.889 mmol) at 3°C under nitrogen. The mixture was stirred at room temperature for 2 hours. The reaction was added drop wise into methyl tert-butyl ether (250 mL), stirred at room temperature for 20 min, filtered and filter cake was concentrated to dryness to give the title compound (300 mg, 67.8 %) as solid which was used for next step without purification.

N-[(1*S*)-2-((2*S*)-2-cyclopentyl-2-oxoethyl)amino-1-oxopentan-2-yl]amino-1-cyclopentyl-2-oxoethyl]-6-(2,5-dioxo-2,5-dihydro-1*H*-pyrrol-1-yl)hexanamide (**I-af-1**)

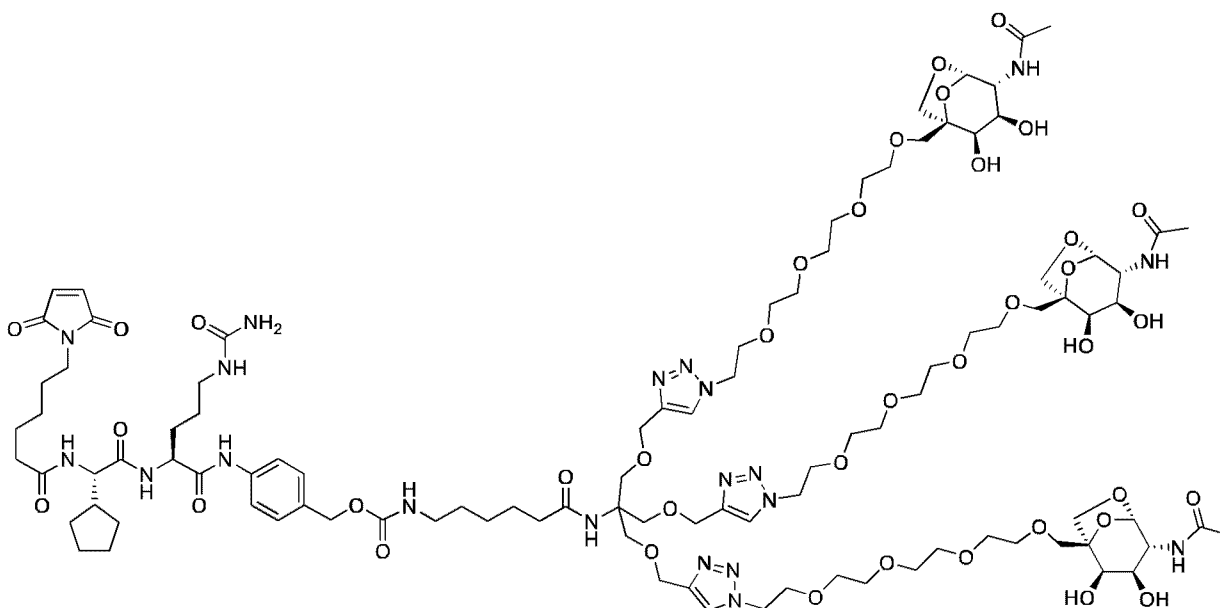


To a stirred solution of *N*-[(1*S*)-2-((2*S*)-5-(carbamoylamino)-1-[[4-(hydroxymethyl)phenyl]amino]-1-oxopentan-2-yl]amino-1-cyclopentyl-2-oxoethyl]-6-(2,5-dioxo-2,5-dihydro-1*H*-pyrrol-1-yl)hexanamide (**I-ae-1**) (300 mg, 0.740 mmol) in *N,N*-dimethylformamide (12 mL) was added bis(4-nitrophenyl) carbonate (900 mg, 2.96 mmol) and *N,N*-diisopropylethylamine (390 mg, 2.96 mmol) at 3°C under

nitrogen. The reaction was stirred at room temperature for overnight. The reaction was added drop wise into methyl tert-butyl ether (60 mL), stirred at room temperature for 20 min, filtered and filter cake was washed with methyl tert-butyl ether (100 mL). The crude product was dried in vacuum to dryness. The crude product was purified by flash column eluted with dichloromethane: methanol from 100:1 to 94:6 to afford the title compound (50 mg, 17.7 %) as solid. ¹H NMR (400 MHz, DMSO): δ 10.09 (br, 1H), 8.33 (d, 2H), 8.13 (d, 1H), 7.93 (d, 1H), 7.67-7.41 (m, 6H), 7.01 (s, 2H), 5.98 (br, 1H), 5.43 (s, 2H), 5.25 (s, 2H), 4.39 (m, 1H), 4.23-4.19 (m, 1H), 3.37 (m, 1H), 3.03-2.96 (m, 2H), 2.14-2.11 (m, 3H), 1.70-1.19 (m, 19H). LC-MS: m/z for C₃₇H₄₅N₇O₁₁ :764.3 (M+H)⁺; Retention time: 0.823 min.

4-[[[(2R)-5-(carbamoylamino)-2-[[[(2R)-2-cyclopentyl-2-[[[6-(2,5-dioxo-2,5-dihydro-1H-pyrrol-1-yl)hexanoyl]amino]acetyl]amino]pentanoyl]amino]benzyl {6-[(1,3-bis[(1-{[(1S,2R,3R,4R,5S)-4-(acetylamino)-2,3-dihydroxy-6,8-dioxabicyclo[3.2.1]oct-1-yl]-2,5,8,11-tetraoxatridecan-13-yl)-1H-1,2,3-triazol-4-yl)methoxy]-2-[[[(1-{[(1S,2R,3R,4R,5S)-4-(acetylamino)-2,3-dihydroxy-6,8-dioxabicyclo[3.2.1]oct-1-yl]-2,5,8,11-tetraoxatridecan-13-yl)-1H-1,2,3-triazol-4-yl)methoxy]methyl]propan-2-yl)amino]-6-oxohexyl}]carbamate

(51)



20

To a solution of 6-amino-*N*-(1,3-bis[(1-{1-[(1*S*,2*R*,3*R*,4*R*,5*S*)-4-(acetylamino)-2,3-dihydroxy-6,8-dioxabicyclo[3.2.1]oct-1-yl]-2,5,8,11-tetraoxatridecan-13-yl}-1*H*-1,2,3-triazol-4-yl)methoxy]-2-[(1-{1-[(1*S*,2*R*,3*R*,4*R*,5*S*)-4-(acetylamino)-2,3-dihydroxy-6,8-dioxabicyclo[3.2.1]oct-1-yl]-2,5,8,11-tetraoxatridecan-13-yl}-1*H*-1,2,3-triazol-4-yl)methoxy]methyl}propan-2-yl)hexanamide (**48**) (45 mg, 0.027 mmol) in *N,N*-dimethylformamide (0.5 mL) and tetrahydrofuran (0.3 mL) was added *N,N*-diisopropylethyl amine (0.019 mL, 0.109 mmol) and *N*-5~carbamoyl-*N*-2~-(2*S*)-2-cyclopentyl-2-[[6-(2,5-dioxo-2,5-dihydro-1*H*-pyrrol-1-yl)hexanoyl]amino]acetyl]-*N*-[4-(((4-nitrophenoxy)carbonyl]oxy)methyl)phenyl]-*L*-ornithinamide (I-af-1) (20.8 mg, 0.0272 mmol) room temperature 18 hours. After 18 hours, a sample was removed and the UPLC showed the formation of the desired product. The crude reaction mixture was concentrated under reduced pressure. The resulting crude material was purified by reverse-phase chromatography using the conditions below yielding the title compound as a gum (21.7 mg, 35%).

Purification conditions:

The residue was dissolved in dimethyl sulfoxide (1 mL) and purified by reversed-phase HPLC Column: Waters Sunfire C18 19x100, 5u; Mobile phase A: 0.05% TFA in water (v/v); Mobile phase B: 0.05% TFA in acetonitrile (v/v); Gradient: 75.0% H2O/25.0% Acetonitrile linear to 65% H2O/35% Acetonitrile in 10.5min to 0% H2O/100% MeCN to 11.0min, Hold at 0% H2O / 100% Acetonitrile from 11.0 to 12.0min. Flow: 25mL/min.

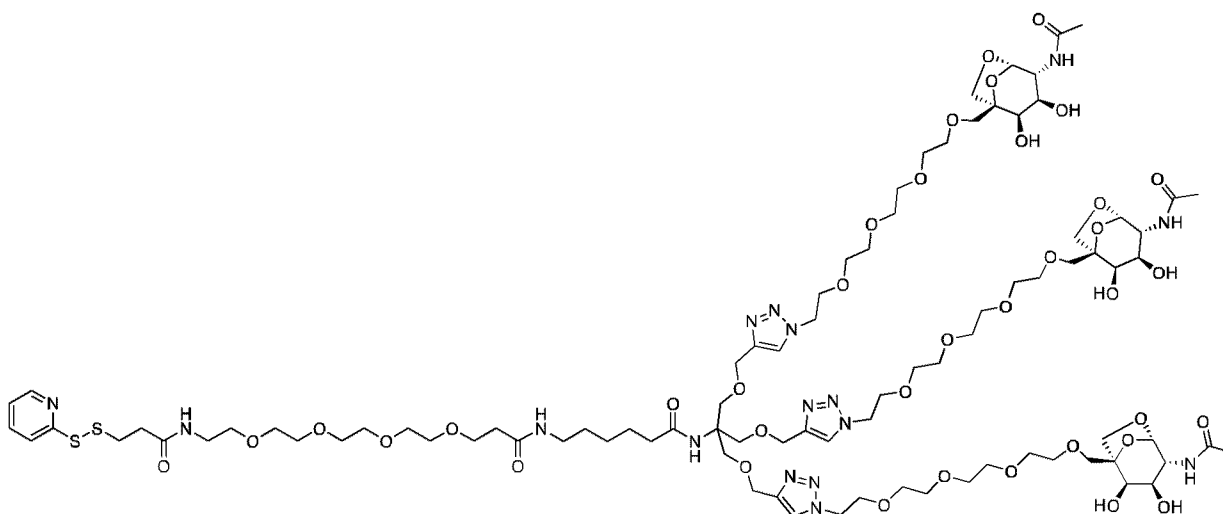
QC Conditions:

Column: Waters Atlantis dC18 4.6x50, 5u; Mobile phase A: 0.05% TFA in water (v/v); Mobile phase B: 0.05% TFA in acetonitrile (v/v); 95.0% H2O/5.0% Acetonitrile linear to 5% H2O/95% Acetonitrile in 4.0min, Hold at 5% H2O/95% Acetonitrile from 4.0min to 5.0min. Flow: 2mL/min.; retention time = 1.99 minutes; Retention time = 1.99 minutes; Mass observed = 1139.1254. Method C: 1.5 minute run LRMS [1/2M=1138]. ¹H NMR (METHANOL-d₄) δ: 7.99 (s, 3H), 7.57 (d, J=8.2 Hz, 2H), 7.30 (d, J=8.2 Hz, 2H), 6.79 (s, 2H), 5.21 (s, 3H), 5.01 (s, 2H), 4.55-4.64 (m, 12H), 4.51 (dd, J=9.0, 5.1 Hz, 1H), 4.43 (q, J=7.2 Hz, 1H), 4.16 (d, J=9.4 Hz, 1H), 3.95 (d, J=9.8 Hz, 6H), 3.85-3.91 (m, 9H), 3.74-3.79 (m, 9H), 3.71 (dd, J=9.8, 4.3 Hz, 3H), 3.54-3.67 (m,

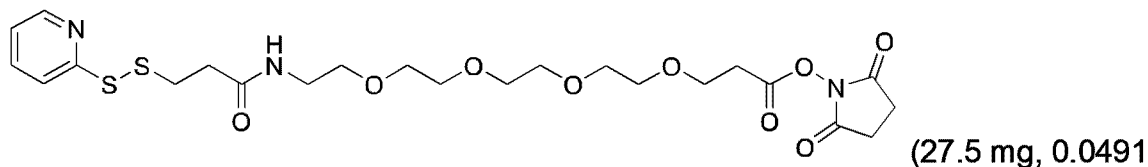
41H), 3.47 (t, J=7.0 Hz, 2H), 3.16-3.26 (m, 1H), 3.10-3.16 (m, 1H), 3.07 (t, J=6.8 Hz, 2H), 2.24 (q, J=7.7 Hz, 3H), 2.16 (t, J=7.4 Hz, 2H), 1.99 (s, 9H), 1.85-1.95 (m, 1H), 1.42-1.84 (m, 16H), 1.37 (t, J=7.0 Hz, 2H), 1.23-1.34 (m, 5H)

N-(1,3-bis[(1-{1-[(1*S*,2*R*,3*R*,4*R*,5*S*)-4-(acetylamino)-2,3-dihydroxy-6,8-dioxabicyclo[3.2.1]oct-1-yl]-2,5,8,11-tetraoxatridecan-13-yl}-1*H*-1,2,3-triazol-4-yl)methoxy]-2-[(1-{1-[(1*S*,2*R*,3*R*,4*R*,5*S*)-4-(acetylamino)-2,3-dihydroxy-6,8-dioxabicyclo[3.2.1]oct-1-yl]-2,5,8,11-tetraoxatridecan-13-yl}-1*H*-1,2,3-triazol-4-yl)methoxy)methyl]propan-2-yl)-3,19-dioxo-1-(pyridin-2-yl)disulfanyl)-7,10,13,16-tetraoxa-4,20-diazahexacosan-26-amide

(52)



To a solution of 6-amino-*N*-(1,3-bis[(1-{1-[(1*S*,2*R*,3*R*,4*R*,5*S*)-4-(acetylamino)-2,3-dihydroxy-6,8-dioxabicyclo[3.2.1]oct-1-yl]-2,5,8,11-tetraoxatridecan-13-yl}-1*H*-1,2,3-triazol-4-yl)methoxy]-2-[(1-{1-[(1*S*,2*R*,3*R*,4*R*,5*S*)-4-(acetylamino)-2,3-dihydroxy-6,8-dioxabicyclo[3.2.1]oct-1-yl]-2,5,8,11-tetraoxatridecan-13-yl}-1*H*-1,2,3-triazol-4-yl)methoxy)methyl]propan-2-yl)hexanamide acetate salt (**48**) (70.0 mg, 0.041 mmol) and *N*-{15-[(2,5-dioxopyrrolidin-1-yl)oxy]-15-oxo-3,6,9,12-tetraoxapentadec-1-yl}-3-(pyridin-2-yl)disulfanyl)propanamide



mmol) in *N,N*-dimethylformamide (0.6 mL) and tetrahydrofuran (0.6 mL) was added *N,N*-diisopropylethylamine (0.0285 mL, 0.164 mmol). The reaction was allowed to stir at room temperature 18 hours. After 18 hours, the reaction was concentrated under reduced pressure. The crude material was purified using reverse-phase chromatography using the conditions below yielding the title compound as a gum (47.7 mg, 56%). Method C: 3 minute run LRMS [1/3M+1= 699].
¹H NMR (METHANOL-*d*₄) δ: 8.47 (d, *J*=4.7 Hz, 1H), 8.01 (s, 3H), 7.93 (d, *J*=3.5 Hz, 2H), 7.30-7.38 (m, 1H), 5.21 (s, 3H), 4.57-4.62 (m, 6H), 4.57 (s, 6H), 3.92-3.99 (m, 6H), 3.89 (dd, *J*=10.7, 4.9 Hz, 9H), 3.74-3.80 (m, 9H), 3.72 (dd, *J*=9.8, 4.7 Hz, 6H), 3.51-3.68 (m, 55H), 3.35-3.41 (m, 2H), 3.14 (t, *J*=7.0 Hz, 2H), 3.10 (t, *J*=6.8 Hz, 2H), 2.64 (t, *J*=7.0 Hz, 2H), 2.43 (t, *J*=6.0 Hz, 2H), 2.17 (t, *J*=7.4 Hz, 2H), 1.99 (s, 9H), 1.52-1.61 (m, 2H), 1.43-1.51 (m, 2H), 1.27-1.38 (m, 2H)

Purification Conditions

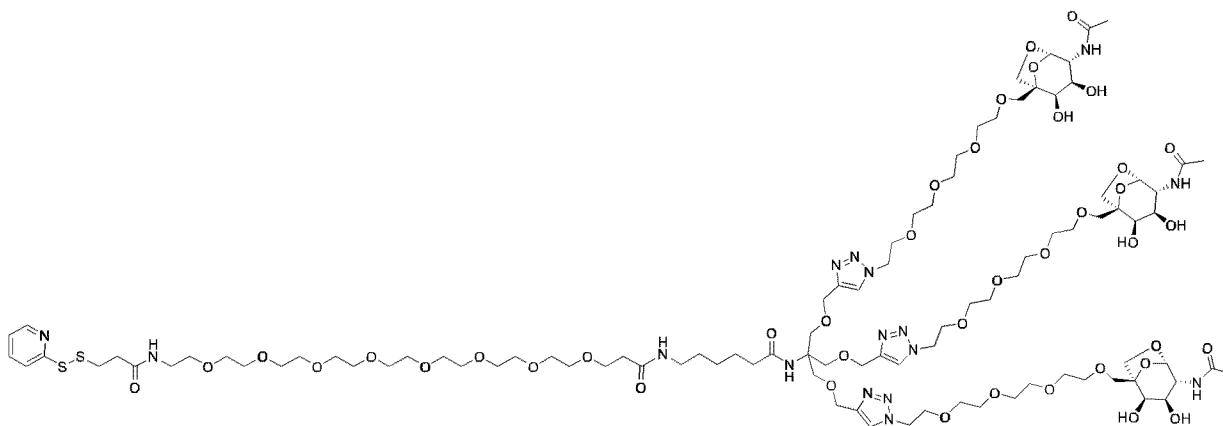
The residue was dissolved in dimethyl sulfoxide (1 mL) and purified by reversed-phase HPLC Column: Waters Sunfire C18 19x100, 5u; Mobile phase A: 0.05% TFA in water (v/v); Mobile phase B: 0.05% TFA in acetonitrile (v/v); Gradient: 80.0% H₂O/20.0% Acetonitrile linear to 70% H₂O/30% Acetonitrile in 8.5min to 0% H₂O/100% MeCN to 9.0min, Hold at 0% H₂O / 100% Acetonitrile from 9.0 to 10.0min. Flow: 25mL/min.

QC conditions

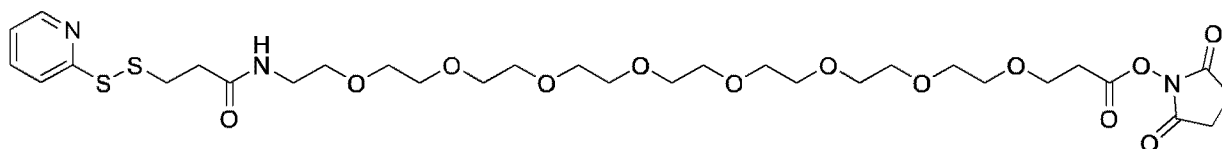
Column: Waters Atlantis dC18 4.6x50, 5u; Mobile phase A: 0.05% TFA in water (v/v); Mobile phase B: 0.05% TFA in acetonitrile (v/v); Gradient: 95.0% H₂O/5.0% Acetonitrile linear to 5% H₂O/95% Acetonitrile in 4.0min, Hold at 5% H₂O/95% Acetonitrile from 4.0min to 5.0min. Flow: 2mL/min.; Retention time = 1.78 minutes; mass observed = 699.6404

N-(1,3-bis[(1-{1-[(1*S*,2*R*,3*R*,4*R*,5*S*)-4-(acetylamino)-2,3-dihydroxy-6,8-dioxabicyclo[3.2.1]oct-1-yl]-2,5,8,11-tetraoxatridecan-13-yl})-1*H*-1,2,3-triazol-4-

yl)methoxy]-2-[[[1-[[1-[(1*S*,2*R*,3*R*,4*R*,5*S*)-4-(acetylamino)-2,3-dihydroxy-6,8-dioxabicyclo[3.2.1]oct-1-yl]-2,5,8,11-tetraoxatridecan-13-yl]-1*H*-1,2,3-triazol-4-yl)methoxy]methyl]propan-2-yl)-3,31-dioxo-1-(pyridin-2-yl)disulfanyl]-7,10,13,16,19,22,25,28-octaoxa-4,32-diazaoctatriacontan-38-amide (**53**)



To a solution of 6-amino-N-(1,3-bis[[1-[[1-[(1*S*,2*R*,3*R*,4*R*,5*S*)-4-(acetylamino)-2,3-dihydroxy-6,8-dioxabicyclo[3.2.1]oct-1-yl]-2,5,8,11-tetraoxatridecan-13-yl]-1*H*-1,2,3-triazol-4-yl)methoxy]methyl]propan-2-yl)hexanamide acetate salt (**48**) (70.0 mg, 0.041 mmol) and N-{27-[(2,5-dioxopyrrolidin-1-yl)oxy]-27-oxo-3,6,9,12,15,18,21,24-octaoxaheptacos-1-yl)-3-(pyridin-2-yl)disulfanyl)propanamide



(30.1 mg, 0.041 mmol) in *N,N*-dimethylformamide (0.6 mL) and tetrahydrofuran (0.6 mL) was added *N,N*-diisopropylethylamine (0.0285 mL, 0.164 mmol). The reaction was allowed to stir at room temperature 18 hours. After 18 hours, the reaction was concentrated under reduced pressure. The crude material was purified using reverse-phase chromatography using the conditions below yielding the title compound as a gum (59.2 mg, 64%). Method C: 3 minute run LRMS [1/3M= 757]. ¹H NMR (METHANOL-*d*₄) δ: 8.47 (d, *J*=5.1 Hz, 1H), 8.01 (s, 3H), 7.92 (d, *J*=3.5 Hz, 2H), 7.30-7.39 (m, 1H), 5.21 (s, 3H), 4.57-4.62 (m, 6H), 4.57 (s, 6H), 3.92-3.99 (m,

20

6H), 3.86-3.92 (m, 9H), 3.77 (s, 9H), 3.69-3.74 (m, 6H), 3.50-3.68 (m, 73H), 3.14 (t, J=7.0 Hz, 2H), 3.10 (t, J=7.0 Hz, 2H), 2.64 (t, J=6.8 Hz, 2H), 2.43 (t, J=6.0 Hz, 2H), 2.17 (t, J=7.4 Hz, 2H), 1.99 (s, 9H), 1.53-1.63 (m, 2H), 1.42-1.52 (m, 2H), 1.32 (dt, J=15.1, 7.5 Hz, 2H)

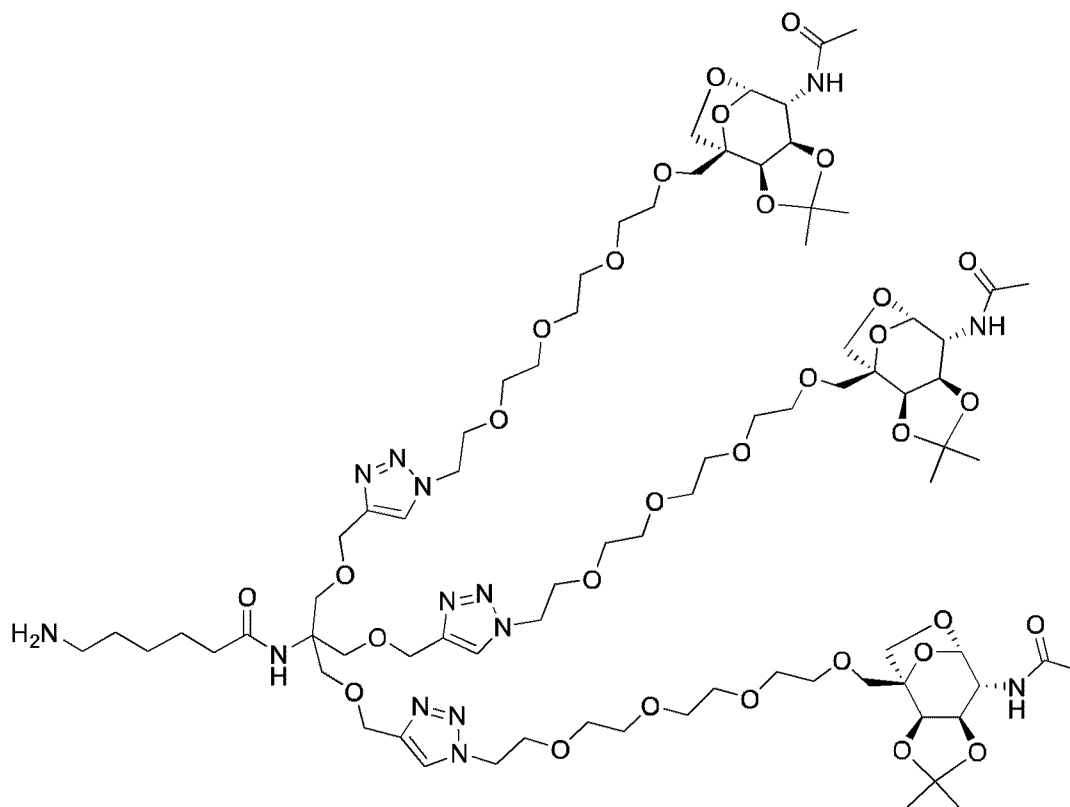
5 **Purification Conditions**

The residue was dissolved in dimethyl sulfoxide (1 mL) and purified by reversed-phase HPLC Column: Waters Sunfire C18 19x100, 5u; Mobile phase A: 0.05% TFA in water (v/v); Mobile phase B: 0.05% TFA in acetonitrile (v/v); Gradient: 80.0% H2O/20.0% Acetonitrile linear to 70% H2O/30% Acetonitrile in 8.5min to 0% H2O/100% MeCN to 9.0min, Hold at 0% H2O / 100% Acetonitrile from 9.0 to 10.0min. Flow: 25mL/min.

QC conditions

Column: Waters Atlantis dC18 4.6x50, 5u; Mobile phase A: 0.05% TFA in water (v/v); Mobile phase B: 0.05% TFA in acetonitrile (v/v); Gradient: 95.0% H2O/5.0% Acetonitrile linear to 5% H2O/95% Acetonitrile in 4.0min, Hold at 5% H2O/95% Acetonitrile from 4.0min to 5.0min. Flow: 2mL/min.; retention time = 1.85 minutes; mass observed = 758.405

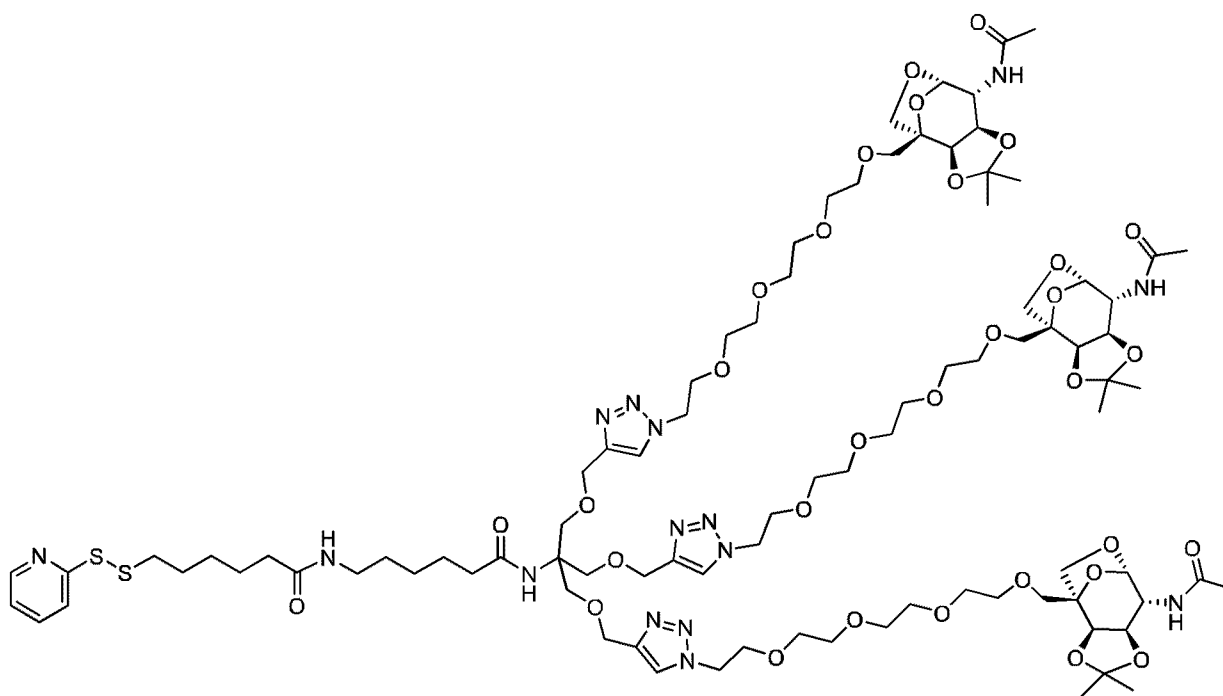
6-amino-*N*-(1,3-bis[(1-{1-[(1*S*,2*R*,6*R*,7*R*,8*S*)-7-(acetylamino)-4,4-dimethyl-3,5,9,11-tetraoxatricyclo[6.2.1.0~2,6~]undec-1-yl]-2,5,8,11-tetraoxatridecan-13-yl}-1*H*-1,2,3-triazol-4-yl)methoxy]-2-[(1-{1-[(1*S*,2*R*,6*R*,7*R*,8*S*)-7-(acetylamino)-4,4-dimethyl-3,5,9,11-tetraoxatricyclo[6.2.1.0~2,6~]undec-1-yl]-2,5,8,11-tetraoxatridecan-13-yl}-1*H*-1,2,3-triazol-4-yl)methoxy)methyl]propan-2-yl)hexanamide (**l-ag-1**)



benzyl {6-[(1,3-bis[(1-{1-[(1*S*,2*R*,6*R*,7*R*,8*S*)-7-(acetylamino)-4,4-dimethyl-3,5,9,11-tetraoxatricyclo[6.2.1.0~2,6~]undec-1-yl]-2,5,8,11-tetraoxatridecan-13-yl]-1*H*-1,2,3-triazol-4-yl)methoxy]-2-[(1-{1-[(1*S*,2*R*,6*R*,7*R*,8*S*)-7-(acetylamino)-4,4-dimethyl-3,5,9,11-tetraoxatricyclo[6.2.1.0~2,6~]undec-1-yl]-2,5,8,11-tetraoxatridecan-13-yl]-1*H*-1,2,3-triazol-4-yl)methoxy]methyl}propan-2-yl)amino]-6-oxohexyl}carbamate (**1y-1**) (1200 mg, 0.63 mmol) was dissolved in methanol (30 mL). The solution was then passed through the H-cube using a 10% palladium on carbon (small cartridge) using the following parameters (temperature = 50°C, flow rate = 1.0 mL/min., pressure = Full H₂ (1 bar)). The solution was collected. A sample was removed and the UPLC showed starting material remaining. The reaction was passed through the H-cube a second time using the above parameters. The collected solution was concentrated under reduced pressure yielding the title compound as white foam (1039 mg, 93%). Method C: 1.5 minute run LRMS [1/2M = 886]. ¹H NMR (METHANOL-d₄) δ: 7.99 (s, 3H), 5.23 (d, J=1.6 Hz, 3H), 4.45-4.62 (m, 12H), 4.29 (d, J=5.9 Hz, 3H), 4.16 (t, J=6.4 Hz, 3H), 3.87-3.98 (m, 12H), 3.73-3.85 (m, 15H), 3.54-3.70 (m, 36H), 2.87 (t, J=7.6

Hz, 2H), 2.20 (t, J=7.2 Hz, 2H), 1.98 (s, 9H), 1.53-1.69 (m, 4H), 1.48 (s, 9H), 1.34-1.41 (m, 2H), 1.33 (s, 9H)

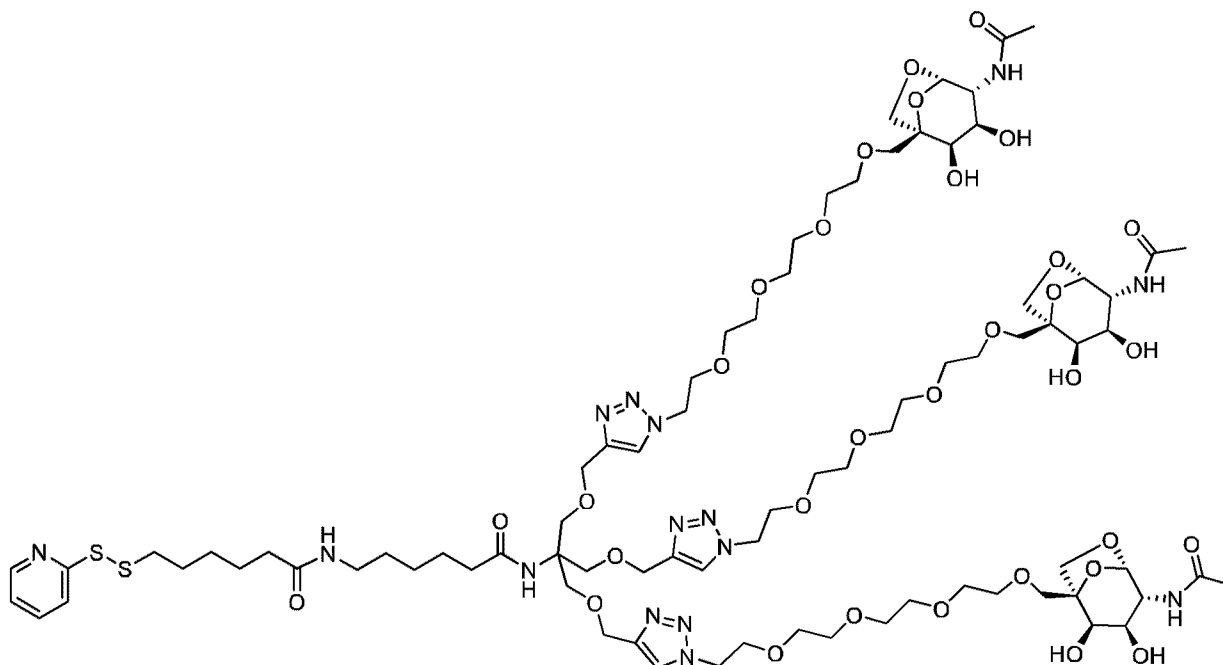
N-{6-[(1,3-bis[(1-{1-[(1*S*,2*R*,6*R*,7*R*,8*S*)-7-(acetylamino)-4,4-dimethyl-3,5,9,11-tetraoxatricyclo[6.2.1.0~2,6~]undec-1-yl]-2,5,8,11-tetraoxatridecan-13-yl)-1*H*-1,2,3-triazol-4-yl)methoxy]-2-[(1-{1-[(1*S*,2*R*,6*R*,7*R*,8*S*)-7-(acetylamino)-4,4-dimethyl-3,5,9,11-tetraoxatricyclo[6.2.1.0~2,6~]undec-1-yl]-2,5,8,11-tetraoxatridecan-13-yl)-1*H*-1,2,3-triazol-4-yl)methoxy]methyl}propan-2-yl)amino]-6-oxohexyl}-6-(pyridin-2-yl)disulfanyl}hexanamide (**I-ag-2**)



To a solution of 6-amino-*N*-(1,3-bis[(1-{1-[(1*S*,2*R*,6*R*,7*R*,8*S*)-7-(acetylamino)-4,4-dimethyl-3,5,9,11-tetraoxatricyclo[6.2.1.0~2,6~]undec-1-yl]-2,5,8,11-tetraoxatridecan-13-yl)-1*H*-1,2,3-triazol-4-yl)methoxy]-2-[(1-{1-[(1*S*,2*R*,6*R*,7*R*,8*S*)-7-(acetylamino)-4,4-dimethyl-3,5,9,11-tetraoxatricyclo[6.2.1.0~2,6~]undec-1-yl]-2,5,8,11-tetraoxatridecan-13-yl)-1*H*-1,2,3-triazol-4-yl)methoxy]methyl}propan-2-yl)hexanamide (**I-ag-1**) (105.0 mg, 0.0593 mmol) in *N,N*-dimethylformamide (0.5 mL) and tetrahydrofuran (0.5 mL) was added *N,N*-diisopropylethylamine (0.031 mL, 0.178 mmol) and was allowed to stir for 10 minutes before being added to 1-[[6-(pyridin-2-

ylidisulfanyl)hexanoyl]oxy}pyrrolidine-2,5-dione (**I-s-1**) (25.2 mg, 0.0711 mmol) and the reaction was then heated to room temperature for 16 hours. After 16 hours, the reaction was diluted with water (15 mL) and brine (5 mL) and extracted three times with dichloromethane (20 mL). The combined organic layers were washed with water (20 mL), brine (20 mL), dried over magnesium sulfate, filtered and concentrated under reduced pressure. The crude material was purified using the CombiFlash Rf (RediSep 12g silica gel column) and eluting with a gradient of 0-20% methanol/dichloromethane yielding the title compound (59.6 mg, 50%). Method C: MassLynx\Acid_3.0Min.olp – LRMS [1/2M+1 = 1006]. ¹H NMR (METHANOL-d₄) δ: 8.39 (d, J=4.7 Hz, 1H), 7.98 (s, 3H), 7.83-7.87 (m, 1H), 7.77-7.83 (m, 1H), 7.21 (t, J=5.9 Hz, 1H), 5.23 (d, J=1.6 Hz, 3H), 4.50-4.64 (m, 12H), 4.29 (d, J=5.9 Hz, 3H), 4.16 (t, J=6.4 Hz, 3H), 3.87-3.96 (m, 12H), 3.84 (d, J=7.8 Hz, 3H), 3.71-3.79 (m, 15H), 3.54-3.70 (m, 31H), 3.18-3.28 (m, 2H), 3.13 (q, J=6.5 Hz, 2H), 2.82 (t, J=7.2 Hz, 2H), 2.12-2.23 (m, 4H), 1.98 (s, 9H), 1.71 (quin, J=7.3 Hz, 2H), 1.51-1.64 (m, 6H), 1.44-1.51 (m, 11H), 1.28-1.34 (m, 11H)

N-{6-[(1,3-bis[(1-{1-[(1*S*,2*R*,3*R*,4*R*,5*S*)-4-(acetylamino)-2,3-dihydroxy-6,8-dioxabicyclo[3.2.1]oct-1-yl]-2,5,8,11-tetraoxatridecan-13-yl)-1*H*-1,2,3-triazol-4-yl)methoxy]-2-[(1-{1-[(1*S*,2*R*,3*R*,4*R*,5*S*)-4-(acetylamino)-2,3-dihydroxy-6,8-dioxabicyclo[3.2.1]oct-1-yl]-2,5,8,11-tetraoxatridecan-13-yl)-1*H*-1,2,3-triazol-4-yl)methoxy]methyl}propan-2-yl)amino]-6-oxohexyl}-6-(pyridin-2-ylidisulfanyl)hexanamide (**54**)



A solution of *N*-{6-[(1,3-bis[(1-{1-[(1*S*,2*R*,6*R*,7*R*,8*S*)-7-(acetylamino)-4,4-dimethyl-3,5,9,11-tetraoxatricyclo[6.2.1.0~2,6~]undec-1-yl]-2,5,8,11-tetraoxatridecan-13-yl]-1*H*-1,2,3-triazol-4-yl)methoxy]-2-[[1-[(1-[(1*S*,2*R*,6*R*,7*R*,8*S*)-7-(acetylamino)-4,4-dimethyl-3,5,9,11-tetraoxatricyclo[6.2.1.0~2,6~]undec-1-yl]-2,5,8,11-tetraoxatridecan-13-yl]-1*H*-1,2,3-triazol-4-yl)methoxy]methyl]propan-2-yl)amino]-6-oxohexyl]-6-(pyridin-2-yl)disulfanyl}hexanamide (**1-ag-2**) (59 mg, 0.029 mmol) in acetic acid (4 mL), methanol (1 mL) and water (1 mL) was heated to 70°C for 24 hours. After 24 hours, the reaction was cooled to room temperature and concentrated under reduced pressure. The crude material was diluted with toluene and concentrated under reduced pressure. The crude material was diluted with toluene a second time and concentrated under reduced pressure yielding the crude title compound (50.5 mg, 91%). The crude material was purified using reverse-phase chromatography using the conditions below and yielding the title compound as a gum (25.2 mg, 45%)

Purification conditions:

The residue was dissolved in dimethyl sulfoxide (1 mL) and purified by reversed-phase HPLC Column: Waters Sunfire C18 19x100, 5u; Mobile phase A: 0.05% TFA in water (v/v); Mobile phase B: 0.05% TFA in acetonitrile (v/v); Gradient: 80.0%

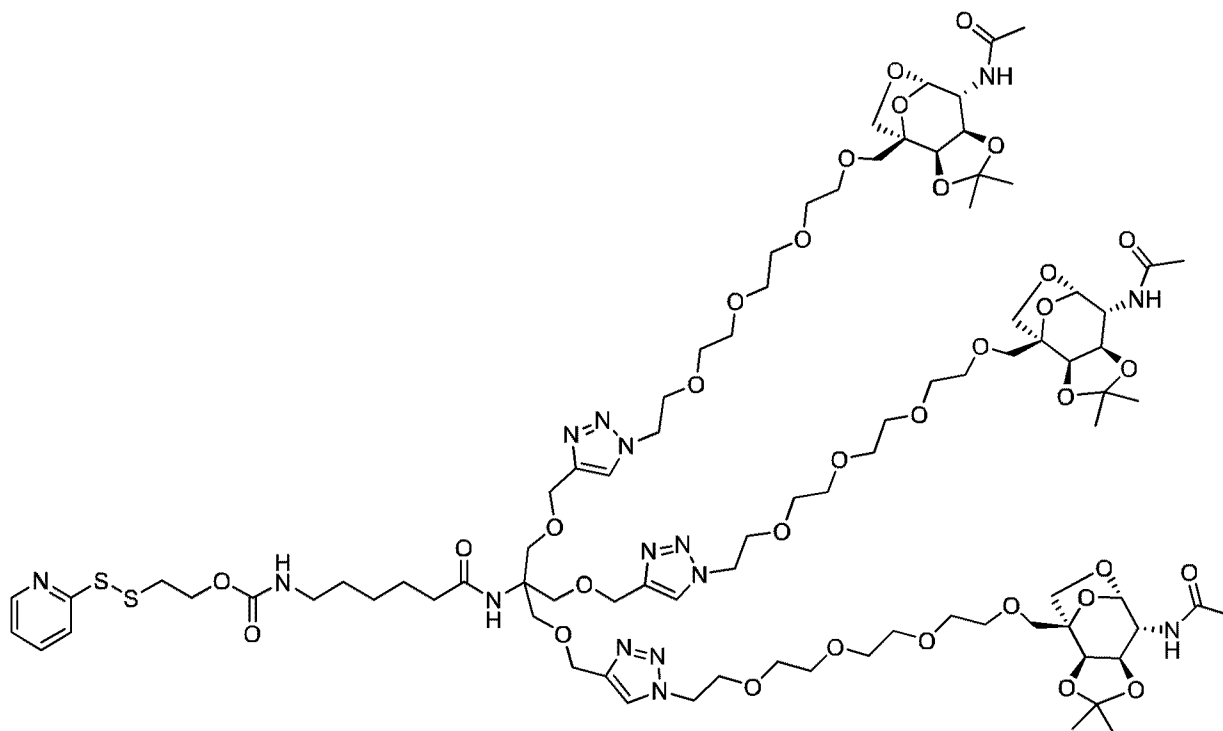
H2O/20.0% Acetonitrile linear to 70% H2O/30% Acetonitrile in 10.5min to 0% H2O/100% MeCN to 11.0min, Hold at 0% H2O / 100% Acetonitrile from 11.0 to 12.0min. Flow: 25mL/min.

QC Conditions:

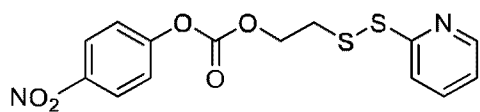
5 Column: Waters Atlantis dC18 4.6x50, 5u; Mobile phase A: 0.05% TFA in water (v/v); Mobile phase B: 0.05% TFA in acetonitrile (v/v); 95.0% H2O/5.0% Acetonitrile linear to 5% H2O/95% Acetonitrile in 4.0min, Hold at 5% H2O/95% Acetonitrile from 4.0min to 5.0min. Flow: 2mL/min.; Retention time = 1.96 minutes; mass observed = 946.5137. Method C: MassLynx\Acid_3.0Min.olp – LRMS [1/2M+1 = 946]. ¹H NMR
10 (METHANOL-d₄) δ: 8.45 (d, J=5.1 Hz, 1H), 8.01 (s, 3H), 7.94 (d, J=3.1 Hz, 2H), 7.29-7.36 (m, 1H), 5.21 (s, 3H), 4.57-4.62 (m, 6H), 4.57 (s, 6H), 3.92-4.00 (m, 6H), 3.89 (dd, J=10.7, 4.9 Hz, 9H), 3.74-3.80 (m, 9H), 3.71 (dd, J=10.1, 4.3 Hz, 3H), 3.53-3.68 (m, 42H), 3.13 (t, J=6.8 Hz, 2H), 2.85 (t, J=7.2 Hz, 2H), 2.17 (t, J=7.2 Hz, 4H), 1.99 (s, 9H), 1.71 (quin, J=7.4 Hz, 2H), 1.52-1.64 (m, 4H), 1.45 (td, J=15.0, 7.8 Hz, 4H),
15 1.26-1.37 (m, 2H)

2-(pyridin-2-yl)disulfanyl)ethyl {6-[(1,3-bis[(1-{1-[(1*S*,2*R*,6*R*,7*R*,8*S*)-7-(acetylamino)-4,4-dimethyl-3,5,9,11-tetraoxatricyclo[6.2.1.0~2,6~]undec-1-yl]-2,5,8,11-tetraoxatridecan-13-yl)-1*H*-1,2,3-triazol-4-yl)methoxy]-2-[(1-{1-[(1*S*,2*R*,6*R*,7*R*,8*S*)-7-(acetylamino)-4,4-dimethyl-3,5,9,11-tetraoxatricyclo[6.2.1.0~2,6~]undec-1-yl]-2,5,8,11-tetraoxatridecan-13-yl)-1*H*-1,2,3-triazol-4-yl)methoxy]methyl}propan-2-yl)amino]-6-oxohexyl}carbamate (**I-ag-3**)

20



To a solution of 6-amino-*N*-(1,3-bis[(1-{1-[(1*S*,2*R*,6*R*,7*R*,8*S*)-7-(acetylamino)-4,4-dimethyl-3,5,9,11-tetraoxatricyclo[6.2.1.0^{2,6}]undec-1-yl]-2,5,8,11-tetraoxatridecan-13-yl}-1*H*-1,2,3-triazol-4-yl)methoxy]-2-[(1-{1-[(1*S*,2*R*,6*R*,7*R*,8*S*)-7-(acetylamino)-4,4-dimethyl-3,5,9,11-tetraoxatricyclo[6.2.1.0^{2,6}]undec-1-yl]-2,5,8,11-tetraoxatridecan-13-yl}-1*H*-1,2,3-triazol-4-yl)methoxy)methyl]propan-2-yl)hexanamide (**I-ag-1**) (61.4 mg, 0.0347 mmol) in *N,N*-dimethylformamide (0.3 mL) and tetrahydrofuran (0.3 mL) was added *N,N*-diisopropylethylamine (0.0241 mL, 0.139 mmol) and 4-nitrophenyl 2-(pyridin-2-yl)disulfanyl ethyl carbonate

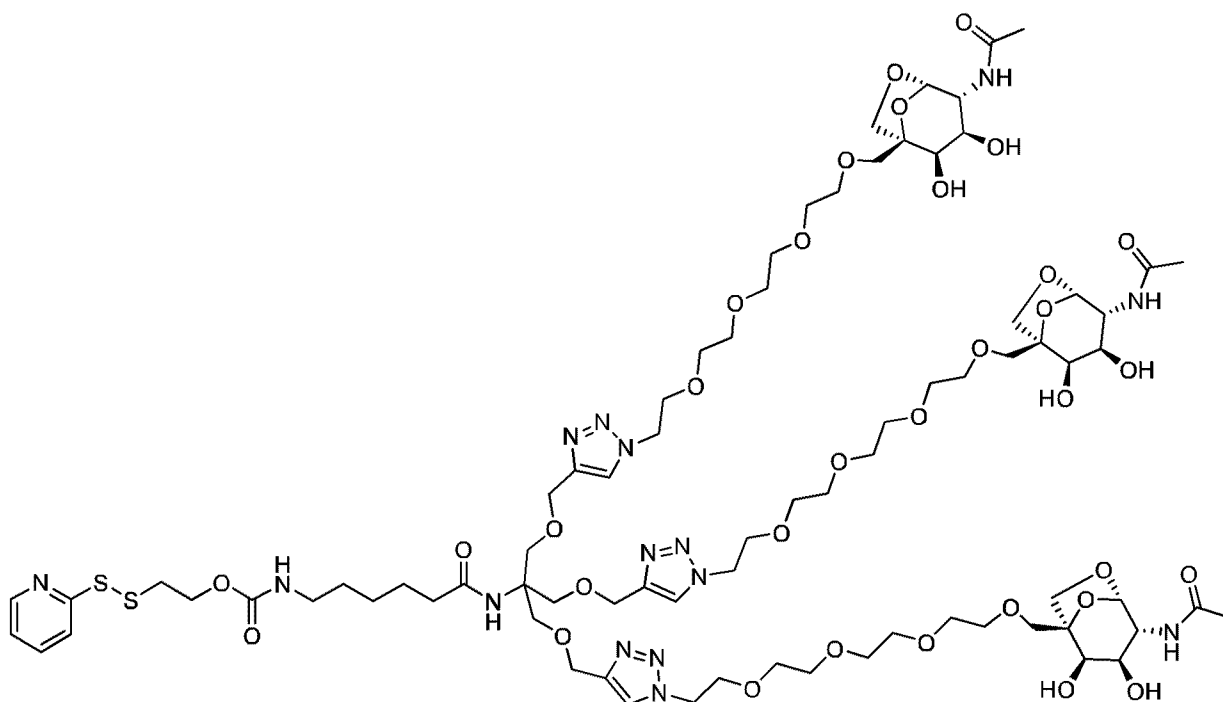


(see *European Journal of Medicinal Chemistry*,

82, 355-362; 2014, 18.0 mg, 0.051 mmol) room temperature 16 hours. After 16 hours, the reaction mixture was concentrated under reduced pressure. The crude material was purified using the CombiFlash Rf (RediSep 4g Gold silica gel column) and eluting with a gradient of 0-20% methanol/dichloromethane yielding the title compound as a gum (57.4 mg, None, 83%). Method C: MassLynx\Acid_3.0Min.olp – LRMS [1/2M+1 = 993]. ¹H NMR (METHANOL-*d*₄) δ: 8.40 (d, *J*=4.3 Hz, 1H), 7.98 (s,

3H), 7.83-7.89 (m, 1H), 7.75-7.83 (m, 1H), 7.15-7.25 (m, 1H), 5.22 (d, J=1.2 Hz, 3H),
 4.51-4.64 (m, 12H), 4.29 (d, J=5.9 Hz, 3H), 4.23 (t, J=6.2 Hz, 2H), 4.15 (t, J=6.4 Hz,
 3H), 3.86-3.97 (m, 12H), 3.83 (d, J=7.8 Hz, 3H), 3.72-3.79 (m, 12H), 3.53-3.69 (m,
 36H), 3.05 (t, J=5.7 Hz, 4H), 2.17 (t, J=7.0 Hz, 2H), 1.98 (s, 9H), 1.51-1.61 (m, 2H),
 5 1.48 (s, 11H), 1.33 (s, 11H)

2-(pyridin-2-yl)disulfanyl ethyl {6-[(1,3-bis[(1-{1-[(1*S*,2*R*,3*R*,4*R*,5*S*)-4-(acetylamino)-
 2,3-dihydroxy-6,8-dioxabicyclo[3.2.1]oct-1-yl]-2,5,8,11-tetraoxatridecan-13-yl]-1*H*-
 1,2,3-triazol-4-yl)methoxy]-2-[(1-{1-[(1*S*,2*R*,3*R*,4*R*,5*S*)-4-(acetylamino)-2,3-
 dihydroxy-6,8-dioxabicyclo[3.2.1]oct-1-yl]-2,5,8,11-tetraoxatridecan-13-yl]-1*H*-1,2,3-
 triazol-4-yl)methoxy]methyl]propan-2-yl)amino]-6-oxohexyl}carbamate
 10 **(55)**



A solution of 2-(pyridin-2-yl)disulfanyl ethyl {6-[(1,3-bis[(1-{1-[(1*S*,2*R*,6*R*,7*R*,8*S*)-7-
 (acetylamino)-4,4-dimethyl-3,5,9,11-tetraoxatricyclo[6.2.1.0~2,6~]undec-1-yl]-
 2,5,8,11-tetraoxatridecan-13-yl]-1*H*-1,2,3-triazol-4-yl)methoxy]-2-[(1-{1-
 15 [(1*S*,2*R*,6*R*,7*R*,8*S*)-7-(acetylamino)-4,4-dimethyl-3,5,9,11-
 tetraoxatricyclo[6.2.1.0~2,6~]undec-1-yl]-2,5,8,11-tetraoxatridecan-13-yl]-1*H*-1,2,3-

triazol-4-yl)methoxy]methyl}propan-2-yl)amino]-6-oxohexyl}carbamate (**I-ag-3**) (57.4 mg, 0.0289 mmol) in acetic acid (4.0 mL), methanol (1.0 mL) and water (1.0 mL) was heated to 70°C for 24 hours. After 24 hours, the reaction was cooled to room temperature and concentrated under reduced pressure. The crude material was diluted with toluene and concentrated under reduced pressure. The crude material was purified using reverse-phase chromatography using the conditions below yielding the title compound as a gum (29.8 mg, 55%)

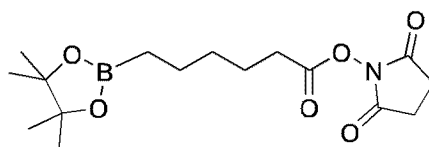
Purification conditions:

The residue was dissolved in dimethyl sulfoxide (1 mL) and purified by reversed-phase HPLC Column: Waters Sunfire C18 19x100, 5 μ ; Mobile phase A: 0.05% TFA in water (v/v); Mobile phase B: 0.05% TFA in acetonitrile (v/v); Gradient: 80.0% H₂O/20.0% Acetonitrile linear to 70% H₂O/30% Acetonitrile in 10.5min to 0% H₂O/100% MeCN to 11.0min, Hold at 0% H₂O / 100% Acetonitrile from 11.0 to 12.0min. Flow: 25mL/min.

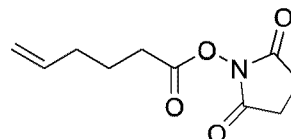
QC Conditions:

Column: Waters Atlantis dC18 4.6x50, 5 μ ; Mobile phase A: 0.05% TFA in water (v/v); Mobile phase B: 0.05% TFA in acetonitrile (v/v); 95.0% H₂O/5.0% Acetonitrile linear to 5% H₂O/95% Acetonitrile in 4.0min, Hold at 5% H₂O/95% Acetonitrile from 4.0min to 5.0min. Flow: 2mL/min.; Retention time = 1.91 minutes; mass observed = 933.4313. Method C: MassLynx\Acid_3.0Min.olp – LRMS [1/2M+1 = 933]. ¹H NMR (METHANOL-d₄) δ : 8.46 (d, J=4.7 Hz, 1H), 8.01 (s, 3H), 7.86-7.97 (m, 2H), 7.32 (t, J=5.3 Hz, 1H), 5.21 (s, 3H), 4.55-4.62 (m, 12H), 4.24 (t, J=6.0 Hz, 2H), 3.92-3.99 (m, 6H), 3.85-3.92 (m, 9H), 3.74-3.79 (m, 9H), 3.71 (dd, J=9.8, 4.3 Hz, 3H), 3.52-3.68 (m, 42H), 2.99-3.15 (m, 4H), 2.17 (t, J=7.2 Hz, 2H), 1.99 (s, 9H), 1.56 (quin, J=7.4 Hz, 2H), 1.42-1.50 (m, 2H), 1.24-1.38 (m, 2H)

1-[[6-(4,4,5,5-tetramethyl-1,3,2-dioxaborolan-2-yl)hexanoyl]oxy]pyrrolidine-2,5-dione (**I-ah-1**)

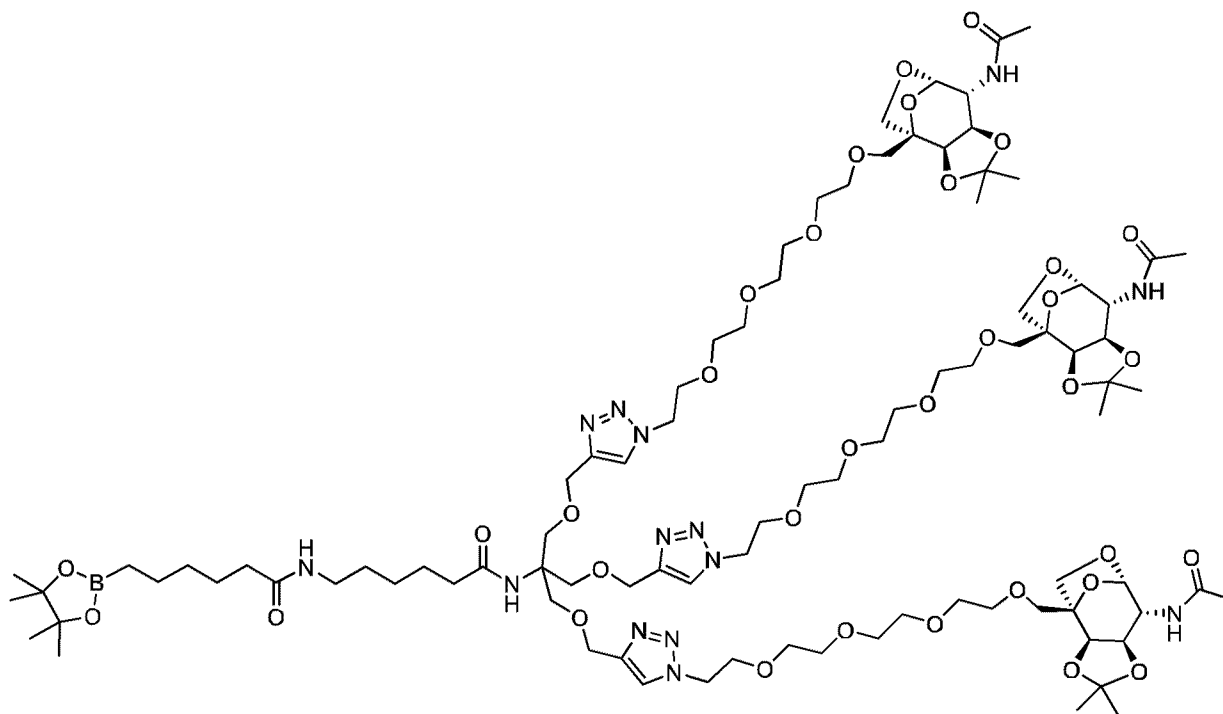


A solution of chlorotris(Triphenylphosphine)Rhodium (I), Wilkinson's catalyst (39.7 mg, 0.0429 mmol) in dichloromethane (5.0 mL) purged with nitrogen for 10 minutes before the drop wise addition of 4,4,5,5-tetramethyl-1,3,2-dioxaborolane (299 mg, 2.34 mmol , 0.340 mL). The reaction was allowed to stir for 10 minutes at room



5 temperature. 2,5-dioxopyrrolidin-1-yl hex-5-enoate (see
Journal of the American Chemical Society, **132**(35), 12197-12199; 2010, 412 mg,
1.95 mmol) was dissolved in dichloromethane (1.0 mL) and added drop wise. The
reaction was allowed to stir for 18 hours at room temperature. The following morning,
the reaction was diluted with dichloromethane and washed with water. The organic
10 layer was dried over magnesium sulfate, filtered and concentrated under reduced
pressure. The crude material was purified using the CombiFlash Rf (RediSep 24g
Gold silica gel column) and eluting with a gradient of 0-100% ethyl acetate/heptane
yielding crude title compound (366 mg). The crude title compound was purified using
the CombiFlash Rf (RediSep 24g gold silica gel column) and eluting with a gradient of
15 0-100% ethyl acetate/heptane yielding the title compound as an oil (271.0 mg, None,
41.0%). ¹H NMR (METHANOL-d₄) δ: 2.83 (s, 4H), 2.61 (t, J=7.4 Hz, 2H), 1.71 (quin,
J=7.1 Hz, 2H), 1.38-1.50 (m, 4H), 1.24 (s, 12H), 0.75 (t, J=6.8 Hz, 2H).

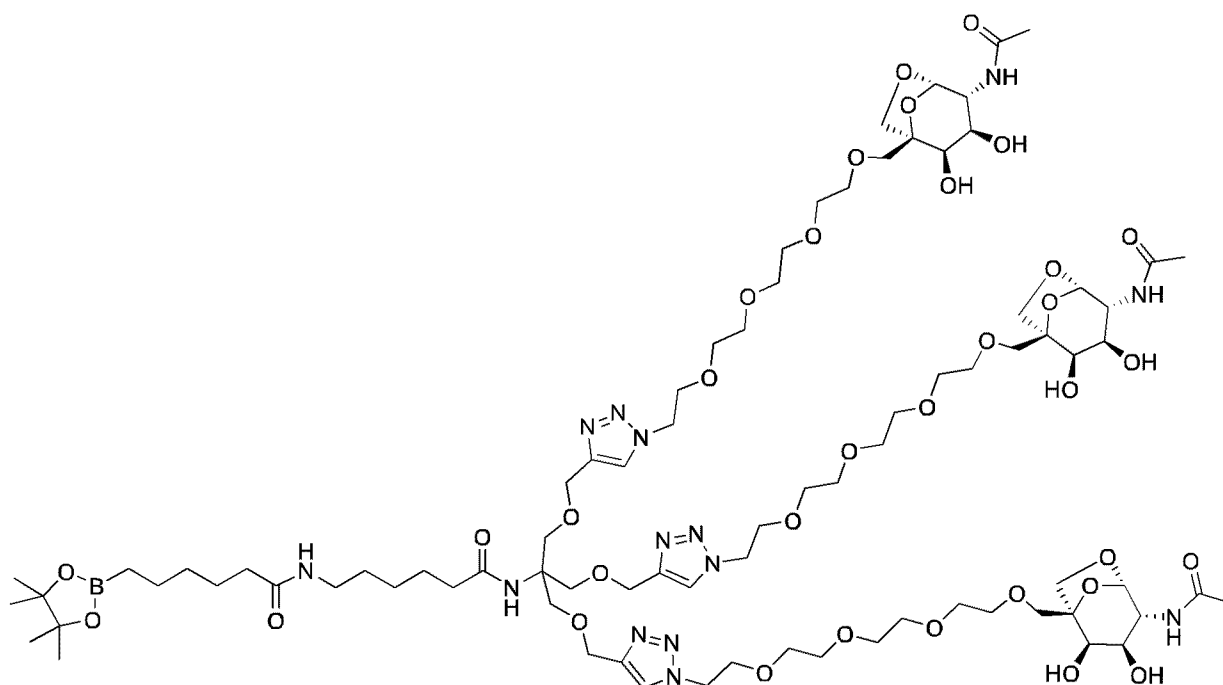
N-{6-[(1,3-bis[(1-{1-[(1*S*,2*R*,6*R*,7*R*,8*S*)-7-(acetylamino)-4,4-dimethyl-3,5,9,11-
20 tetraoxatricyclo[6.2.1.0~2,6~]undec-1-yl]-2,5,8,11-tetraoxatridecan-13-yl]-1*H*-1,2,3-
triazol-4-yl)methoxy]-2-[(1-{1-[(1*S*,2*R*,6*R*,7*R*,8*S*)-7-(acetylamino)-4,4-dimethyl-
3,5,9,11-tetraoxatricyclo[6.2.1.0~2,6~]undec-1-yl]-2,5,8,11-tetraoxatridecan-13-yl]-
1*H*-1,2,3-triazol-4-yl)methoxy]methyl]propan-2-yl)amino]-6-oxohexyl]-6-(4,4,5,5-
tetramethyl-1,3,2-dioxaborolan-2-yl)hexanamide (**1-ag-4**)



To a solution of 6-amino-*N*-(1,3-bis[1-(1-(1*S*,2*R*,6*R*,7*R*,8*S*)-7-(acetamino)-4,4-dimethyl-3,5,9,11-tetraoxatricyclo[6.2.1.0~2,6~]undec-1-yl]-2,5,8,11-tetraoxatridecan-13-yl)-1*H*-1,2,3-triazol-4-yl)methoxy]-2-[[1-(1-(1*S*,2*R*,6*R*,7*R*,8*S*)-7-(acetamino)-4,4-dimethyl-3,5,9,11-tetraoxatricyclo[6.2.1.0~2,6~]undec-1-yl]-2,5,8,11-tetraoxatridecan-13-yl)-1*H*-1,2,3-triazol-4-yl)methoxy]methyl}propan-2-yl)hexanamide (**I-ag-1**) (200 mg, 0.113 mmol) in *N,N*-dimethylformamide (0.6 mL) and tetrahydrofuran (0.6 mL) was added *N,N*-diisopropylethylamine (0.0786 mL, 0.451 mmol) followed by the addition 1-[[6-(4,4,5,5-tetramethyl-1,3,2-dioxaborolan-2-yl)hexanoyl]oxy]pyrrolidine-2,5-dione (**I-ah-1**) (57.4 mg, 0.169 mmol) and the reaction was allowed to stir at room temperature for 24 hours. After 24 hours, the reaction was concentrated under reduced pressure. The crude material was purified using the CombiFlash Rf (RediSep 12g gold silica gel column) and eluting with a gradient of 0-20% methanol/dichloromethane yielding the title compound as a gum (209.0 mg, None, 93%). Method C: 3 minute run LRMS [1/2M = 998]. ¹H NMR (METHANOL-*d*₄) δ: 7.98 (s, 3H), 5.23 (d, *J*=1.6 Hz, 3H), 4.52-4.62 (m, 12H), 4.29 (d, *J*=5.9 Hz, 3H), 4.16 (t, *J*=6.4 Hz, 3H), 3.87-3.97 (m, 12H), 3.84 (d, *J*=8.2 Hz, 3H), 3.72-3.79 (m, 12H), 3.54-3.69 (m, 36H), 3.13 (q, *J*=6.6 Hz, 2H), 2.16 (q, *J*=7.3 Hz,

4H), 1.98 (s, 9H), 1.52-1.66 (m, 4H), 1.44-1.51 (m, 11H), 1.35-1.43 (m, 2H), 1.27-1.35 (m, 13H), 1.18-1.25 (m, 12H), 0.73 (t, J=7.6 Hz, 2H)

N-{6-[(1,3-bis[(1-{1-[(1*S*,2*R*,3*R*,4*R*,5*S*)-4-(acetylamino)-2,3-dihydroxy-6,8-dioxabicyclo[3.2.1]oct-1-yl]-2,5,8,11-tetraoxatridecan-13-yl)-1*H*-1,2,3-triazol-4-yl)methoxy]-2-[[1-[(1-[(1*S*,2*R*,3*R*,4*R*,5*S*)-4-(acetylamino)-2,3-dihydroxy-6,8-dioxabicyclo[3.2.1]oct-1-yl]-2,5,8,11-tetraoxatridecan-13-yl)-1*H*-1,2,3-triazol-4-yl)methoxy]methyl]propan-2-yl)amino]-6-oxohexyl]-6-(4,4,5,5-tetramethyl-1,3,2-dioxaborolan-2-yl)hexanamide (**56**)



A solution of *N*-{6-[(1,3-bis[(1-{1-[(1*S*,2*R*,6*R*,7*R*,8*S*)-7-(acetylamino)-4,4-dimethyl-3,5,9,11-tetraoxatricyclo[6.2.1.0~2,6~]undec-1-yl]-2,5,8,11-tetraoxatridecan-13-yl)-1*H*-1,2,3-triazol-4-yl)methoxy]-2-[[1-[(1-[(1*S*,2*R*,6*R*,7*R*,8*S*)-7-(acetylamino)-4,4-dimethyl-3,5,9,11-tetraoxatricyclo[6.2.1.0~2,6~]undec-1-yl]-2,5,8,11-tetraoxatridecan-13-yl)-1*H*-1,2,3-triazol-4-yl)methoxy]methyl]propan-2-yl)amino]-6-oxohexyl]-6-(4,4,5,5-tetramethyl-1,3,2-dioxaborolan-2-yl)hexanamide (**I-ag-4**) (104.0 mg, 0.0521 mmol) in acetic acid (4 mL), methanol (1 mL) and water (1 mL) was heated to 70°C for 24 hours. After 24 hours, the reaction was cooled to room temperature and concentrated under reduced pressure. The crude material was diluted with toluene

and concentrated under reduced pressure. The crude material was diluted with toluene a second time and concentrated under reduced pressure yielding crude title compound (112.0 mg, 115%). A portion of the crude title compound (52.7 mg) was purified using reverse-phase chromatography yielding the title compound as a gum (18.2 mg, 19%)

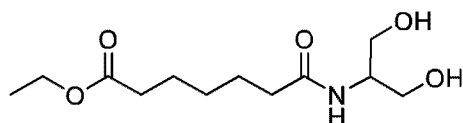
Purification Conditions

The residue was dissolved in dimethyl sulfoxide (1 mL) and purified by reversed-phase HPLC Column: Waters Sunfire C18 19x100, 5 μ ; Mobile phase A: 0.05% TFA in water (v/v); Mobile phase B: 0.05% TFA in acetonitrile (v/v); Gradient: 80.0% H₂O/20.0% Acetonitrile linear to 65% H₂O/35% Acetonitrile in 8.5min to 0% H₂O/100% MeCN to 9.0min, Hold at 0% H₂O / 100% Acetonitrile from 9.0 to 10.0min. Flow: 25mL/min.

QC conditions

Column: Waters Atlantis dC18 4.6x50, 5 μ ; Mobile phase A: 0.05% TFA in water (v/v); Mobile phase B: 0.05% TFA in acetonitrile (v/v); Gradient: 95.0% H₂O/5.0% Acetonitrile linear to 5% H₂O/95% Acetonitrile in 4.0min, Hold at 5% H₂O/95% Acetonitrile from 4.0min to 5.0min. Flow: 2mL/min.; Retention time = 2 minutes; Mass observed= 938.9628). ¹H NMR (METHANOL-d₄) δ : 8.01 (s, 3H), 5.21 (s, 3H), 4.51-4.66 (m, 12H), 3.95 (dd, J=9.4, 5.9 Hz, 6H), 3.89 (dd, J=11.7, 4.7 Hz, 9H), 3.74-3.81 (m, 9H), 3.71 (dd, J=9.8, 4.3 Hz, 3H), 3.52-3.68 (m, 42H), 3.13 (t, J=6.8 Hz, 2H), 2.17 (q, J=7.0 Hz, 4H), 1.99 (s, 9H), 1.53-1.66 (m, 4H), 1.45-1.52 (m, 2H), 1.36-1.44 (m, 2H), 1.27-1.35 (m, 4H), 1.23 (s, 12H), 0.73 (t, J=7.6 Hz, 2H)

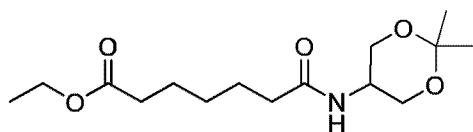
ethyl 7-[(1,3-dihydroxypropan-2-yl)amino]-7-oxoheptanoate (**I-ai-1**)



To a solution of ethyl 7-[(2,5-dioxopyrrolidin-1-yl)oxy]-7-oxoheptanoate (**I-z-1**) (228.0 mg, 0.799 mmol) in *N,N*-dimethylformamide (1.0 mL) was added *N,N*-diisopropylethylamine (0.557 mL, 3.20 mmol) and was allowed to stir for 10 minutes before the addition of 2-aminopropane-1,3-diol (72.8 mg, 0.799 mmol) and the

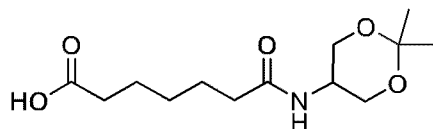
reaction was stirred at room temperature for 72 hours. After 72 hours, the reaction was diluted with water and extracted 3 times with dichloromethane. The combined organic layers were washed with brine, dried over magnesium sulfate, filtered and concentrated under reduced pressure yielding crude title compound (89.0 mg, None, 43%). The aqueous layer was concentrated under reduced pressure. The crude concentrated aqueous layer was diluted with methanol (5 mL) and dichloromethane (10 mL). The mixture was decanted and combined with crude title compound from the first extraction. The solution was concentrated under reduced pressure. The combined crude material was purified using the CombiFlash Rf (RediSep 12g silica gel column) and eluting with a gradient of 0-20% methanol/dichloromethane yielding the title compound (183.0 mg, 88%). Method C: 3 minute run LRMS [M+1 = 262]. ¹H NMR (METHANOL-d₄) δ: 4.11 (q, J=7.2 Hz, 2H), 3.83-3.99 (m, 1H), 3.60 (d, J=5.5 Hz, 4H), 2.31 (t, J=7.2 Hz, 2H), 2.23 (t, J=7.4 Hz, 2H), 1.63 (quin, J=7.5 Hz, 4H), 1.30-1.45 (m, 2H), 1.24 (t, J=7.0 Hz, 3H)

ethyl 7-[(2,2-dimethyl-1,3-dioxan-5-yl)amino]-7-oxoheptanoate (**I-aj-1**)



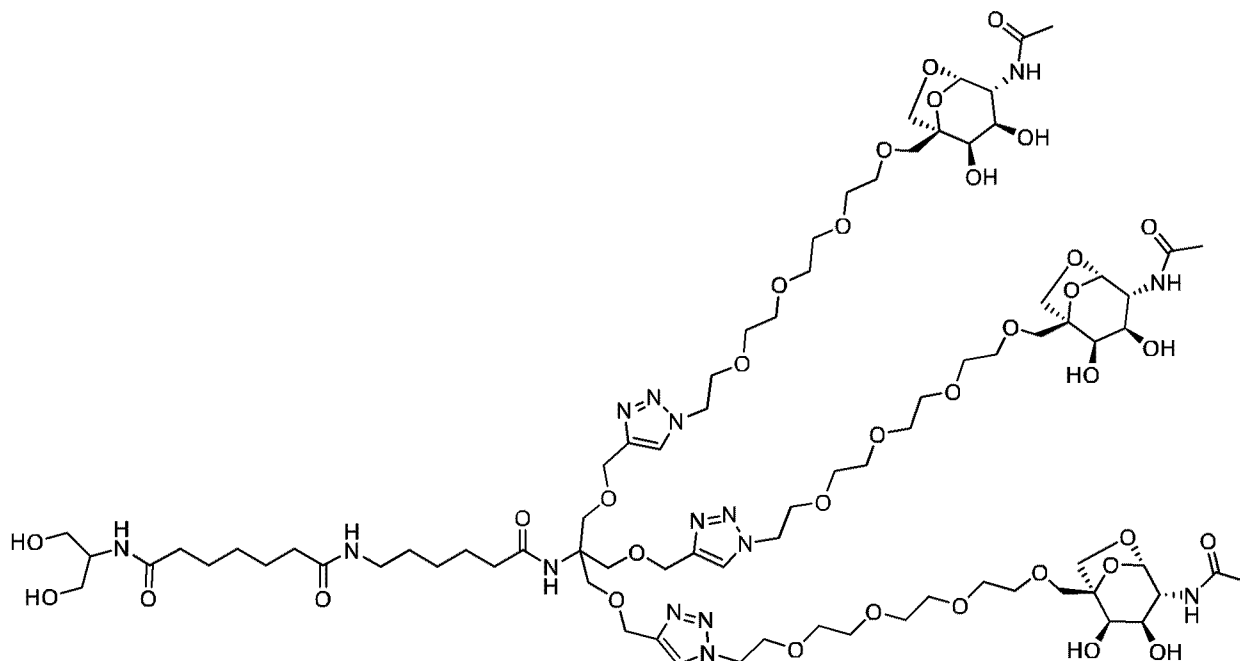
To a solution of ethyl 7-[(1,3-dihydroxypropan-2-yl)amino]-7-oxoheptanoate (**I-ai-1**) (180.0 mg, 0.689 mmol) in *N,N*-dimethylformamide (2 mL) was added 2,2-dimethoxypropane (0.53 mL, 4.13 mmol) followed by (1*S*)-(+)-10-Camphorsulfonic acid (64.0 mg, 0.276 mmol). The reaction was heated to 70°C for 72 hours. After 72 hours, the reaction was cooled to room temperature and partitioned between water (20 mL) and ethyl acetate (10 mL). The layers were extracted and the layers were separated. The aqueous layer was washed two additional times with ethyl acetate (10 mL). The combined organic layers were washed with water, brine, dried over sodium sulfate, filtered and concentrated under reduced pressure yielding the crude title compound (94.0 mg, None, 45%).

7-[(2,2-dimethyl-1,3-dioxan-5-yl)amino]-7-oxoheptanoic acid (**I-ak-1**)



To a solution of ethyl 7-[(2,2-dimethyl-1,3-dioxan-5-yl)amino]-7-oxoheptanoate (**I-aj-1**) (94.0 mg, 0.31 mmol) in ethanol (5 mL) was added 1.0M sodium hydroxide aqueous (1.5 mL, 1.5 mmol) and the reaction was allowed to stir at room temperature overnight. The following morning, the reaction was concentrated under reduced pressure. The resulting crude material was diluted with 1N hydrochloric acid (3.0 mL) and ethyl acetate. The layers were separated and the organic layer was extracted two additional times with ethyl acetate. The combined organic layers were washed with brine, dried over sodium sulfate, filtered and concentrated under reduced pressure yielding the crude title compound (29.4 mg, None, 34%).

N-{6-[(1,3-bis[(1-{1-[(1*S*,2*R*,3*R*,4*R*,5*S*)-4-(acetylamino)-2,3-dihydroxy-6,8-dioxabicyclo[3.2.1]oct-1-yl]-2,5,8,11-tetraoxatridecan-13-yl)-1*H*-1,2,3-triazol-4-yl)methoxy]-2-[(1-{1-[(1*S*,2*R*,3*R*,4*R*,5*S*)-4-(acetylamino)-2,3-dihydroxy-6,8-dioxabicyclo[3.2.1]oct-1-yl]-2,5,8,11-tetraoxatridecan-13-yl)-1*H*-1,2,3-triazol-4-yl)methoxy]methyl}propan-2-yl)amino]-6-oxohexyl]-*N'*-(1,3-dihydroxypropan-2-yl)heptanediamide (**57**)



To a solution of 7-[(2,2-dimethyl-1,3-dioxan-5-yl)amino]-7-oxoheptanoic acid (**I-ak-1**) (18.8 mg, 0.0688 mmol) in *N,N*-dimethylformamide (0.3 mL) and tetrahydrofuran (0.3 mL) was added 1-Hydroxybenzotriazole (10.3 mg, 0.0762 mmol) and *N*-(3-dimethylaminopropyl)-*N'*-ethylcarbodiimide hydrochloride (14.9 mg, 0.0762 mmol) and the reaction was allowed to stir for 1 hour at room temperature. The reaction mixture was added to 6-amino-*N*-(1,3-bis[(1-{1-[(1*S*,2*R*,6*R*,7*R*,8*S*)-7-(acetamino)-4,4-dimethyl-3,5,9,11-tetraoxatricyclo[6.2.1.0~2,6~]undec-1-yl]-2,5,8,11-tetraoxatridecan-13-yl}-1*H*-1,2,3-triazol-4-yl)methoxy]-2-[(1-{1-[(1*S*,2*R*,6*R*,7*R*,8*S*)-7-(acetamino)-4,4-dimethyl-3,5,9,11-tetraoxatricyclo[6.2.1.0~2,6~]undec-1-yl]-2,5,8,11-tetraoxatridecan-13-yl}-1*H*-1,2,3-triazol-4-yl)methoxy]methyl]propan-2-yl)hexanamide (**I-ag-1**) (75.0 mg, 0.042 mmol) followed by the addition of *N,N*-diisopropylethylamine (0.0295 mL, 0.169 mmol) and the reaction was allowed to stir at room temperature for 16 hours. After 16 hours, the reaction was concentrated under reduced pressure. The crude material was dissolved in acetic acid (4.0 mL), methanol (1 mL), and Water (1.0 mL) was heated to 70°C for 24 hours. After 24 hours, the reaction was cooled to room temperature and concentrated under reduced pressure. The crude material was diluted with toluene and concentrated under reduced pressure yielding crude title compound (175.0 mg, 220%). The crude title

compound was purified by reversed-phase chromatography using the conditions below yielding the title compound as a gum (10.9 mg, 14%)

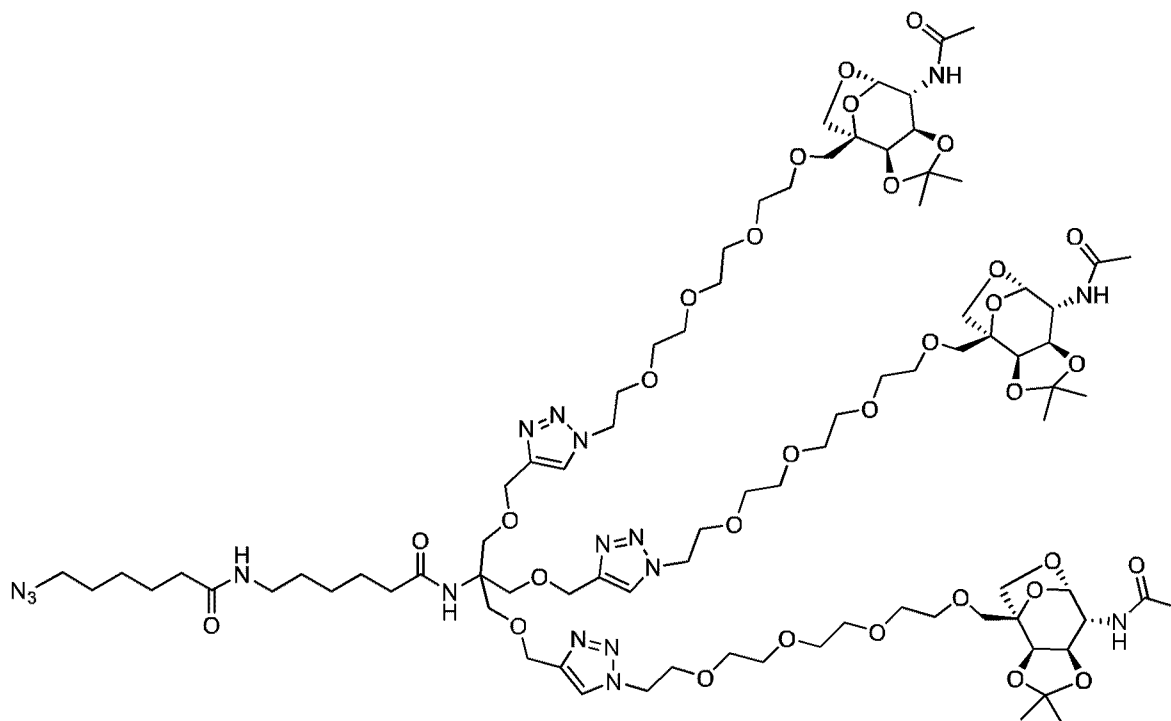
Purification conditions:

The residue was dissolved in dimethyl sulfoxide (1 mL) and purified by reversed-phase HPLC Column: Waters Sunfire C18 19x100, 5u; Mobile phase A: 0.05% TFA in water (v/v); Mobile phase B: 0.05% TFA in acetonitrile (v/v); Gradient: 85.0% H2O/15.0% Acetonitrile linear to 75% H2O/25% Acetonitrile in 8.5min to 0% H2O/100% MeCN to 9.0min, Hold at 0% H2O / 100% Acetonitrile from 9.0 to 10.0min. Flow: 25mL/min.

QC Conditions:

Column: Waters Atlantis dC18 4.6x50, 5u; Mobile phase A: 0.05% TFA in water (v/v); Mobile phase B: 0.05% TFA in acetonitrile (v/v); 95.0% H2O/5.0% Acetonitrile linear to 5% H2O/95% Acetonitrile in 4.0min, Hold at 5% H2O/95% Acetonitrile from 4.0min to 5.0min. Flow: 2mL/min.; Retention time = 1.53 minutes; mass observed = 934.548. Method C: 3 minute run LRMS [M+Na = 1889]. ¹H NMR (METHANOL-d₄) δ: 8.00 (s, 3H), 5.21 (s, 3H), 4.52-4.62 (m, 12H), 3.95 (t, J=9.4 Hz, 6H), 3.85-3.91 (m, 9H), 3.74-3.79 (m, 9H), 3.71 (dd, J=10.0, 4.1 Hz, 3H), 3.55-3.67 (m, 47H), 3.12 (t, J=6.7 Hz, 2H), 2.22 (t, J=7.3 Hz, 2H), 2.17 (t, J=7.3 Hz, 4H), 1.98 (s, 9H), 1.58-1.69 (m, 4H), 1.51-1.57 (m, 2H), 1.48 (quin, J=7.2 Hz, 2H), 1.26-1.40 (m, 4H)

6-azido-*N*-{6-[(1,3-bis[(1-{1-[(1*S*,2*R*,6*R*,7*R*,8*S*)-7-(acetylamino)-4,4-dimethyl-3,5,9,11-tetraoxatricyclo[6.2.1.0~2,6~]undec-1-yl]-2,5,8,11-tetraoxatridecan-13-yl]-1*H*-1,2,3-triazol-4-yl)methoxy]-2-[(1-{1-[(1*S*,2*R*,6*R*,7*R*,8*S*)-7-(acetylamino)-4,4-dimethyl-3,5,9,11-tetraoxatricyclo[6.2.1.0~2,6~]undec-1-yl]-2,5,8,11-tetraoxatridecan-13-yl]-1*H*-1,2,3-triazol-4-yl)methoxy)methyl]propan-2-yl)amino]-6-oxohexyl}hexanamide (**1-ag-5**)



To a solution of 6-amino-*N*-(1,3-bis[(1-{1-[(1*S*,2*R*,6*R*,7*R*,8*S*)-7-(acetylamino)-4,4-dimethyl-3,5,9,11-tetraoxatricyclo[6.2.1.0~2,6~]undec-1-yl]-2,5,8,11-tetraoxatridecan-13-yl}-1*H*-1,2,3-triazol-4-yl)methoxy]-2-[[1-[(1-[(1*S*,2*R*,6*R*,7*R*,8*S*)-7-(acetylamino)-4,4-dimethyl-3,5,9,11-tetraoxatricyclo[6.2.1.0~2,6~]undec-1-yl]-2,5,8,11-

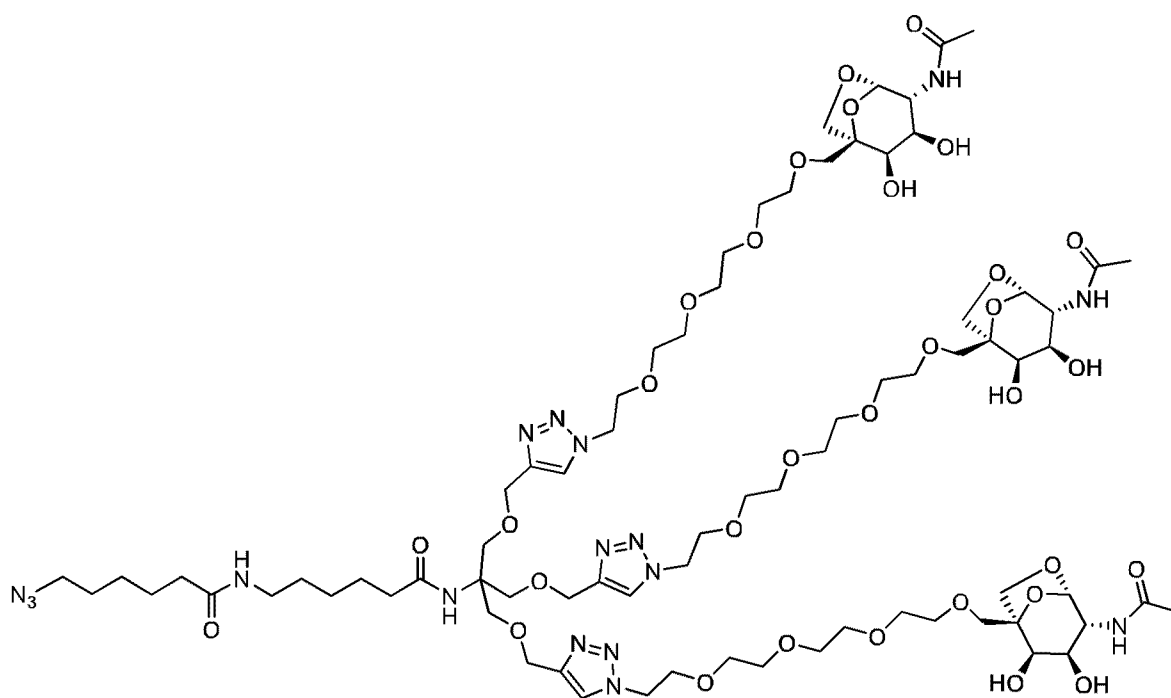
5
tetraoxatridecan-13-yl]-1*H*-1,2,3-triazol-4-yl)methoxy]methyl}propan-2-yl)hexanamide (**I-ag-1**) (300 mg, 0.169 mmol) in *N,N*-dimethylformamide (0.6 mL) and tetrahydrofuran (0.6 mL) was added *N,N*-diisopropylethylamine (0.118 mL, 0.677 mmol) and 1-[(6-azidohexanoyl)oxy]pyrrolidine-2,5-dione (56.0 mg, 0.220 mmol).

10 The reaction was allowed to stir at room temperature for 24 hours. After 24 hours, the reaction was concentrated under reduced pressure. The crude reaction mixture was purified using the CombiFlash Rf (RediSep 24g gold silica gel column) and eluting with a gradient of 0-20% methanol/dichloromethane yielding the title compound as a gum (269 mg, 83%). Method C: 3 minute run LRMS [1/2M+1= 956].

15 ¹H NMR (METHANOL-*d*₄) δ: 7.98 (s, 3H), 5.22 (s, 3H), 4.50-4.65 (m, 12H), 4.29 (d, J=5.9 Hz, 3H), 4.16 (t, J=6.5 Hz, 3H), 3.87-3.95 (m, 12H), 3.83 (d, J=7.6 Hz, 3H), 3.73-3.79 (m, 12H), 3.55-3.71 (m, 36H), 3.26-3.30 (m, 2H), 3.14 (q, J=6.5 Hz, 2H),

2.18 (q, $J=7.6$ Hz, 4H), 1.98 (s, 9H), 1.53-1.68 (m, 6H), 1.45-1.51 (m, 11H), 1.36-1.43 (m, 2H), 1.29-1.36 (m, 11H)

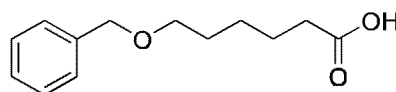
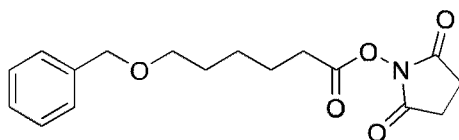
5 6-azido-*N*-{6-[(1,3-bis[(1-{1-[(1*S*,2*R*,3*R*,4*R*,5*S*)-4-(acetylamino)-2,3-dihydroxy-6,8-dioxabicyclo[3.2.1]oct-1-yl]-2,5,8,11-tetraoxatridecan-13-yl)-1*H*-1,2,3-triazol-4-yl)methoxy]-2-[(1-{1-[(1*S*,2*R*,3*R*,4*R*,5*S*)-4-(acetylamino)-2,3-dihydroxy-6,8-dioxabicyclo[3.2.1]oct-1-yl]-2,5,8,11-tetraoxatridecan-13-yl)-1*H*-1,2,3-triazol-4-yl)methoxy]methyl}propan-2-yl)amino]-6-oxohexyl}hexanamide (**58**)



10 A solution of 6-azido-*N*-{6-[(1,3-bis[(1-{1-[(1*S*,2*R*,6*R*,7*R*,8*S*)-7-(acetylamino)-4,4-dimethyl-3,5,9,11-tetraoxatricyclo[6.2.1.0^{2,6}]undec-1-yl]-2,5,8,11-tetraoxatridecan-13-yl)-1*H*-1,2,3-triazol-4-yl)methoxy]-2-[(1-{1-[(1*S*,2*R*,6*R*,7*R*,8*S*)-7-(acetylamino)-4,4-dimethyl-3,5,9,11-tetraoxatricyclo[6.2.1.0^{2,6}]undec-1-yl]-2,5,8,11-tetraoxatridecan-13-yl)-1*H*-1,2,3-triazol-4-yl)methoxy]methyl}propan-2-yl)amino]-6-oxohexyl}hexanamide (**I-ag-5**) (25.0 mg, 0.013 mmol) in acetic acid (3 mL), methanol
 15 (0.75 mL) and water (0.75 mL) was heated to 70°C for 24 hours. After 24 hours, the reaction was cooled to room temperature and concentrated under reduced pressure. The crude material was diluted with toluene and concentrated under reduced

pressure yielding the title compound as a gum (22.7 mg, 97%). Method C: 3 minute run LRMS [M+1 = 1791]. ¹H NMR (METHANOL-d₄) δ: 7.99 (s, 3H), 5.21 (s, 3H), 4.51-4.66 (m, 12H), 3.92-4.01 (m, 6H), 3.89 (dd, J=10.1, 4.7 Hz, 9H), 3.74-3.81 (m, 9H), 3.71 (dd, J=10.0, 4.1 Hz, 3H), 3.52-3.68 (m, 42H), 3.25-3.30 (m, 2H), 3.08-3.19 (m, 2H), 2.13-2.23 (m, 4H), 1.99 (s, 9H), 1.54-1.69 (m, 6H), 1.49 (dt, J=14.4, 7.2 Hz, 2H), 1.36-1.44 (m, 2H), 1.32 (dd, J=14.8, 6.2 Hz, 2H)

1-[[6-(benzyloxy)hexanoyl]oxy]pyrrolidine-2,5-dione (**1-al-1**)

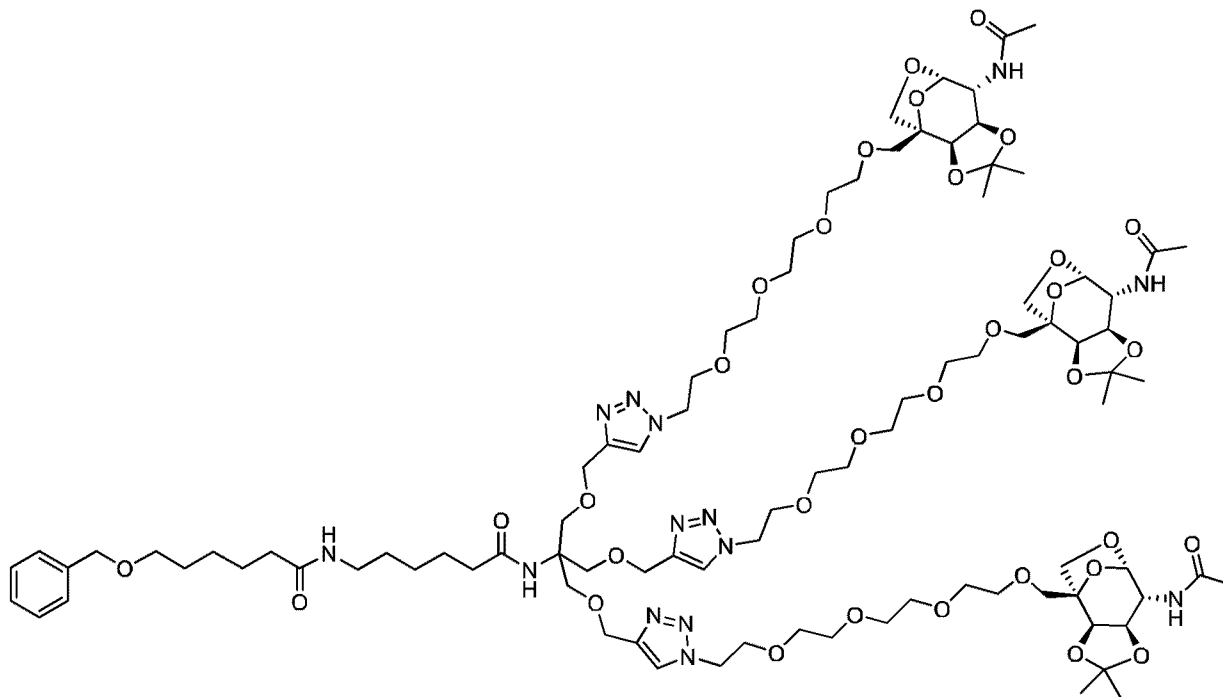


To a solution of 6-(benzyloxy)hexanoic acid (see Synlett, (4), 693-697; 2004, 1400.0 mg, 6.298 mmol) in *N,N*-dimethylformamide (20 mL) was added *N*-Hydroxysuccinimide (870 mg, 7.56 mmol) followed by *N*-(3-dimethylaminopropyl)-*N*-ethylcarbodiimide hydrochloride (1480 mg, 7.56 mmol).

The reaction was allowed to stir at room temperature overnight. The following morning, the reaction was quenched with water and extracted three times with dichloromethane. The combined organic layers were washed with saturated sodium bicarbonate, brine, dried over sodium sulfate, filtered and concentrated under reduced pressure. The crude material was purified using the CombiFlash Rf (RediSep 40g gold column) and eluting with a gradient of 0-100% ethyl acetate/heptane yielding the title compound as a gum (715 mg, 36%). Method C: 1.5 minute run LRMS [M+Na = 342]. ¹H NMR (METHANOL-d₄) δ: 7.22-7.42 (m, 5H), 4.51 (s, 2H), 3.53 (t, J=6.4 Hz, 2H), 2.85 (s, 4H), 2.65 (t, J=7.4 Hz, 2H), 1.76 (quin, J=7.5 Hz, 2H), 1.61-1.71 (m, 2H), 1.47-1.59 (m, 2H)

6-(benzyloxy)-*N*-{6-[(1,3-bis[(1-{1-[(1*S*,2*R*,6*R*,7*R*,8*S*)-7-(acetylamino)-4,4-dimethyl-3,5,9,11-tetraoxatricyclo[6.2.1.0~2,6~]undec-1-yl]-2,5,8,11-tetraoxatridecan-13-yl]-1*H*-1,2,3-triazol-4-yl)methoxy]-2-[(1-{1-[(1*S*,2*R*,6*R*,7*R*,8*S*)-7-(acetylamino)-4,4-dimethyl-3,5,9,11-tetraoxatricyclo[6.2.1.0~2,6~]undec-1-yl]-2,5,8,11-tetraoxatridecan-

13-yl)-1*H*-1,2,3-triazol-4-yl)methoxy]methyl}propan-2-yl)amino]-6-oxohexyl}hexanamide (**I-ag-6**)



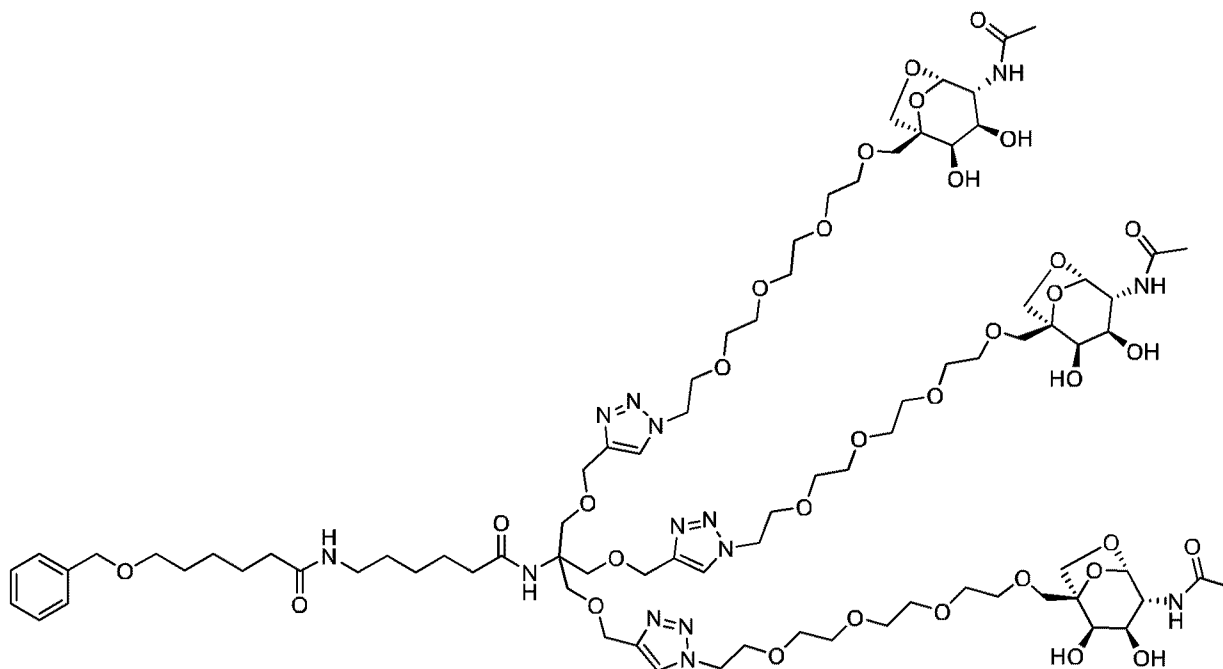
5 To a solution of 6-amino-*N*-(1,3-bis[(1-1-[(1*S*,2*R*,6*R*,7*R*,8*S*)-7-(acetylamino)-4,4-dimethyl-3,5,9,11-tetraoxatricyclo[6.2.1.0~2,6~]undec-1-yl]-2,5,8,11-tetraoxatridecan-13-yl)-1*H*-1,2,3-triazol-4-yl)methoxy]-2-[(1-1-[(1*S*,2*R*,6*R*,7*R*,8*S*)-7-(acetylamino)-4,4-dimethyl-3,5,9,11-tetraoxatricyclo[6.2.1.0~2,6~]undec-1-yl]-2,5,8,11-tetraoxatridecan-13-yl)-1*H*-1,2,3-triazol-4-yl)methoxy]methyl}propan-2-yl)hexanamide
10 (**I-ag-1**) (200 mg, 0.113 mmol) in *N,N*-dimethylformamide (0.6 mL)

and tetrahydrofuran (0.6 mL) was added *N,N*-diisopropylethylamine (0.0786 mL, 0.451 mmol) and 1-[[6-(benzyloxy)hexanoyl]oxy]pyrrolidine-2,5-dione(**I-al-1**)(46.9 mg, 0.147 mmol) and the reaction was allowed to stir at room temperature for 24 hours.

15 After 24 hours, the reaction was concentrated under reduced pressure. The crude material was purified using the CombiFlash Rf (RediSep 12g gold silica gel column) and eluting with a gradient of 0-20% methanol/dichloromethane yielding the title compound as gum (203 mg, 91%). ¹H NMR (METHANOL-*d*₄) δ: 7.98 (s, 3H), 7.19-7.38 (m, 5H), 5.23 (d, *J*=1.2 Hz, 3H), 4.52-4.64 (m, 12H), 4.48 (s, 2H), 4.29 (d, *J*=5.9

Hz, 3H), 4.15 (t, J=6.4 Hz, 3H), 3.86-3.96 (m, 12H), 3.83 (d, J=7.8 Hz, 3H), 3.72-3.80 (m, 12H), 3.54-3.70 (m, 36H), 3.49 (t, J=6.4 Hz, 2H), 3.08-3.15 (m, 2H), 2.12-2.26 (m, 4H), 1.98 (s, 9H), 1.51-1.68 (m, 6H), 1.48 (s, 11H), 1.37-1.44 (m, 2H), 1.33 (s, 11H)

5 6-(benzyloxy)-*N*-{6-[(1,3-bis[(1-{1-[(1*S*,2*R*,3*R*,4*R*,5*S*)-4-(acetylamino)-2,3-dihydroxy-6,8-dioxabicyclo[3.2.1]oct-1-yl]-2,5,8,11-tetraoxatridecan-13-yl)-1*H*-1,2,3-triazol-4-yl)methoxy]-2-[(1-{1-[(1*S*,2*R*,3*R*,4*R*,5*S*)-4-(acetylamino)-2,3-dihydroxy-6,8-dioxabicyclo[3.2.1]oct-1-yl]-2,5,8,11-tetraoxatridecan-13-yl)-1*H*-1,2,3-triazol-4-yl)methoxy]methyl}propan-2-yl)amino]-6-oxohexyl}hexanamide (**59**)



10

A solution of 6-(benzyloxy)-*N*-{6-[(1,3-bis[(1-{1-[(1*S*,2*R*,6*R*,7*R*,8*S*)-7-(acetylamino)-4,4-dimethyl-3,5,9,11-tetraoxatricyclo[6.2.1.0~2,6~]undec-1-yl]-2,5,8,11-tetraoxatridecan-13-yl)-1*H*-1,2,3-triazol-4-yl)methoxy]-2-[(1-{1-[(1*S*,2*R*,6*R*,7*R*,8*S*)-7-(acetylamino)-4,4-dimethyl-3,5,9,11-tetraoxatricyclo[6.2.1.0~2,6~]undec-1-yl]-2,5,8,11-tetraoxatridecan-13-yl)-1*H*-1,2,3-triazol-4-yl)methoxy]methyl}propan-2-yl)amino]-6-oxohexyl}hexanamide (**I-ag-6**) (180.0 mg, 0.0911 mmol) in acetic acid (6.0 mL), methanol (1.5 mL) and water (1.5 mL) was heated to 70°C for 24 hours.

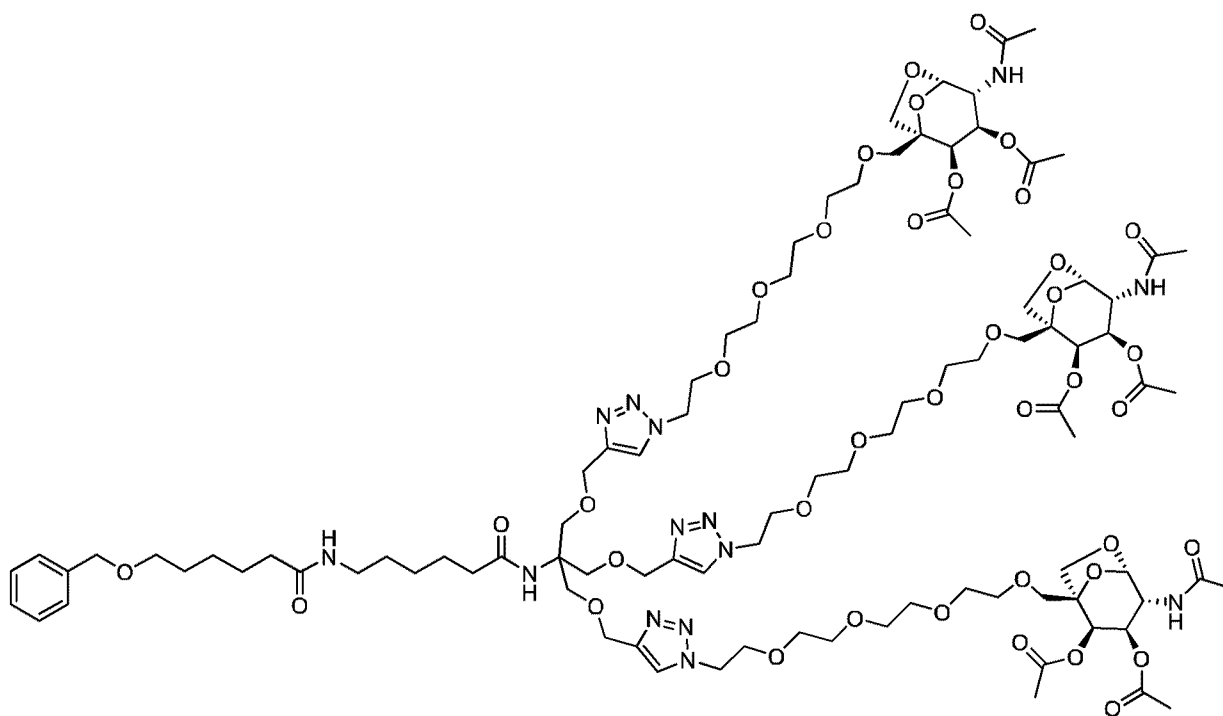
15

After 24 hours, the reaction was cooled to room temperature and concentrated under

reduced pressure. The crude material was diluted with toluene and concentrated under reduced pressure. The crude material was diluted with toluene a second time and concentrated under reduced pressure yielding the title compound as a

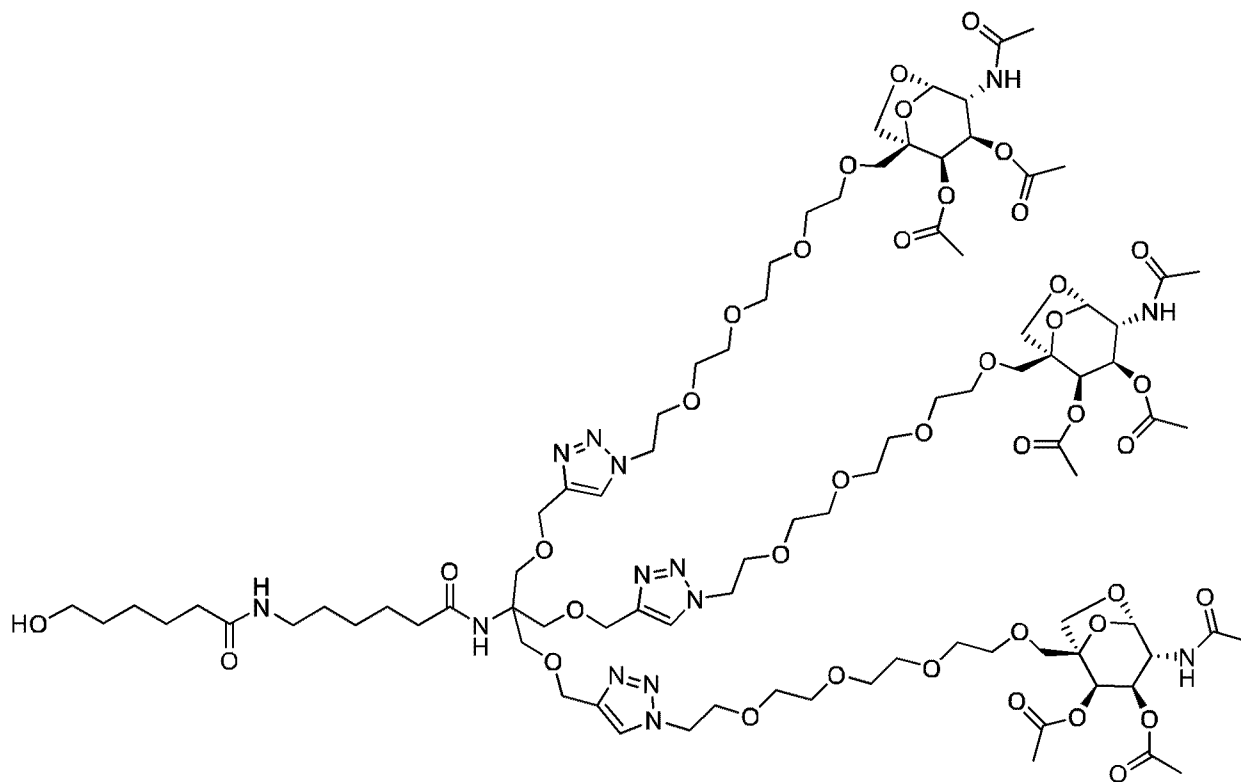
5 gum (164.0 mg, 97.0%). Method C: 3 minute run LRMS [1/2M = 928]. ¹H NMR (METHANOL-d₄) δ: 7.99 (s, 3H), 7.25-7.39 (m, 5H), 5.21 (s, 3H), 4.52-4.66 (m, 12H), 4.48 (s, 2H), 3.92-3.99 (m, 6H), 3.84-3.91 (m, 9H), 3.74-3.81 (m, 9H), 3.71 (dd, J=9.8, 4.3 Hz, 3H), 3.54-3.67 (m, 42H), 3.49 (t, J=6.4 Hz, 2H), 3.08-3.17 (m, 2H), 2.13-2.22 (m, 4H), 1.99 (s, 9H), 1.51-1.68 (m, 6H), 1.48 (t, J=7.4 Hz, 2H), 1.39 (dt, J=15.3, 7.8 Hz, 2H), 1.26-1.35 (m, 2H)

10 (1*S*,2*R*,3*R*,4*R*,5*S*)-4-(acetylamino)-2-(acetyloxy)-1-{13-[4-(4,4-bis{[(1-{1-[(1*S*,2*R*,3*R*,4*R*,5*S*)-4-(acetylamino)-2,3-bis(acetyloxy)-6,8-dioxabicyclo[3.2.1]oct-1-yl]-2,5,8,11-tetraoxatridecan-13-yl}-1*H*-1,2,3-triazol-4-yl)methoxy]methyl}-6,13-dioxo-20-phenyl-2,19-dioxo-5,12-diazaicos-1-yl)-1*H*-1,2,3-triazol-1-yl]-2,5,8,11-tetraoxatridec-1-yl}-6,8-dioxabicyclo[3.2.1]oct-3-yl acetate (**I-am-1**)



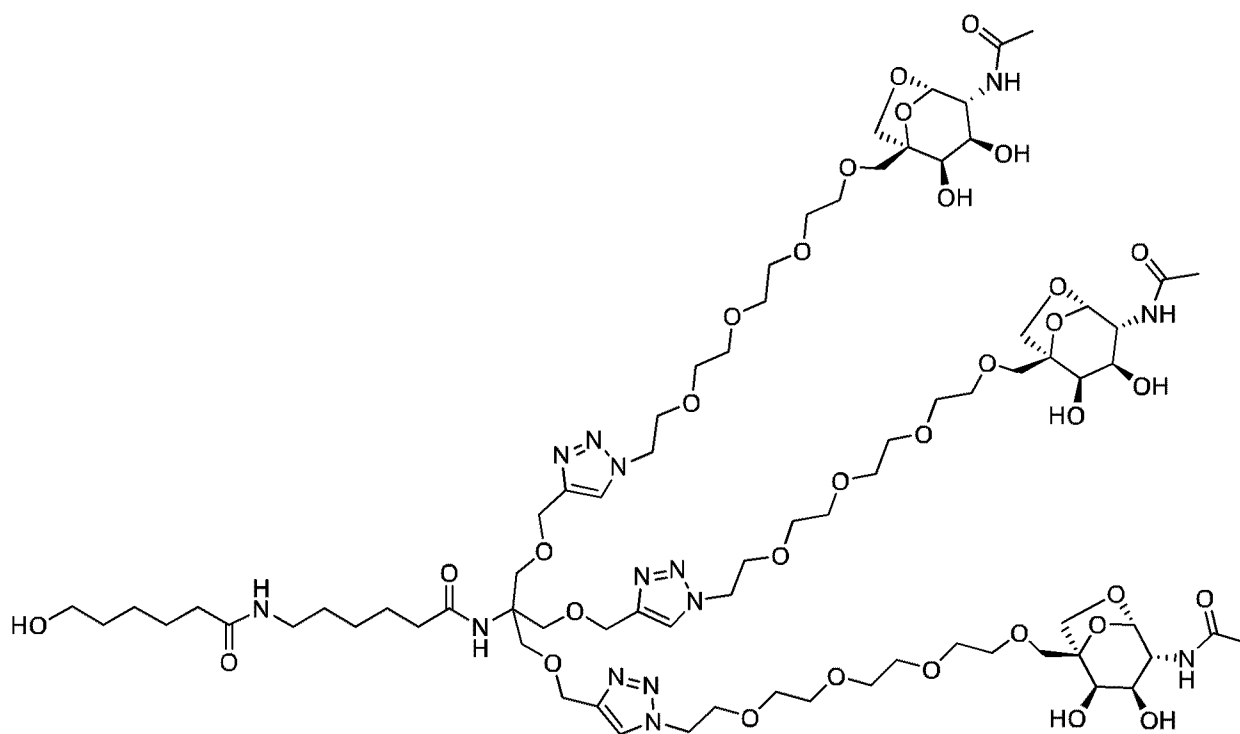
6-(benzyloxy)-*N*-{6-[(1,3-bis[(1-{1-[(1*S*,2*R*,3*R*,4*R*,5*S*)-4-(acetylamino)-2,3-dihydroxy-6,8-dioxabicyclo[3.2.1]oct-1-yl]-2,5,8,11-tetraoxatridecan-13-yl)-1*H*-1,2,3-triazol-4-yl)methoxy]-2-[(1-{1-[(1*S*,2*R*,3*R*,4*R*,5*S*)-4-(acetylamino)-2,3-dihydroxy-6,8-dioxabicyclo[3.2.1]oct-1-yl]-2,5,8,11-tetraoxatridecan-13-yl)-1*H*-1,2,3-triazol-4-yl)methoxy]methyl}propan-2-yl)amino]-6-oxohexyl}hexanamide (**59**) (130 mg, 0.07 mmol) was dissolved in (3 mL, 40 mmol) and to which was added acetic anhydride (0.198 mL, 2.10 mmol) at room temperature. The reaction was then heated to 50°C overnight. The following morning, the reaction was concentrated under reduced pressure. The crude material was purified using the CombiFlash Rf (RediSep 12g gold silica gel column) and eluting with a gradient of 0-20% methanol/dichloromethane yielding the title compound as a gum (130.0 mg, 88%). Method C: 3 minute run LRMS [1/2M = 1054]. ¹H NMR (METHANOL-*d*₄) δ: 7.98 (s, 3H), 7.16-7.39 (m, 5H), 5.44 (d, *J*=4.3 Hz, 3H), 5.32 (s, 3H), 5.10 (dd, *J*=10.5, 4.3 Hz, 3H), 4.52-4.60 (m, 12H), 4.48 (s, 2H), 4.18 (d, *J*=10.5 Hz, 3H), 3.99 (d, *J*=8.2 Hz, 3H), 3.89 (t, *J*=5.1 Hz, 6H), 3.70-3.81 (m, 12H), 3.52-3.67 (m, 39H), 3.49 (t, *J*=6.2 Hz, 2H), 3.13 (q, *J*=6.6 Hz, 2H), 2.13-2.21 (m, 13H), 1.94 (d, *J*=1.6 Hz, 18H), 1.51-1.68 (m, 6H), 1.45-1.50 (m, 2H), 1.37-1.43 (m, 2H), 1.28-1.35 (m, 2H)

N-{6-[(1,3-bis[(1-{1-[(1*S*,2*R*,3*R*,4*R*,5*S*)-4-(acetylamino)-2,3-dihydroxy-6,8-dioxabicyclo[3.2.1]oct-1-yl]-2,5,8,11-tetraoxatridecan-13-yl)-1*H*-1,2,3-triazol-4-yl)methoxy]-2-[(1-{1-[(1*S*,2*R*,3*R*,4*R*,5*S*)-4-(acetylamino)-2,3-dihydroxy-6,8-dioxabicyclo[3.2.1]oct-1-yl]-2,5,8,11-tetraoxatridecan-13-yl)-1*H*-1,2,3-triazol-4-yl)methoxy]methyl}propan-2-yl)amino]-6-oxohexyl}-6-hydroxyhexanamide (**I-an-1**)



(1*S*,2*R*,3*R*,4*R*,5*S*)-4-(acetylamino)-2-(acetyloxy)-1-{13-[4-(4,4-bis{[(1-{1-
 5 [(1*S*,2*R*,3*R*,4*R*,5*S*)-4-(acetylamino)-2,3-bis(acetyloxy)-6,8-dioxabicyclo[3.2.1]oct-1-
 yl]-2,5,8,11-tetraoxatridecan-13-yl)-1*H*-1,2,3-triazol-4-yl)methoxy]methyl}-6,13-dioxo-
 20-phenyl-2,19-dioxa-5,12-diazaicos-1-yl)-1*H*-1,2,3-triazol-1-yl]-2,5,8,11-
 tetraoxatridec-1-yl]-6,8-dioxabicyclo[3.2.1]oct-3-yl acetate (**I-am-1**) (110 mg, 0.0522
 mmol) was dissolved in methanol (10.0 mL) and the solution was then passed
 10 through the H-cube using a 10% palladium on carbon (small cartridge) using the
 following parameters (Temperature - 60°C, Flow rate - 1.0 mL/min., pressure - Full
 H₂ (1 bar)). The solution was collected and concentrated under reduced pressure
 yielding the title compound as a gum (91.6 mg, 87%). Method C: 3 minute run
 LRMS [1/2M = 1009]. ¹H NMR (METHANOL-*d*₄) δ: 7.98 (s, 3H), 5.44 (d, J=4.3 Hz,
 3H), 5.32 (s, 3H), 5.10 (dd, J=10.5, 4.3 Hz, 3H), 4.50-4.64 (m, 12H), 4.18 (d, J=10.5
 15 Hz, 3H), 3.99 (d, J=8.2 Hz, 3H), 3.90 (t, J=4.9 Hz, 6H), 3.71-3.82 (m, 9H), 3.44-3.66
 (m, 44H), 3.08-3.19 (m, 2H), 2.16-2.22 (m, 4H), 2.15 (s, 9H), 1.94 (d, J=1.2 Hz, 18H),
 1.44-1.68 (m, 8H), 1.27-1.42 (m, 4H)

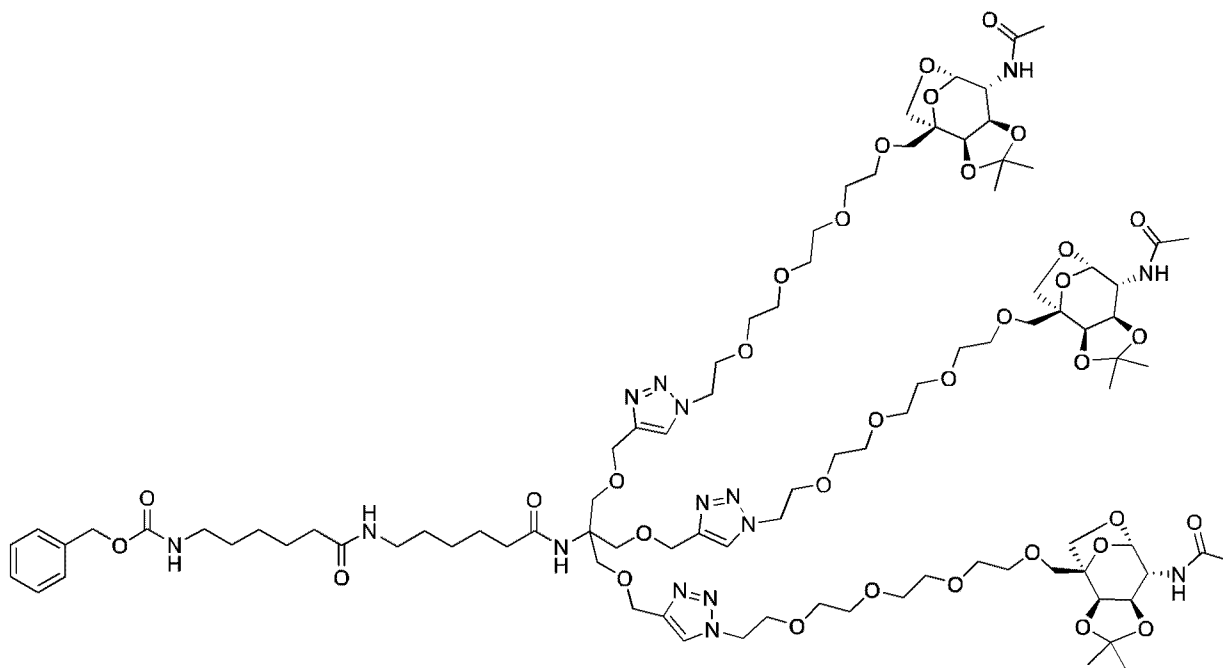
(1*S*,2*R*,3*R*,4*R*,5*S*)-4-(acetylamino)-1-{13-[4-({3-[(1-{1-[(1*S*,2*R*,3*R*,4*R*,5*S*)-4-(acetylamino)-2,3-bis(acetyloxy)-6,8-dioxabicyclo[3.2.1]oct-1-yl]-2,5,8,11-tetraoxatridecan-13-yl)-1*H*-1,2,3-triazol-4-yl)methoxy]-2-[(1-{1-[(1*S*,2*R*,3*R*,4*R*,5*S*)-4-(acetylamino)-2,3-bis(acetyloxy)-6,8-dioxabicyclo[3.2.1]oct-1-yl]-2,5,8,11-tetraoxatridecan-13-yl)-1*H*-1,2,3-triazol-4-yl)methoxy]methyl)-2-({6[(6hydroxyhexanoyl)amino]hexanoyl)amino)propoxy)methyl)-1*H*-1,2,3-triazol-1-yl]-2,5,8,11-tetraoxatridec-1-yl]-3-(acetyloxy)-6,8-dioxabicyclo[3.2.1]oct-2-yl acetate (**60**)



10 6-(benzyloxy)-*N*-{6-[(1,3-bis[(1-{1-[(1*S*,2*R*,3*R*,4*R*,5*S*)-4-(acetylamino)-2,3-dihydroxy-6,8-dioxabicyclo[3.2.1]oct-1-yl]-2,5,8,11-tetraoxatridecan-13-yl)-1*H*-1,2,3-triazol-4-yl)methoxy]-2-[(1-{1-[(1*S*,2*R*,3*R*,4*R*,5*S*)-4-(acetylamino)-2,3-dihydroxy-6,8-dioxabicyclo[3.2.1]oct-1-yl]-2,5,8,11-tetraoxatridecan-13-yl)-1*H*-1,2,3-triazol-4-yl)methoxy]methyl)propan-2-yl)amino]-6-oxohexyl}hexanamide (**I-an-1**) (31.0 mg,
15 0.017 mmol) was dissolved in methanol (5 mL) and the solution was then passed through the H-cube using a 10% palladium on carbon (small cartridge) using the following parameters (Temperature - 60°C, Flow rate - 1.0 mL/min., pressure - Full H₂ (1 bar)). The solution was collected and concentrated under reduced pressure

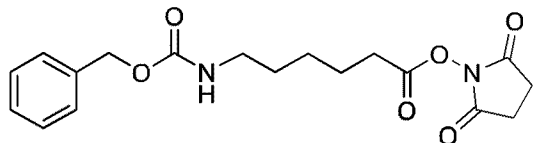
yielding the title compound as a gum (7.9 mg, 27%). Method C: 3 minute run LRMS [M+1 = 1766]. ¹H NMR (METHANOL-d₄) δ: 7.99 (s, 3H), 5.21 (s, 3H), 4.49-4.63 (m, 12H), 3.92-4.00 (m, 6H), 3.89 (dd, J=10.3, 4.5 Hz, 9H), 3.74-3.79 (m, 9H), 3.71 (dd, J=9.8, 4.3 Hz, 3H), 3.53-3.67 (m, 44H), 3.02-3.16 (m, 2H), 2.18 (td, J=7.3, 3.3 Hz, 4H), 1.99 (s, 9H), 1.44-1.72 (m, 8H), 1.25-1.42 (m, 4H)

benzyl [6-({6-[(1,3-bis[(1-{1-[(1*S*,2*R*,6*R*,7*R*,8*S*)-7-(acetylamino)-4,4-dimethyl-3,5,9,11-tetraoxatricyclo[6.2.1.0~2,6~]undec-1-yl]-2,5,8,11-tetraoxatridecan-13-yl]-1*H*-1,2,3-triazol-4-yl)methoxy]-2-[(1-{1-[(1*S*,2*R*,6*R*,7*R*,8*S*)-7-(acetylamino)-4,4-dimethyl-3,5,9,11-tetraoxatricyclo[6.2.1.0~2,6~]undec-1-yl]-2,5,8,11-tetraoxatridecan-13-yl]-1*H*-1,2,3-triazol-4-yl)methoxy)methyl]propan-2-yl)amino]-6-oxohexyl} amino)-6-oxohexyl]carbamate (**I-ag-7**)



15 To a solution of 6-amino-*N*-(1,3-bis[(1-{1-[(1*S*,2*R*,6*R*,7*R*,8*S*)-7-(acetylamino)-4,4-dimethyl-3,5,9,11-tetraoxatricyclo[6.2.1.0~2,6~]undec-1-yl]-2,5,8,11-tetraoxatridecan-13-yl]-1*H*-1,2,3-triazol-4-yl)methoxy]-2-[(1-{1-[(1*S*,2*R*,6*R*,7*R*,8*S*)-7-(acetylamino)-4,4-dimethyl-3,5,9,11-tetraoxatricyclo[6.2.1.0~2,6~]undec-1-yl]-2,5,8,11-tetraoxatridecan-13-yl]-1*H*-1,2,3-triazol-4-yl)methoxy)methyl]propan-2-yl)hexanamide

(I-ag-1) (222 mg, 0.125 mmol) in *N,N*-dimethylformamide (1.5 mL) and tetrahydrofuran (1.0 mL) was added *N,N*-diisopropylethylamine (0.0873 mL, 0.501 mmol) and benzyl {6-[(2,5-dioxopyrrolidin-1-yl)oxy]-6-oxohexyl}carbamate

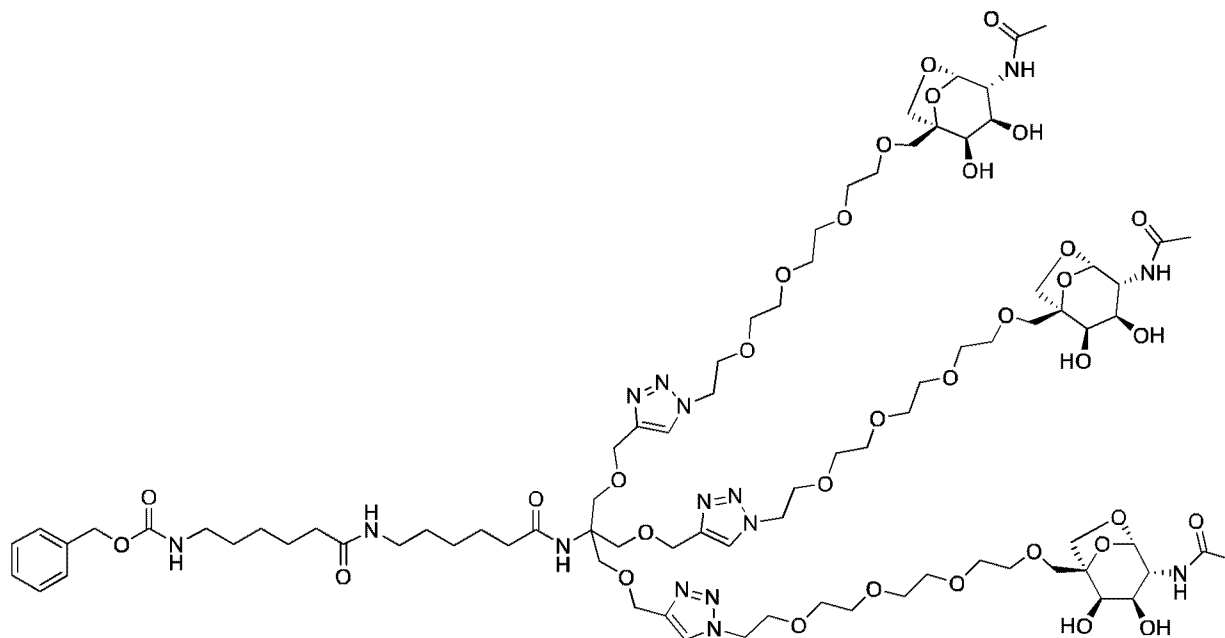


(see *Journal of Heterocyclic Chemistry*, **23**(3),

5 901-3; 1986, 68.1 mg, 0.188 mmol). The reaction was allowed to stir at room temperature for 24 hours. After 24 hours, the reaction was concentrated under reduced pressure. The crude reaction mixture was purified using the CombiFlash Rf (RediSep 12g gold silica gel column) and eluting with a gradient of 0-20% methanol/dichloromethane yielding the title compound as a gum (250 mg, 99%).

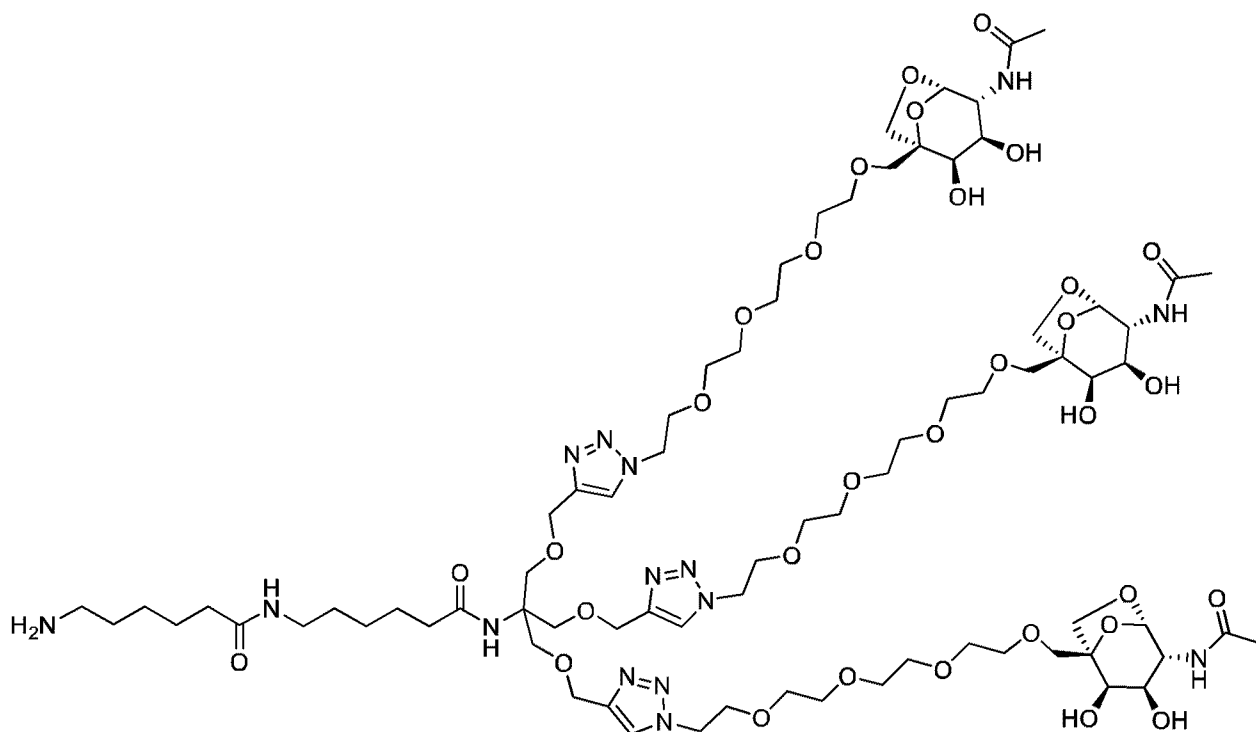
10 Method C: 3 minute run LRMS [1/2M+1 = 1010]. ¹H NMR (METHANOL-d₄) δ: 7.98 (s, 3H), 7.22-7.40 (m, 5H), 5.22 (d, J=1.2 Hz, 3H), 5.06 (s, 2H), 4.51-4.61 (m, 12H), 4.29 (d, J=5.9 Hz, 3H), 4.16 (t, J=6.4 Hz, 3H), 3.86-3.96 (m, 12H), 3.83 (d, J=7.8 Hz, 3H), 3.73-3.79 (m, 12H), 3.53-3.70 (m, 36H), 3.04-3.19 (m, 4H), 2.17 (t, J=7.4 Hz, 4H), 1.98 (s, 9H), 1.58 (td, J=14.5, 7.6 Hz, 4H), 1.48 (s, 13H), 1.33 (s, 13H)

15 benzyl [6-({6-[(1,3-bis[(1-{1-[(1*S*,2*R*,3*R*,4*R*,5*S*)-4-(acetylamino)-2,3-dihydroxy-6,8-dioxabicyclo[3.2.1]oct-1-yl]-2,5,8,11-tetraoxatridecan-13-yl)-1*H*-1,2,3-triazol-4-yl)methoxy]-2-[(1-{1-[(1*S*,2*R*,3*R*,4*R*,5*S*)-4-(acetylamino)-2,3-dihydroxy-6,8-dioxabicyclo[3.2.1]oct-1-yl]-2,5,8,11-tetraoxatridecan-13-yl)-1*H*-1,2,3-triazol-4-yl)methoxy]methyl}propan-2-yl)amino]-6-oxohexyl]amino)-6-oxohexyl]carbamate (**61**)



A solution of benzyl [6-({6-[(1,3-bis[(1-{1-[(1S,2R,6R,7R,8S)-7-(acetylamino)-4,4-
 5 dimethyl-3,5,9,11-tetraoxatricyclo[6.2.1.0~2,6~]undec-1-yl]-2,5,8,11-tetraoxatridecan-
 13-yl]-1H-1,2,3-triazol-4-yl)methoxy]-2-[(1-{
 1-[(1S,2R,6R,7R,8S)-7-(acetylamino)-4,4-dimethyl-3,5,9,11-
 tetraoxatricyclo[6.2.1.0~2,6~]undec-1-yl]-2,5,8,11-tetraoxatridecan-13-yl]-1H-1,2,3-
 triazol-4-yl)methoxy]methyl}propan-2-yl)amino]-6-oxohexyl}amino)-6-
 10 oxohexyl]carbamate (**I-ag-7**) (250.0 mg, 0.124 mmol) in acetic acid (8 mL), methanol
 (2 mL) and water (2 mL) was heated to 70°C for 36 hours. After 36 hours, the
 reaction was cooled to room temperature and concentrated under reduced pressure.
 The crude material was diluted with toluene and concentrated under reduced
 pressure. The crude material was diluted with toluene a second time and
 15 concentrated under reduced pressure yielding the title compound as a gum (225 mg,
 96%). Method C: 3 minute run
 LRMS [1/2M+1= 950]. ¹H NMR (METHANOL-d₄) δ: 7.98 (s, 3H), 7.22-7.41 (m, 5H),
 5.21 (s, 3H), 5.05 (s, 2H), 4.57 (t, J=5.0 Hz, 6H), 4.55 (s, 6H), 3.92-4.00 (m, 6H),
 3.83-3.91 (m, 9H), 3.73-3.78 (m, 9H), 3.68-3.72 (m, J=10.0, 4.1 Hz, 3H), 3.52-3.68
 20 (m, 42H), 3.05-3.17 (m, 4H), 2.16 (t, J=7.3 Hz, 4H), 1.98 (s, 9H), 1.57-1.65 (m, 2H),
 1.53-1.57 (m, 2H), 1.43-1.52 (m, 4H), 1.24-1.39 (m, 4H)

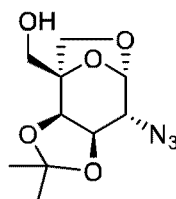
6-amino-*N*-{6-[(1,3-bis[(1-{1-[(1*S*,2*R*,3*R*,4*R*,5*S*)-4-(acetylamino)-2,3-dihydroxy-6,8-dioxabicyclo[3.2.1]oct-1-yl]-2,5,8,11-tetraoxatridecan-13-yl)-1*H*-1,2,3-triazol-4-yl)methoxy]-2-[(1-{1-[(1*S*,2*R*,3*R*,4*R*,5*S*)-4-(acetylamino)-2,3-dihydroxy-6,8-dioxabicyclo[3.2.1]oct-1-yl]-2,5,8,11-tetraoxatridecan-13-yl)-1*H*-1,2,3-triazol-4-yl)methoxy]methyl}propan-2-yl)amino]-6-oxohexyl}hexanamide acetate (**62**)



benzyl [6-({6-[(1,3-bis[(1-{1-[(1*S*,2*R*,3*R*,4*R*,5*S*)-4-(acetylamino)-2,3-dihydroxy-6,8-dioxabicyclo[3.2.1]oct-1-yl]-2,5,8,11-tetraoxatridecan-13-yl)-1*H*-1,2,3-triazol-4-yl)methoxy]-2-[(1-{1-[(1*S*,2*R*,3*R*,4*R*,5*S*)-4-(acetylamino)-2,3-dihydroxy-6,8-dioxabicyclo[3.2.1]oct-1-yl]-2,5,8,11-tetraoxatridecan-13-yl)-1*H*-1,2,3-triazol-4-yl)methoxy]methyl}propan-2-yl)amino]-6-oxohexyl}amino)-6-oxohexyl]carbamate (**61**) (200 mg, 0.105 mmol) was dissolved in methanol (20 mL) and acetic acid (0.024 mL, 0.421 mmol) and the solution was then passed through the H-cube using a 10% palladium on carbon (small cartridge) using the following parameters (Temperature - 50°C, Flow rate - 1.0 mL/min., pressure - Full H₂ (1 bar)). The solution was collected

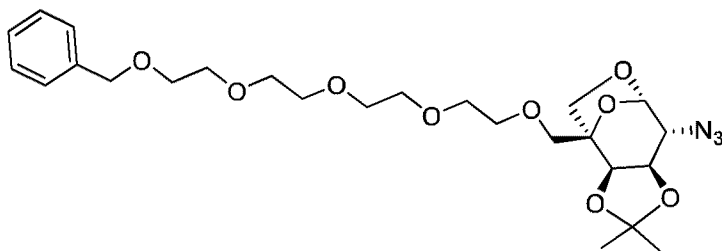
and concentrated under reduced pressure yielding the title compound as a gum (148 mg, 77%). Method C: 3 minute run LRMS [M+ 45 (formic acid) = 1809]. ¹H NMR (METHANOL-d₄) δ: 8.02 (s, 3H), 5.23 (s, 3H), 4.59–4.63 (m, 6H), 4.58 (s, 6H), 3.97 (dd, J=9.6, 5.3 Hz, 6H), 3.91 (dd, J=11.3, 4.7 Hz, 9H), 3.76–3.82 (m, 9H), 3.73 (dd, J=10.1, 4.3 Hz, 3H), 3.56–3.70 (m, 42H), 3.16 (t, J=6.8 Hz, 2H), 2.93 (t, J=7.6 Hz, 2H), 2.16–2.29 (m, 4H), 2.01 (s, 9H), 1.92 (s, 3H), 1.62–1.74 (m, 4H), 1.54–1.61 (m, 2H), 1.46–1.53 (m, 2H), 1.39–1.45 (m, 2H), 1.29–1.38 (m, 2H)

[(1*S*,2*R*,6*R*,7*R*,8*S*)-7-azido-4,4-dimethyl-3,5,9,11-tetraoxatricyclo[6.2.1.0~2,6~]undec-1-yl]methanol (**I-d-1**)

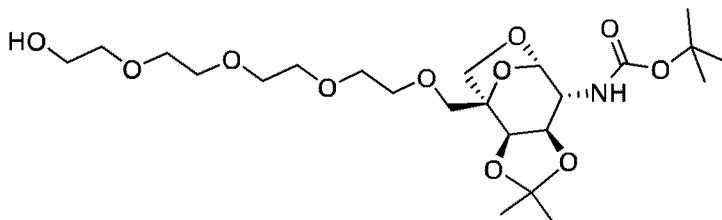


To a solution of (1*S*,2*R*,3*R*,4*R*,5*S*)-4-azido-1-(hydroxymethyl)-6,8-dioxabicyclo[3.2.1]octane-2,3-diol (**1**) (2.52 g, 11.61 mmol) in *N,N*-dimethylformamide (21 mL) was added 2,2-dimethoxypropane (9.0 mL, 69.6 mmol) followed by (1*S*)-(+)-10-Camphorsulfonic acid (1.08 g, 4.65 mmol). The reaction was heated to 70°C over 24 hours. After 24 hours, the reaction was cooled to room temperature before the addition of methanol (5 mL) was added followed by the addition of triethylamine (0.22 mL, 1.55 mmol) and the solution was stirred for 10 minutes before being concentrated under reduced pressure. The crude material was purified using the CombiFlash Rf (RediSep 80g Gold silica gel column) and eluting with a gradient of 0–20% methanol/dichloromethane yielding impure title compound. The crude material was purified using the CombiFlash Rf (RediSep 40g Gold silica gel column) and eluting with a gradient of 0–100% ethyl acetate/heptane yielding the title compound (2419 mg, 81%). ¹H NMR (METHANOL-d₄) δ: 5.42 (d, J=1.6 Hz, 1H), 4.34–4.43 (m, 2H), 3.88–3.98 (m, 3H), 3.81–3.87 (m, 1H), 3.37 (dd, J=6.2, 1.6 Hz, 1H), 1.54 (s, 3H), 1.42 (s, 3H)

(1*S*,2*R*,6*R*,7*R*,8*S*)-7-azido-4,4-dimethyl-1-(15-phenyl-2,5,8,11,14-pentaoxapentadec-1-yl)-3,5,9,11-tetraoxatricyclo[6.2.1.0~2,6~]undecane (**I-d-2**)

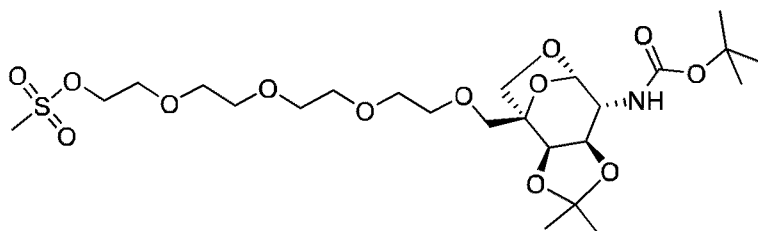


To a solution of [(1*S*,2*R*,6*R*,7*R*,8*S*)-7-azido-4,4-dimethyl-3,5,9,11-
 5 tetraoxatricyclo[6.2.1.0~2,6~]undec-1-yl]methanol (**I-d-1**) (490 mg, 1.90 mmol)
 in tetrahydrofuran (5 mL) was added sodium hydride 60% dispersion in mineral oil
 (127 mg, 3.2 mmol) at room temperature. The reaction was allowed to stir under
 nitrogen for 30 minutes before the addition of 13-iodo-1-phenyl-2,5,8,11-
 tetraoxatridecane (1130 mg, 2.86 mmol) in tetrahydrofuran (2 mL). The reaction was
 10 allowed to stir overnight at room temperature. The following morning (18 hours), the
 reaction was quenched with water and extracted with ethyl acetate. The aqueous
 layer was washed with ethyl acetate two additional times. The combined organic
 layers were washed with water, brine, dried over sodium sulfate, filtered and
 concentrated under reduced pressure. The crude material was purified using
 15 the CombiFlash Rf (ISCO RediSep Gold 40g silica gel column) and eluting with a
 gradient of 0-100% ethyl acetate/heptane yielding the title compound as a
 gum (336.0 mg, 34%). Method C: 1.5 minute run LRMS [M+Na = 546]. ¹H NMR
 (METHANOL-*d*₄) δ: 7.17-7.47 (m, 5H), 5.35 (d, *J*=1.6 Hz, 1H), 4.55 (s, 2H), 4.32-4.37
 (m, 1H), 4.25-4.32 (m, 1H), 3.92 (d, *J*=10.1 Hz, 1H), 3.88 (d, *J*=8.2 Hz, 1H), 3.73-3.80
 20 (m, 2H), 3.55-3.71 (m, 17H), 1.49 (s, 3H), 1.36 (s, 3H)
 tert-butyl [(1*S*,2*R*,6*R*,7*R*,8*S*)-1-(13-hydroxy-2,5,8,11-tetraoxatridec-1-yl)-4,4-dimethyl-
 3,5,9,11-tetraoxatricyclo[6.2.1.0~2,6~]undec-7-yl]carbamate (**I-ao-1**)



The starting material (1*S*,2*R*,6*R*,7*R*,8*S*)-7-azido-4,4-dimethyl-1-(15-phenyl-2,5,8,11,14-pentaoxapentadec-1-yl)-3,5,9,11-tetraoxatricyclo[6.2.1.0~2,6~]undecane (**I-d-2**) (310.0 mg, 0.592 mmol) was dissolved in methanol (6 mL) followed by the addition of di-*tert*-butyl-dicarbonate (162 mg, 0.74 mmol) and 10% palladium on carbon (50% wet wt/wt., 100.0 mg, 0.940 mmol) in a 50 mL reactor. The reactor was sealed and the reaction was purged three times with nitrogen (50 psi) and then purged two times with hydrogen (50 psi) and filled to 50 psi with hydrogen and stirred overnight. The following morning (24 hours), the reaction was filtered through a celite plug and washed with methanol. The filtrate was concentrated under reduced pressure. The crude material was purified using the CombiFlash Rf (RediSep 12g silica gel column) and eluting with a gradient of 0-20% methanol/dichloromethane yielding the title compound as an gum (304 mg, 100%). Method C: 3 minute run LRMS [M+Na = 530]. ¹H NMR (METHANOL-*d*₄) δ: 5.22 (s, 1H), 4.28 (d, J=5.9 Hz, 1H), 4.11 (t, J=6.4 Hz, 1H), 3.93 (d, J=10.1 Hz, 1H), 3.80-3.85 (m, 1H), 3.76 (d, J=6.2 Hz, 1H), 3.74 (d, J=3.9 Hz, 1H), 3.60-3.71 (m, 15H), 3.53-3.59 (m, 2H), 1.50 (s, 3H), 1.45 (s, 9H), 1.34 (s, 3H)

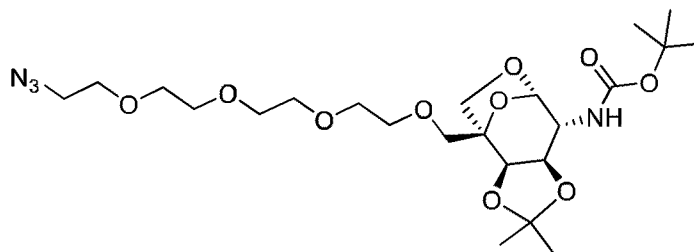
1-((1*S*,2*R*,6*R*,7*R*,8*S*)-7-[(*tert*-butoxycarbonyl)amino]-4,4-dimethyl-3,5,9,11-tetraoxatricyclo[6.2.1.0~2,6~]undec-1-yl)-2,5,8,11-tetraoxatridecan-13-yl methanesulfonate (**I-ap-1**)



To a solution of *tert*-butyl [(1*S*,2*R*,6*R*,7*R*,8*S*)-1-(13-hydroxy-2,5,8,11-tetraoxatridec-1-yl)-4,4-dimethyl-3,5,9,11-tetraoxatricyclo[6.2.1.0~2,6~]undec-7-yl]carbamate (**I-ao-1**) (300.0 mg, 0.591 mmol) in dichloromethane (2 mL) was added triethyl amine (0.332 mL, 2.36 mmol) and cooled to 0°C using an ice bath followed by the addition of methanesulphonyl chloride (0.055 mL, 0.71 mmol). The reaction was allowed to warm slowly to room temperature and stirred at room temperature for 20 hours. After

20 hours, the reaction was quenched with water and extracted. The layers were separated and the aqueous layer was extracted an additional time with dichloromethane. The combined organic layers were washed with brine, dried over magnesium sulfate, filtered and concentrated under reduced pressure yielding the title compound as an oil (339 mg, 98%). Method C: 3 minute run LRMS [M+Na = 608]. ¹H NMR (METHANOL-d₄) δ: 5.22 (s, 1H), 4.33-4.43 (m, 2H), 4.28 (d, J=5.9 Hz, 1H), 4.11 (t, J=6.4 Hz, 1H), 3.93 (d, J=10.1 Hz, 1H), 3.80-3.86 (m, 1H), 3.72-3.79 (m, 4H), 3.61-3.70 (m, 12H), 3.58 (d, J=5.9 Hz, 1H), 3.11 (s, 3H), 1.50 (s, 3H), 1.45 (s, 9H), 1.34 (s, 3H)

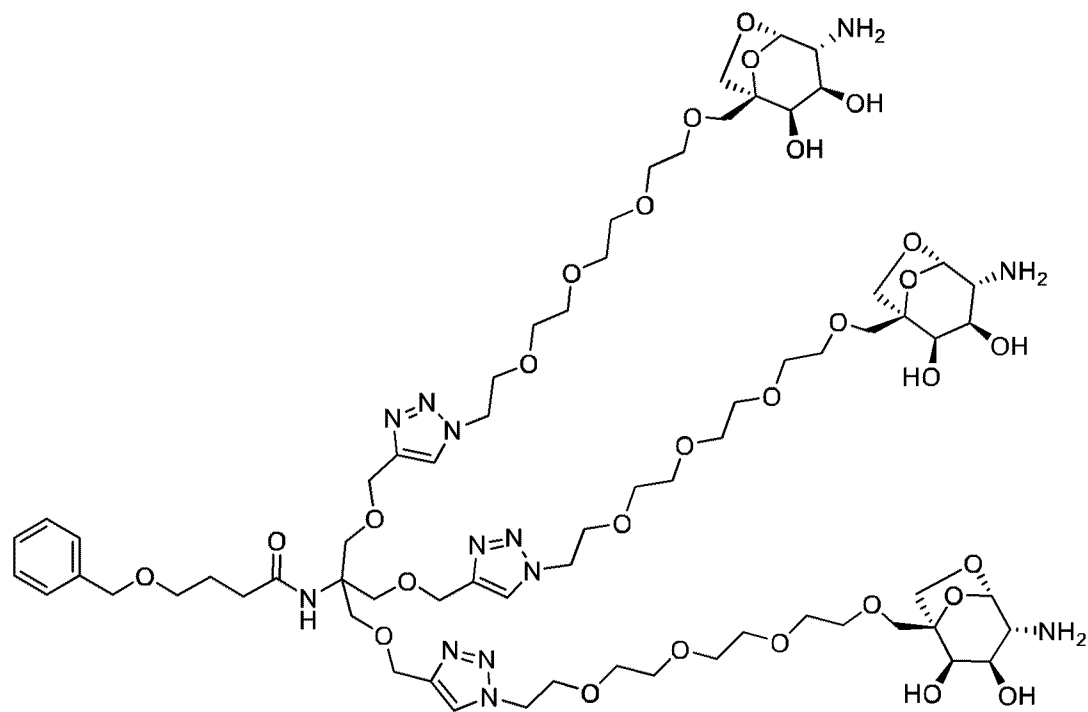
10 tert-butyl [(1*S*,2*R*,6*R*,7*R*,8*S*)-1-(13-azido-2,5,8,11-tetraoxatridec-1-yl)-4,4-dimethyl-3,5,9,11-tetraoxatricyclo[6.2.1.0~2,6~]undec-7-yl]carbamate (**I-aq-1**)



To a solution of 1-[(1*S*,2*R*,6*R*,7*R*,8*S*)-7-[(tert-butoxycarbonyl)amino]-4,4-dimethyl-3,5,9,11-tetraoxatricyclo[6.2.1.0~2,6~]undec-1-yl]-2,5,8,11-tetraoxatridecan-13-yl methanesulfonate (**I-ap-1**) (339 mg, 0.579 mmol) in *N,N*-dimethylformamide (1.5 mL) was added sodium azide (67.7 mg, 1.04 mmol) and the reaction was heated to 100°C overnight in a sealed 5 mL microwave vial. After 18 hours, the reaction was cooled to room temperature and the reaction was diluted with water and extracted with ethyl acetate three times. The combined organic layers were washed with water, brine, dried over sodium sulfate, filtered and concentrated under reduced pressure yielding The crude material was purified using the CombiFlash Rf (RediSep 12g Gold silica gel column) and eluting with a gradient of 0-20% methanol/dichloromethane yielding the title compound as a gum (246 mg, 80%). ¹H NMR (METHANOL-d₄) δ: 5.24 (s, 1H), 4.30 (d, J=5.9 Hz, 1H), 4.13 (t, J=6.4 Hz, 1H),

2,5,8,11-tetraoxatridec-1-yl)-4,4-dimethyl-3,5,9,11-tetraoxatricyclo[6.2.1.0~2,6~]undec-7-yl]carbamate (**I-aq-1**) (192 mg, 0.361 mmol) in t-butanol (3 mL) and water (1.5 mL, deionized water). The reaction was purged with nitrogen for 5 minutes before the addition of sodium ascorbate (66.3 mg, 0.328 mmol) and the drop wise addition of a solution of copper (II) sulfate (5.24 mg, 0.0328 mmol) in water (500 uL, deionized water). The reaction was stirred at room temperature for 20 hours. After 20 hours, the reaction was cooled to room temperature and the reaction was quenched by adding the reaction mixture to a saturated ammonium chloride (30 mL) and conc. ammonium hydroxide (2 mL) and extracted three times with dichloromethane (15 mL). The combined organic layers were dried over sodium sulfate, filtered and concentrated under reduced pressure. The crude material was purified using the CombiFlash Rf (RediSep 12g Gold silica gel column) and eluting with a gradient of 0-20% methanol/dichloromethane yielding the title compound as a gum (165 mg, None, 75%). Method C: 3 minute run LRMS [1/2M+1 = 1005]. ¹H NMR (METHANOL-d₄) δ: 7.97 (s, 3H), 7.17-7.43 (m, 5H), 5.21 (s, 3H), 4.52-4.60 (m, 12H), 4.45 (s, 2H), 4.25 (d, J=5.9 Hz, 3H), 4.10 (t, J=6.2 Hz, 3H), 3.85-3.93 (m, 9H), 3.71-3.82 (m, 15H), 3.63-3.69 (m, 6H), 3.53-3.62 (m, 33H), 3.48 (t, J=6.2 Hz, 2H), 2.27 (t, J=7.2 Hz, 2H), 1.74-1.96 (m, 2H), 1.49 (s, 9H), 1.45 (s, 27H), 1.32 (s, 9H)

4-(benzyloxy)-N-(1,3-bis[(1-{1-[(1S,2R,3R,4R,5S)-4-amino-2,3-dihydroxy-6,8-dioxabicyclo[3.2.1]oct-1-yl]-2,5,8,11-tetraoxatridecan-13-yl}-1H-1,2,3-triazol-4-yl)methoxy]-2-[(1-{1-[(1S,2R,3R,4R,5S)-4-amino-2,3-dihydroxy-6,8-dioxabicyclo[3.2.1]oct-1-yl]-2,5,8,11-tetraoxatridecan-13-yl}-1H-1,2,3-triazol-4-yl)methoxy]methyl}propan-2-yl)butanamide (**63**)



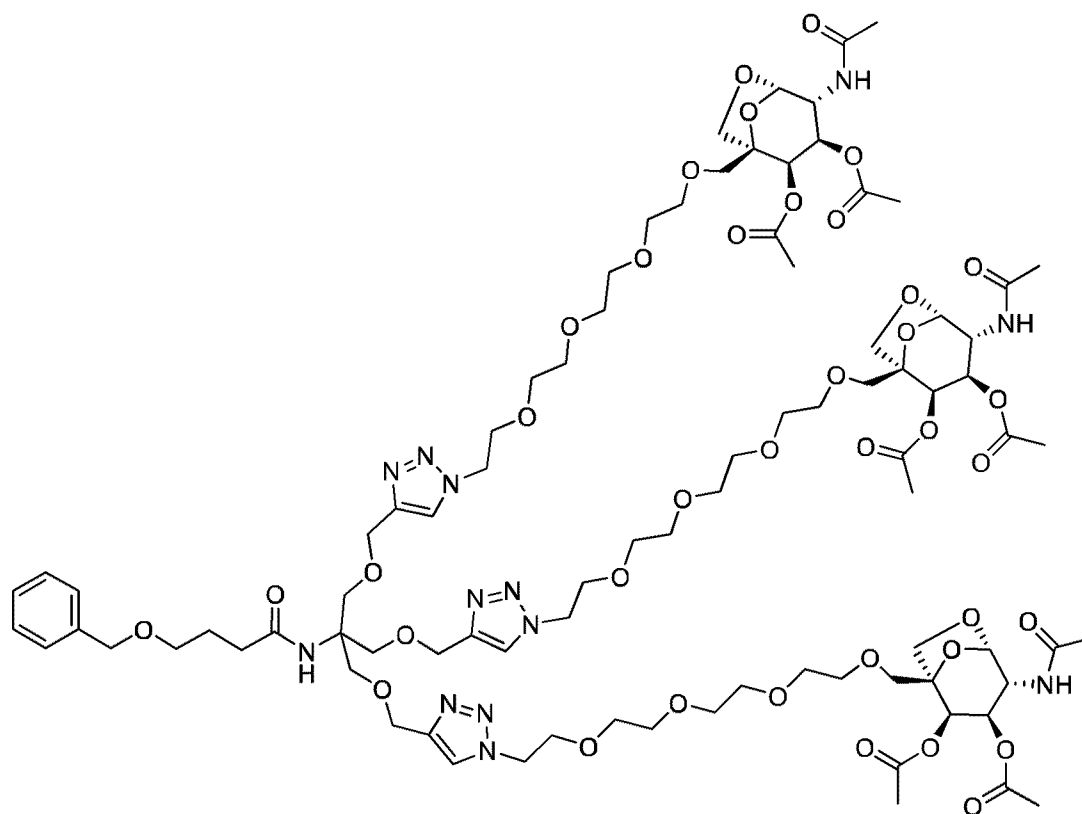
A solution of tert-butyl {(1*S*,2*R*,6*R*,7*R*,8*S*)-1-[13-(4-[[2-[[4-(benzyloxy)butanoyl]amino]-3-[[1-(1-{(1*S*,2*R*,6*R*,7*R*,8*S*)-7-[(tert-butoxycarbonyl)amino]-4,4-dimethyl-3,5,9,11-tetraoxatricyclo[6.2.1.0~2,6~]undec-1-yl)-2,5,8,11-tetraoxatridecan-13-yl]-1*H*-1,2,3-triazol-4-yl]methoxy)-2-[[1-(1-{(1*S*,2*R*,6*R*,7*R*,8*S*)-7-[(tert-butoxycarbonyl)amino]-4,4-dimethyl-3,5,9,11-tetraoxatricyclo[6.2.1.0~2,6~]undec-1-yl)-2,5,8,11-tetraoxatridecan-13-yl]-1*H*-1,2,3-triazol-4-yl]methoxy)methyl]propoxy)methyl]-1*H*-1,2,3-triazol-1-yl)-2,5,8,11-tetraoxatridec-1-yl]-4,4-dimethyl-3,5,9,11-tetraoxatricyclo[6.2.1.0~2,6~]undec-7-yl]carbamate (**I-ar-1**) (150.0 mg, 0.0747 mmol) in acetic acid (5 mL), methanol (1.5 mL) and water (1.5 mL) was heated to 70°C for 18 hours . After 18 hours, the reaction was cooled to room temperature and concentrated under reduced pressure. The crude material was diluted with dichloromethane (10 mL) and methanol (4 mL) to which was added 4.0M hydrogen chloride in dioxane (2.0 mL, 8 mmol). The reaction mixture was stirred at room temperature overnight. After 18 hours, the reaction was concentrated under reduced pressure. The crude material was diluted with ethyl acetate (1 mL) and to which was added heptane (10 mL) and concentrated under reduced pressure. The material was then placed under high vacuum for 18 hours yielding the title compound (139.0 mg, 103%). Method C: 3 minute run LRMS

[1/2M+1 = 795]. ¹H NMR (METHANOL-d₄) δ: 8.09 (s, 3H), 7.27-7.39 (m, 5H), 5.48 (s, 3H), 4.57-4.66 (m, 12H), 4.47 (s, 2H), 3.98 (d, J=9.8 Hz, 3H), 3.90-3.95 (m, 9H), 3.82-3.89 (m, 6H), 3.79 (s, 6H), 3.76 (d, J=8.2 Hz, 3H), 3.71 (d, J=9.8 Hz, 3H), 3.57-3.69 (m, 36H), 3.50 (t, J=6.2 Hz, 2H), 3.21 (d, J=9.4 Hz, 3H), 2.29 (t, J=7.2 Hz, 2H), 1.85 (quin, J=6.8 Hz, 2H)

5

(1*S*,2*R*,3*R*,4*R*,5*S*)-4-(acetylamino)-1-(13-{4-[(3-[(1-{1-[(1*S*,2*R*,3*R*,4*R*,5*S*)-4-(acetylamino)-2,3-bis(acetyloxy)-6,8-dioxabicyclo[3.2.1]oct-1-yl]-2,5,8,11-tetraoxatridecan-13-yl)-1*H*-1,2,3-triazol-4-yl)methoxy]-2-}[(1-{1-[(1*S*,2*R*,3*R*,4*R*,5*S*)-4-(acetylamino)-2,3-bis(acetyloxy)-6,8-dioxabicyclo[3.2.1]oct-1-yl]-2,5,8,11-tetraoxatridecan-13-yl)-1*H*-1,2,3-triazol-4-yl)methoxy]methyl)-2-}{4-(benzyloxy)butanoyl]amino}propoxy)methyl)-1*H*-1,2,3-triazol-1-yl]-2,5,8,11-tetraoxatridec-1-yl)-3-(acetyloxy)-6,8-dioxabicyclo[3.2.1]oct-2-yl acetate (**I-as-1**)

10

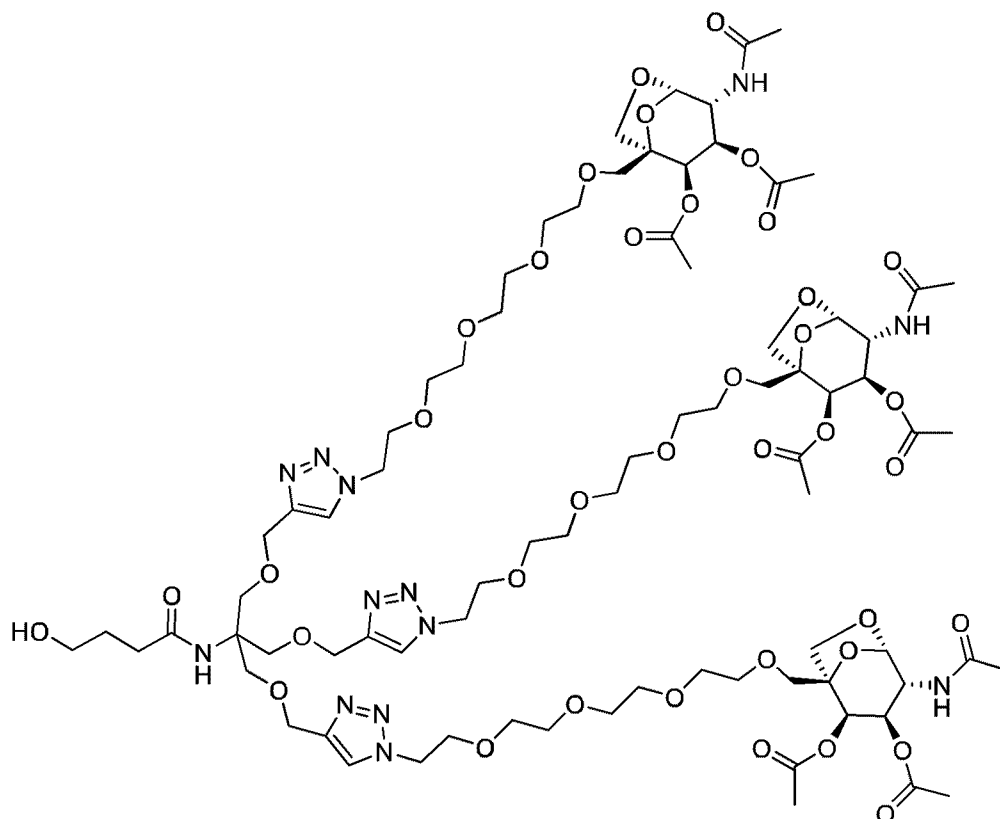


15

4-(benzyloxy)-*N*-(1,3-bis[(1-{1-[(1*S*,2*R*,3*R*,4*R*,5*S*)-4-amino-2,3-dihydroxy-6,8-dioxabicyclo[3.2.1]oct-1-yl]-2,5,8,11-tetraoxatridecan-13-yl)-1*H*-1,2,3-triazol-4-

yl)methoxy]-2-[(1-{1-[(1*S*,2*R*,3*R*,4*R*,5*S*)-4-amino-2,3-dihydroxy-6,8-dioxabicyclo[3.2.1]oct-1-yl]-2,5,8,11-tetraoxatridecan-13-yl}-1*H*-1,2,3-triazol-4-yl)methoxy]methyl}propan-2-yl)butanamide (**63**) (80 mg, 0.044 mmol) was dissolved in pyridine (anhydrous) (1.5 mL, 19 mmol) and to which was added acetic anhydride (0.125 mL, 1.33 mmol) at room temperature. The reaction was then heated to 50°C overnight. The following morning, the reaction was concentrated under reduced pressure. The crude material was purified using the CombiFlash Rf (RediSep 12g gold silica gel column) and eluting with a gradient of 0-20% methanol/dichloromethane yielding crude title compound. The crude title compound was purified using the CombiFlash Rf (RediSep 4g gold silica gel column) and eluting with a gradient of 0-20% methanol/dichloromethane yielding the title compound as a gum (54.0 mg, 62%). Method C: 1.5 minute run LRMS [1/2M+1 = 984]. ¹H NMR (METHANOL-*d*₄) δ: 7.97 (s, 3H), 7.19-7.42 (m, 5H), 5.44 (d, J=4.3 Hz, 3H), 5.31 (s, 3H), 5.10 (dd, J=10.3, 4.1 Hz, 3H), 4.51-4.64 (m, 12H), 4.45 (s, 2H), 4.18 (d, J=10.1 Hz, 3H), 3.99 (d, J=8.6 Hz, 3H), 3.88 (t, J=4.9 Hz, 6H), 3.68-3.82 (m, 12H), 3.52-3.64 (m, 39H), 3.48 (t, J=6.2 Hz, 2H), 2.26 (t, J=7.4 Hz, 2H), 2.15 (s, 9H), 1.94 (d, J=1.2 Hz, 18H), 1.84 (t, J=6.8 Hz, 2H).

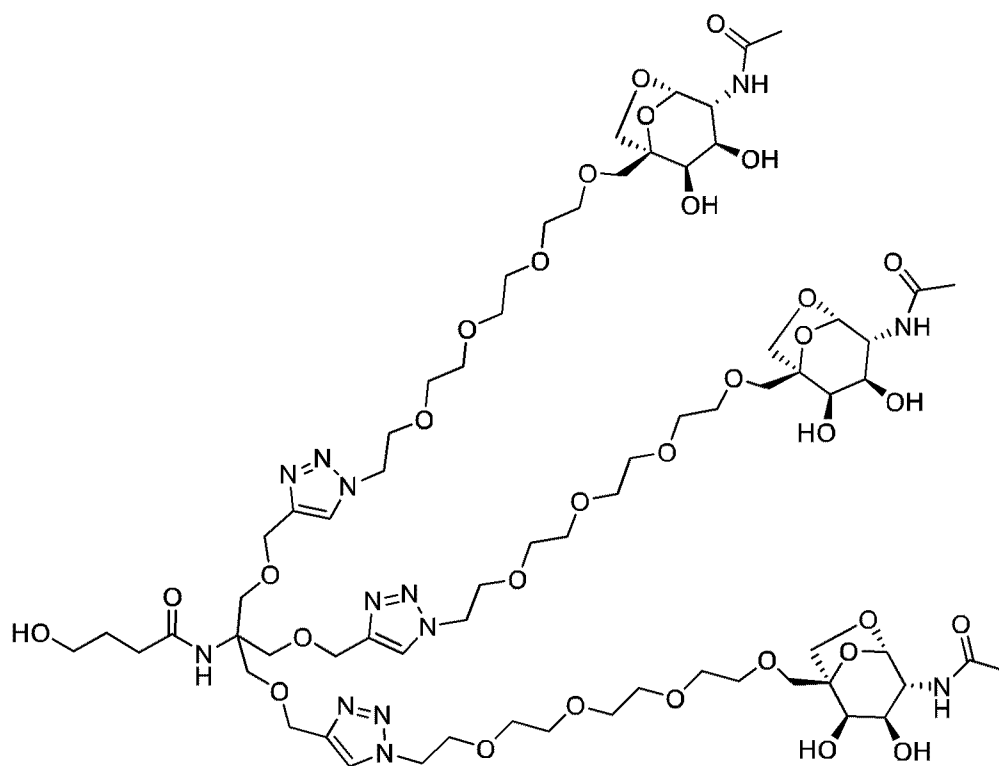
(1*S*,2*R*,3*R*,4*R*,5*S*)-4-(acetylamino)-1-{13-[4-({3-[(1-{1-[(1*S*,2*R*,3*R*,4*R*,5*S*)-4-(acetylamino)-2,3-bis(acetyloxy)-6,8-dioxabicyclo[3.2.1]oct-1-yl]-2,5,8,11-tetraoxatridecan-13-yl}-1*H*-1,2,3-triazol-4-yl)methoxy]-2-[(1-{1-[(1*S*,2*R*,3*R*,4*R*,5*S*)-4-(acetylamino)-2,3-bis(acetyloxy)-6,8-dioxabicyclo[3.2.1]oct-1-yl]-2,5,8,11-tetraoxatridecan-13-yl}-1*H*-1,2,3-triazol-4-yl)methoxy]methyl)-2-(4-hydroxybutanoyl)amino]propoxy}methyl)-1*H*-1,2,3-triazol-1-yl]-2,5,8,11-tetraoxatridecan-1-yl]-3-(acetyloxy)-6,8-dioxabicyclo[3.2.1]oct-2-yl acetate (**I-at-1**)



(1*S*,2*R*,3*R*,4*R*,5*S*)-4-(acetylamino)-1-(13-{4-[(3-[(1-{1-[(1*S*,2*R*,3*R*,4*R*,5*S*)-4-(acetylamino)-2,3-bis(acetyloxy)-6,8-dioxabicyclo[3.2.1]oct-1-yl]-2,5,8,11-tetraoxatridecan-13-yl)-1*H*-1,2,3-triazol-4-yl)methoxy]-2-[(1-{1-[(1*S*,2*R*,3*R*,4*R*,5*S*)-4-(acetylamino)-2,3-bis(acetyloxy)-6,8-dioxabicyclo[3.2.1]oct-1-yl]-2,5,8,11-tetraoxatridecan-13-yl)-1*H*-1,2,3-triazol-4-yl)methoxy]methyl)-2-[[4-(benzyloxy)butanoyl]amino]propoxy)methyl]-1*H*-1,2,3-triazol-1-yl]-2,5,8,11-tetraoxatridec-1-yl)-3-(acetyloxy)-6,8-dioxabicyclo[3.2.1]oct-2-yl acetate (**1-as-1**) (54.0 mg, 0.027 mmol) was dissolved in methanol (10.0 mL) and the solution was then passed through the H-cube using a 10% palladium on carbon (small cartridge) using the following parameters (Temperature - 60°C, Flow rate - 1.0 mL/min., pressure - Full H₂ (1 atm)). The solution was collected and concentrated under reduced pressure yielding the title compound as a gum (51.0 mg, 99%). Method C: 3 minute run LRMS [M+Na = 1899]. ¹H NMR (METHANOL-d₄) δ: 7.98 (s, 3H), 5.44 (d, J=4.3 Hz, 3H), 5.32 (s, 3H), 5.10 (dd, J=10.5, 3.9 Hz, 3H), 4.41-4.66 (m, 12H), 4.18 (d, J=10.5 Hz, 3H), 3.99 (d, J=8.6 Hz, 3H), 3.90 (t, J=5.1 Hz, 6H), 3.68-3.83 (m, 12H),

3.51-3.67 (m, 41H), 2.24 (t, J=7.6 Hz, 2H), 2.15 (s, 9H), 1.94 (s, 18H), 1.69-1.83 (m, 2H)

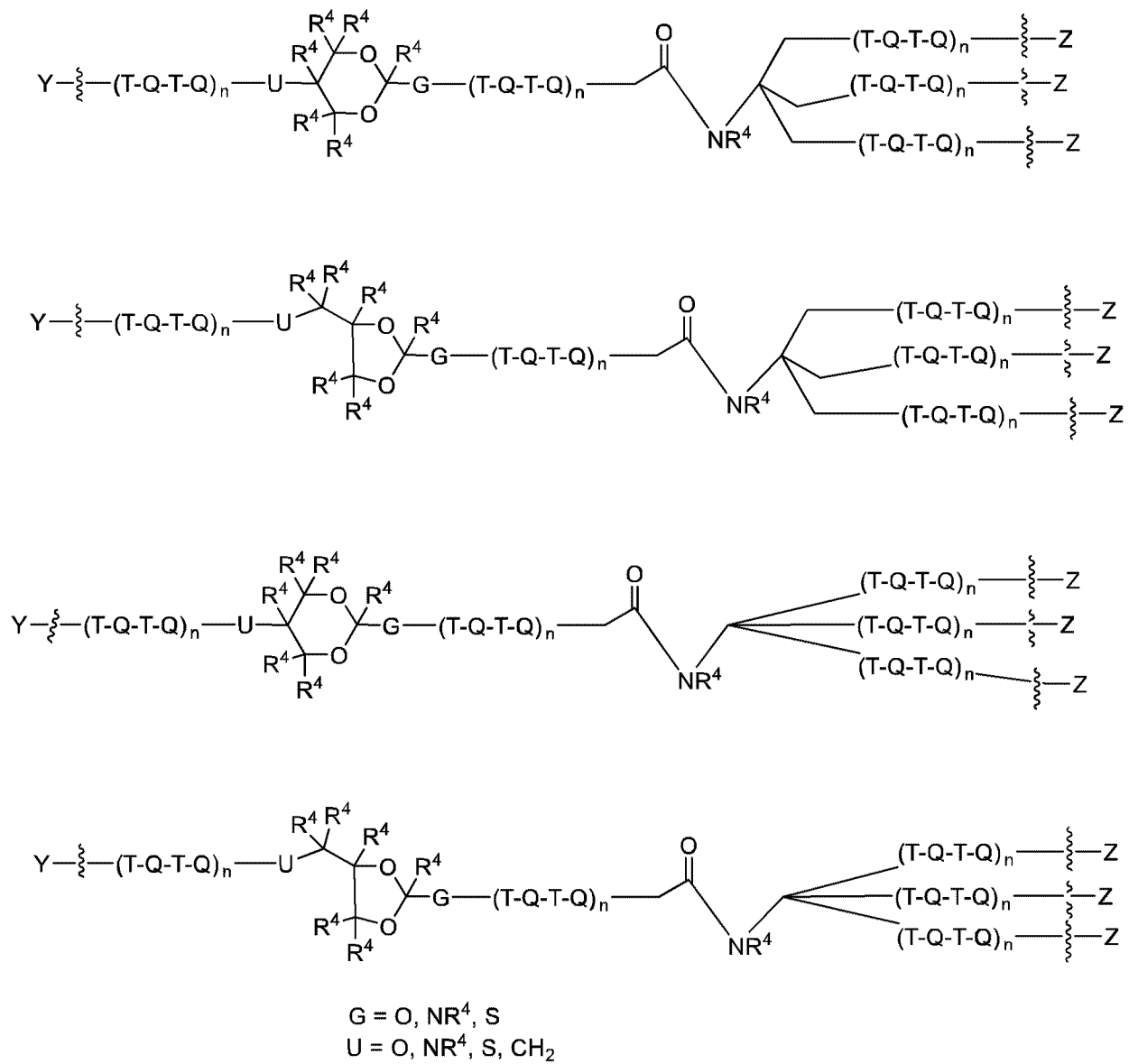
N-(1,3-bis[(1-{1-[(1*S*,2*R*,3*R*,4*R*,5*S*)-4-(acetylamino)-2,3-dihydroxy-6,8-dioxabicyclo[3.2.1]oct-1-yl]-2,5,8,11-tetraoxatridecan-13-yl}-1*H*-1,2,3-triazol-4-yl)methoxy]-2-[[1-1-[(1*S*,2*R*,3*R*,4*R*,5*S*)-4-(acetylamino)-2,3-dihydroxy-6,8-dioxabicyclo[3.2.1]oct-1-yl]-2,5,8,11-tetraoxatridecan-13-yl]-1*H*-1,2,3-triazol-4-yl)methoxy]methyl}propan-2-yl)-4-hydroxybutanamide (**64**)



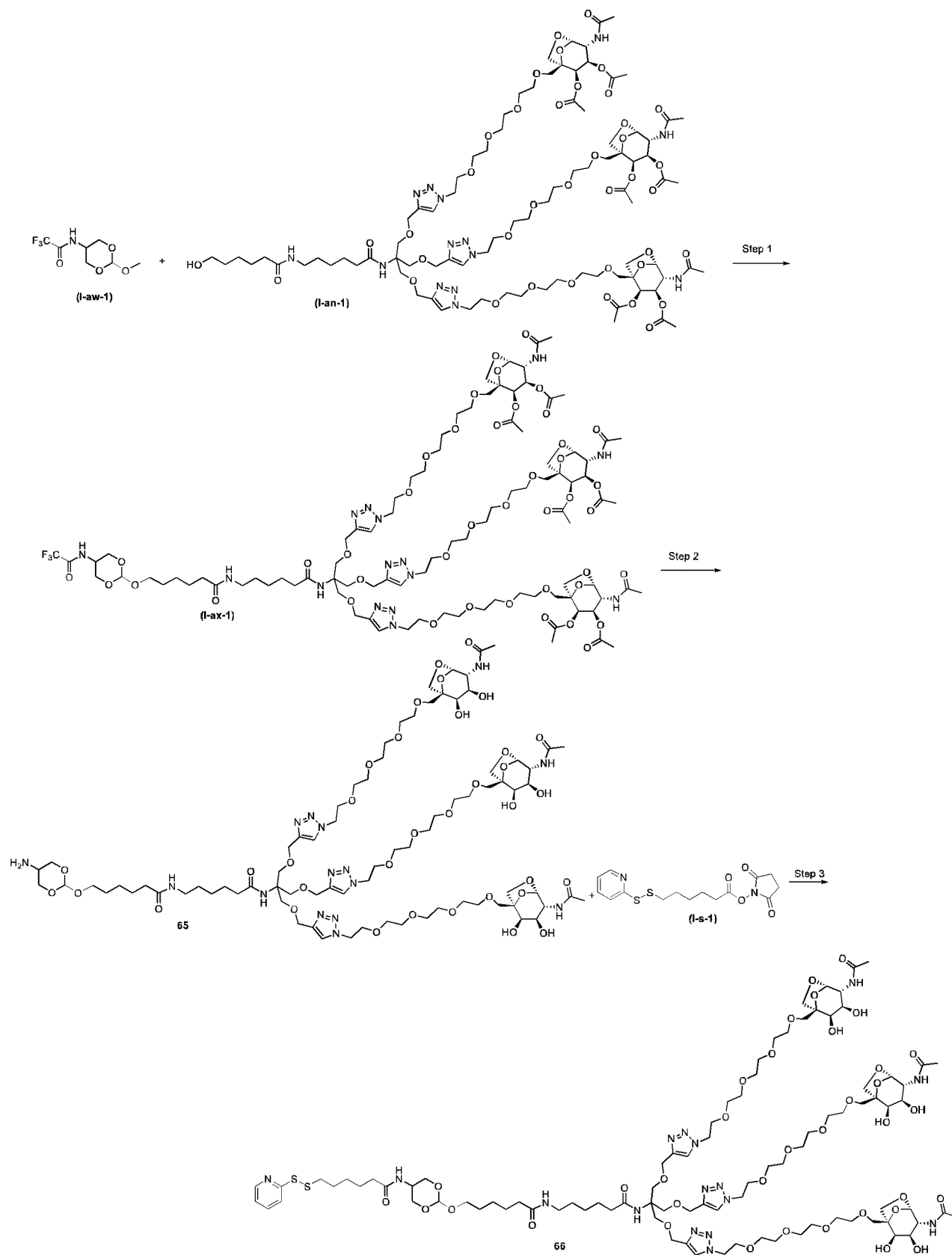
To a solution of (1*S*,2*R*,3*R*,4*R*,5*S*)-4-(acetylamino)-1-{13-[4-({3-[(1-{1-
 10 [(1*S*,2*R*,3*R*,4*R*,5*S*)-4-(acetylamino)-2,3-bis(acetyloxy)-6,8-dioxabicyclo[3.2.1]oct-1-
 yl]-2,5,8,11-tetraoxatridecan-13-yl)-1*H*-1,2,3-triazol-4-yl)methoxy]-2-[[1-1-
 [(1*S*,2*R*,3*R*,4*R*,5*S*)-4-(acetylamino)-2,3-bis(acetyloxy)-6,8-dioxabicyclo[3.2.1]oct-1-
 15 yl]-2,5,8,11-tetraoxatridecan-13-yl)-1*H*-1,2,3-triazol-4-yl)methoxy]methyl)-2-[(4-
 hydroxybutanoyl)amino]propoxy}methyl)-1*H*-1,2,3-triazol-1-yl]-2,5,8,11-tetraoxatridec-
 1-yl]-3-(acetyloxy)-6,8-dioxabicyclo[3.2.1]oct-2-yl acetate (**I-at-1**) (8.5 mg, 0.0045
 mmol) in methanol (1 mL) was added 0.5M sodium methoxide in methanol (0.154 mL

mg, 0.0770 mmol) and the reaction was allowed to stir at room temperature for 3 hours. After 3 hours, the reaction was neutralized by the addition of triple methanol rinsed Amberlyst 15 ion exchange resin (CAS# = 39389-20-3, RS-106008) to a pH = 5. The reaction mixture was filtered and the resin was rinsed two times with
5 methanol. The filtrate was concentrated under reduced pressure yielding the title compound as a gum (1.5 mg, 20%). Method C: 3 minute run LRMS [M+45(formic acid) = 1668]. ¹H NMR (METHANOL-d₄) δ: 8.00 (s, 3H), 5.21 (s, 3H), 4.53-4.65 (m, 12H), 3.92-4.00 (m, 6H), 3.89 (dd, J=11.1, 4.9 Hz, 9H), 3.74-3.79 (m, 9H), 3.71 (dd, J=9.8, 4.3 Hz, 3H), 3.52-3.69 (m, 44H), 2.24 (t, J=7.4 Hz, 2H), 1.99 (s, 9H), 1.76
10 (quin, J=6.9 Hz, 2H)

The ortho ester linker exemplified by compound (**66**) in Scheme 4 and described generically in Scheme 3 could be synthesized by one skilled in the art utilizing (**I-aw-1**) (see H. Bruyère et al, Bioorg. Med. Chem. Lett., **20**, 2200- 2203, (2010)) and an appropriate alcohol such as (**I-an-1**), the appropriate acid such as pyridinium p-toluene sulfonate in an appropriate solvent such as toluene under refluxing conditions
15 to produce (**I-ax-1**). Deprotection of (**I-ax-1**) could be accomplished under basic conditions known to one skilled in the art (such as catalytic potassium carbonate in methanol) which would result in compound (**65**) of the present invention. Further functionalization of (**65**) could be accomplished to produce additional compounds of
20 the present invention. Thus, treatment of (**65**) with an appropriate acid and coupling agent (known to those skilled in the art) or an activated ester (such as hydroxysuccinamide) such as (**I-s-1**) in an appropriate solvent such as *N,N*-dimethylformamide using an appropriate base such as *N,N*-diisopropylethylamine could produce compound (**66**).

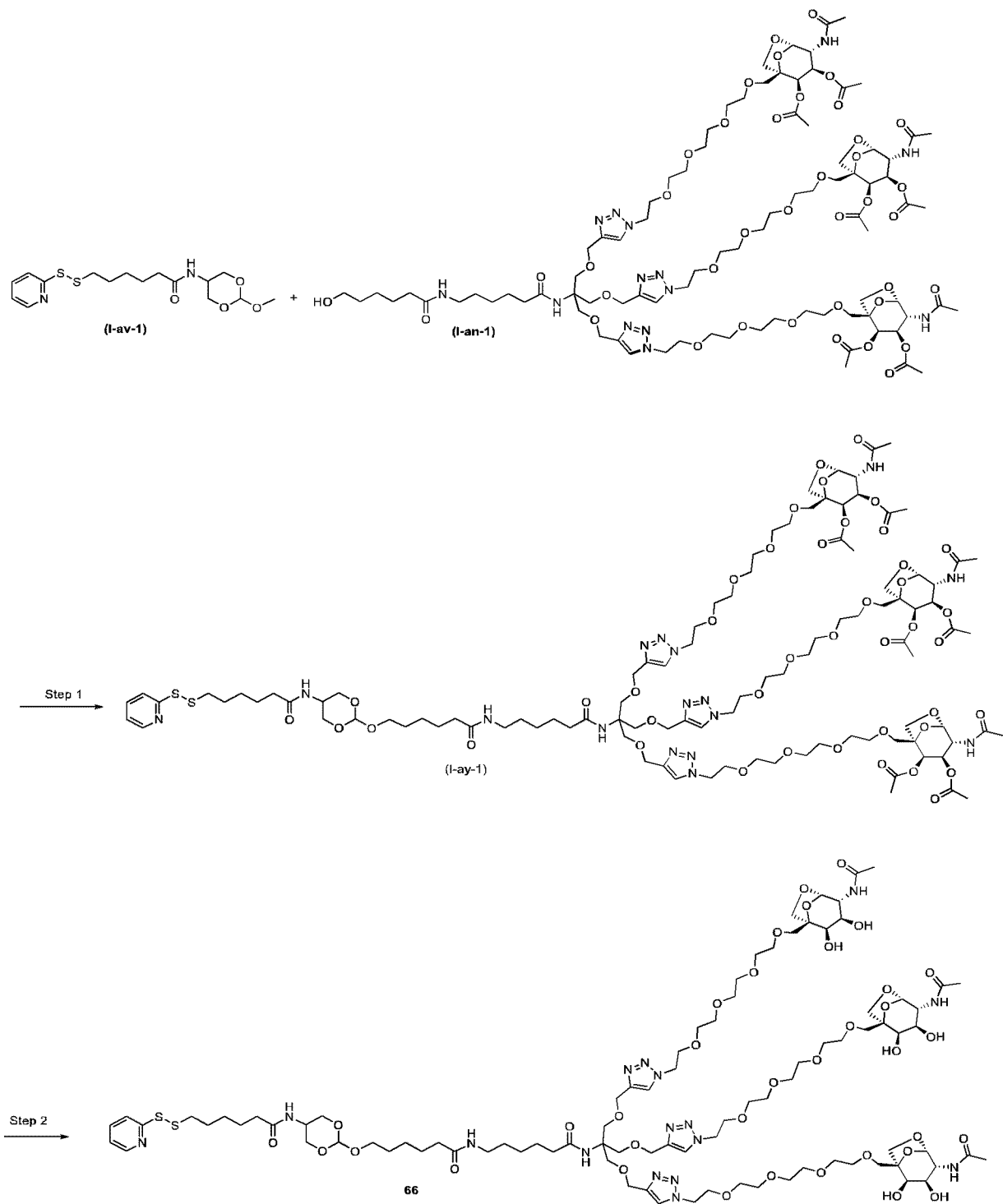


Scheme 3.

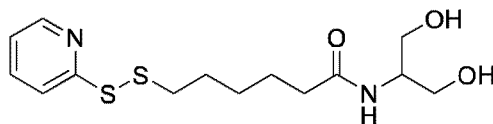


Scheme 4.

In a similar fashion, as shown in Scheme 5, compound **(66)** could also be synthesized by one skilled in the art utilizing **(I-av-1)** and an appropriate alcohol such as **(I-an-1)** using reaction conditions described previously for Scheme 4.

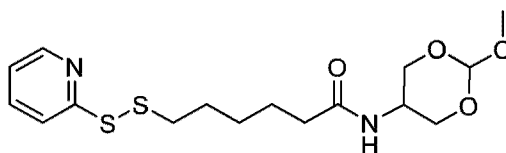


Scheme 5.

N-(1,3-dihydroxypropan-2-yl)-6-(pyridin-2-yldisulfanyl)hexanamide (**I-au-1**)

To a solution of 1-[[6-(pyridin-2-yl)disulfanyl]hexanoyl]oxy]pyrrolidine-2,5-dione (**I-s-1**) (518 mg, 2.01 mmol) in *N,N*-dimethylformamide (7 mL) was added *N*-(3-dimethylaminopropyl)-*N*-ethylcarbodiimide hydrochloride (463 mg, 2.42 mmol) and 1-hydroxybenzotriazole (326 mg, 2.42 mmol) and stirred for 1 hour at room temperature. After 1 hour, 2-aminopropane-1,3-diol (183 mg, 2.01 mmol) was added followed by *N,N*-diisopropylethylamine (1.05 mL, 6.04 mmol). The reaction was allowed to stir overnight at room temperature. After 18 hours, the reaction was diluted with water and extracted with three times with dichloromethane. The combined organic layers were washed with brine, dried over magnesium sulfate, filtered and concentrated under reduced pressure. The crude material was purified using the CombiFlash Rf (RediSep 24g silica gel column) and eluting with a gradient of 0-20% methanol/dichloromethane yielding the title compound (368 mg, 55%).

Method C: 1.5 minute run LRMS [$M+45$ (formic acid) = 375]. ^1H NMR (METHANOL- d_4) δ : 8.38 (d, $J=4.3$ Hz, 1H), 7.84-7.89 (m, 1H), 7.77-7.83 (m, 1H), 7.21 (t, $J=5.7$ Hz, 1H), 3.92 (quin, $J=5.5$ Hz, 1H), 3.51-3.70 (m, 4H), 2.82 (t, $J=7.2$ Hz, 2H), 2.21 (t, $J=7.4$ Hz, 2H), 1.71 (quin, $J=7.3$ Hz, 2H), 1.60 (quin, $J=7.5$ Hz, 2H), 1.37-1.51 (m, 2H)

N-(2-methoxy-1,3-dioxan-5-yl)-6-(pyridin-2-yl)disulfanyl)hexanamide (**I-av-1**)

To a mixture of *N*-(1,3-dihydroxypropan-2-yl)-6-(pyridin-2-yl)disulfanyl)hexanamide (**I-au-1**) (280 mg, 0.847 mmol) in dichloromethane (0.605 mL) and trimethylorthoformate (0.5 mL, 5 mmol) was added *p*-toluenesulfonic acid

monohydrate (1.78 mg, 0.00847 mmol). The reaction was allowed to stir at room temperature for 3 hours. After 3 hours, the TLC showed the almost complete consumption of the starting material. The reaction was diluted with dichloromethane and washed with saturated sodium bicarbonate aqueous (3 x 1 mL), brine (1 mL),
5 dried over anhydrous potassium carbonate, filtered and concentrated under reduced pressure yielding the crude title compound (263.0 mg, =83.3%). Method C: 3 minute run (basic mode: Column: Base: Waters Acquity UPLC BEH, 2.1mmx50mm, C18, 1.8µm; Mobile phase: A: 0.1% ammonia in water (v/v); B: 0.1% ammonia in acetonitrile (v/v)) LRMS [M+45 = 417]. 1:1 mixture of cis/trans isomers:

10 Isomer 1: ¹H NMR (METHANOL-d₄) δ: 8.41 (d, J=4.7 Hz, 1H), 7.86-7.92 (m, 1H), 7.80-7.86 (m, 1H), 7.20-7.27 (m, 1H), 5.31 (s, 1H), 4.29 (d, J=2.7 Hz, 1H), 3.92-3.96 (m, 1H), 3.83 (br. s., 1H), 3.63 (d, J=5.1 Hz, 1H), 3.59 (dd, J=11.5, 3.7 Hz, 1H), 3.42 (s, 3H), 2.85 (t, J=7.2 Hz, 2H), 2.21-2.30 (m, 2H), 1.68-1.80 (m, 2H), 1.56-1.67 (m, 2H), 1.39-1.53 (m, 2H)

15 Isomer 2: ¹H NMR (METHANOL-d₄) δ: 8.41 (d, J=4.7 Hz, 1H), 7.86-7.92 (m, 1H), 7.80-7.86 (m, 1H), 7.20-7.27 (m, 1H), 5.27 (s, 1H), 4.26 (d, J=2.7 Hz, 1H), 3.92-3.96 (m, 2H), 3.86-3.91 (m, 1H), 3.59 (dd, J=11.5, 3.7 Hz, 1H), 3.38 (s, 3H), 2.85 (t, J=7.2 Hz, 2H), 2.21-2.30 (m, 2H), 1.68-1.80 (m, 2H), 1.56-1.67 (m, 2H), 1.39-1.53 (m, 2H)

20

PHARMACOLOGICAL DATA

The practice of the invention for argeting the asialoglycoprotein receptor (ASGPR) using compounds of the invention can be evidenced by activity in one or more of the functional assays described herein below. The source of supply is
25 provided in parenthesis.

Surface Plasmon Resonance (SPR) measurements

Preparation of biotinylated ASGPR:

ASGPr H1 wild type was expressed as an insoluble inclusion body (IB) in E. coli. The
30 cell pellet was re---suspended in TBS buffer pH 8.0 with 0.1 mg/mL lysozyme + 25

microg/mL DNase + 10 microg/mL RNase + 10 mM MgCl₂ and stirred on ice until well blended. The mixture was passed through a microfluidizer twice and centrifuged 30 minutes at 30,000 x g. The resultant IB pellet was washed with TBS buffer pH 8.0 + 3M urea and centrifuged and this process was repeated three additional times with water. The IB pellet was

solubilized in 10 mM Tris + 8M urea + 100 mM β--mercaptoethanol (pH 8.5), stirred for approximately 20 minutes, then centrifuged to discard any precipitate. For the following manipulations, "buffer T" refers to 20 mM Tris + 0.5 M NaCl + 25 mM CaCl₂. The supernatant was diluted to approximately 0.5 mg/mL in buffer T + 2mM β--mercaptoethanol + 8M urea (pH 8.0), then dialysed vs. 8--10x excess volume of buffer T + 2mM β--mercaptoethanol + 2 M urea (pH 8.0) overnight at 4°C. Dialysis was repeated in buffer T + 1mM β--mercaptoethanol + 1 M urea (pH 8.0) for approximately 24 h at 4°C with several volume changes with a final dialysis vs. buffer T + 5 mM GSH + 1 mM GSSG (pH 7.5) with 3 volume changes. The resulting sample was centrifuged and the supernatant was loaded onto an N--acetyl--D--galactosamine agarose packed Pharmacia XK 26 column, equilibrated in buffer T + 2mM TCEP (pH 8.0). The column was washed with this buffer until baseline was re--established. The bound protein was eluted with 20 mM Tris + 0.5 M NaCl + 2 mM TCEP + 2 mM EDTA (pH 8.0). The final yield was approximately 50 mg from 5 L (70 wgm.) E.coli cell pellet.

While BSA has one cysteine (Cys34) not engaged in disulfide bonding, this thiol group is often blocked as a mixed disulfide with small thiols such as cysteine, or as the sulfenic acid by aerobic oxidation. Disulfide reduction and labeling were found to be the cleanest method for derivatization of the ASGPR binding domain among those that we tested. Mild disulfide reduction conditions were chosen so as not to disrupt buried intra--strand (solvent inaccessible) crosslinks. Thus, immediately prior to biotinylation, the ASGPR sample was first incubated with 1 mM TCEP to ensure that the sample contained a single free thiol. The protein was reacted with a 19--fold molar excess of Pierce Maleimide--PEG2--biotin reagent in PBS overnight at 4°C. Excess biotin was removed from the sample using either PD--10 columns (GE Healthcare) or Zeba Spin Desalting columns (Thermo/Pierce) using manufacturer

protocols. LC--MS analysis of the product verified the presence of a single mass with addition of 525 amu consistent with the molecular weight of the maleimide adduct. Since TCEP was present throughout the maleimide reaction, if the protein had been fully reduced (making other cysteine thiols available), the result would have been a heterogeneous product containing multiple adducts, and probably misfolding or precipitation upon removal of key structural disulfide linkages. No such outcomes were observed. Furthermore, the observation of standard binding specificity (GalNAc vs. methyl galactoside vs. lactose) strongly suggests that enough of the protein on the SPR chip was properly folded and displayed.

SPR binding measurements:

All SPR measurements with compounds were performed using a Biacore 3000 (GE Healthcare) at 25°C. Biotinylated ASGPR was immobilized typically at 2000-3000 resonance units (Ru) using either SA sensor chips (GE Healthcare) or custom sensor chips with Neutraavidin (Pierce Biochemical) immobilized by standard amine coupling to CM5 sensor chips (GE Healthcare). The running buffer was HBS (10mM HEPES, 150mM NaCl, 20mM CaCl₂, 0.01% p20, 3% DMSO or 50mM tris, 150mM NaCl, 50mM CaCl₂, 0.01% p20, 3% DMSO pH 7.5. Compounds were diluted into running buffer at a concentration of 900uM and serially diluted 3 fold to 3.7uM. Compound solutions were injected at 50ul/min for 1 min followed by a 1 min dissociation in duplicate for each concentration. For the multimeric conjugates (dimers, trimers), the conjugates were diluted in running buffer to concentrations of 100nM or 10nM and serially diluted. Conjugates were injected for 2 min and off rates were detected for 300 or 600sec. After completion of off phase data the compounds were displaced using an injection of 900uM GalNAc returning the receptor surface to the free state. All data was processed using Scrubber2 (Biologic Software, Inc.) to zero, align, reference and correct for excluded volume effects. K_Ds were determined by fitting the steady state binding responses for the compounds and single conjugated molecules in Scrubber2. K_D for multimeric conjugates showing kinetic responses were processed in Scrubber2 and fit in BiaEval (GE Healthcare) to extract the on and off rate parameters in order to calculate K_D. Values reflect standard deviations from multiple experiments.

The following results were obtained for the SPR binding assay wherein each run is separately reported or the number of runs (n) and standard deviation is noted:

Compound No.	K _D (microM)
3	7.18 (n=54 and std dev = 2.13)
II-b	199 240 260 300
1	9
18	3.1 2.3 2.8 3.8
17	5.3 3.4 2.6
20	2.18 3.8 4.2
19	3.3 3.2 3.2 7.7
21	3.4 1.8
22	5.5 7.2 6.7
10	3.9 4.1
11	1.09×10^{-3} 0.8×10^{-3} 1.18×10^{-3}
12	0.097×10^{-3} 0.084×10^{-3} 0.120×10^{-3} 0.220×10^{-3}
25	2.2 3.0 2.7 3.2 4.3

Compound No.	K _D (microM)
24	1.1 2.0 2.3 1.4 0.7 0.8 1.6 1.4
26	60 96 140 110 149 117
29	6.9 11.6 8.8 15.9 11.7 6.4
30	110 83 210 240 132 192
27	0.7 1.9 1.2 1.0 1.5 0.5
28	1.2 1.8 2.1 1.4 2.4 2.9
31	12.3 12.3 14 10.6 15.6 17.3

Throughout this application, various publications are referenced.

5 It will be apparent to those skilled in the art that various modifications and variations can be made in the present invention without departing from the scope or spirit of the invention. Other embodiments of the invention will be apparent to those skilled in the art from consideration of the specification and practice of the invention disclosed herein. It is intended that the specification including the examples be considered as exemplary only, with a true scope and spirit of the invention being indicated by the following claims.

CLAIMS:

1. A compound selected from the group consisting of:

5 benzyl (4-((2-((1-(1-((1S,2R,3R,4R,5S)-4-acetamido-2,3-dihydroxy-6,8-dioxabicyclo[3.2.1]octan-1-yl)-2,5,8,11-tetraoxatridecan-13-yl)-1H-1,2,3-triazol-4-yl)methoxy)ethyl)amino)-4-oxobutyl)carbamate,

benzyl (4-((1,3-bis((1-(1-((1S,2R,3R,4R,5S)-4-acetamido-2,3-dihydroxy-6,8-dioxabicyclo[3.2.1]octan-1-yl)-2,5,8,11-tetraoxatridecan-13-yl)-1H-1,2,3-triazol-4-yl)methoxy)propan-2-yl)amino)-4-oxobutyl)carbamate,

10 benzyl (4-((1,3-bis((1-(1-((1S,2R,3R,4R,5S)-4-acetamido-2,3-dihydroxy-6,8-dioxabicyclo[3.2.1]octan-1-yl)-2,5,8,11-tetraoxatridecan-13-yl)-1H-1,2,3-triazol-4-yl)methoxy)-2-(((1-(1-((1S,2R,3R,4R,5S)-4-acetamido-2,3-dihydroxy-6,8-dioxabicyclo[3.2.1]octan-1-yl)-2,5,8,11-tetraoxatridecan-13-yl)-1H-1,2,3-triazol-4-yl)methoxy)methyl)propan-2-yl)amino)-4-oxobutyl)carbamate,

15 N-(2-((1-(1-((1S,2R,3R,4R,5S)-4-acetamido-2,3-dihydroxy-6,8-dioxabicyclo[3.2.1]octan-1-yl)-2,5,8,11-tetraoxatridecan-13-yl)-1H-1,2,3-triazol-4-yl)methoxy)ethyl)-4-aminobutanamide,

4-amino-N-{1,3-bis[(1-{1-[(1S,2R,3R,4R,5S)-4-(acetylamino)-2,3-dihydroxy-6,8-dioxabicyclo[3.2.1]oct-1-yl]-2,5,8,11-tetraoxatridecan-13-yl}-1H-1,2,3-triazol-4-yl)methoxy]propan-2-yl}butanamide,

20 4-amino-N-(1,3-bis[(1-{1-[(1S,2R,3R,4R,5S)-4-(acetylamino)-2,3-dihydroxy-6,8-dioxabicyclo[3.2.1]oct-1-yl]-2,5,8,11-tetraoxatridecan-13-yl}-1H-1,2,3-triazol-4-yl)methoxy]-2-[(1-{1-[(1S,2R,3R,4R,5S)-4-(acetylamino)-2,3-dihydroxy-6,8-dioxabicyclo[3.2.1]oct-1-yl]-2,5,8,11-tetraoxatridecan-13-yl}-1H-1,2,3-triazol-4-yl)methoxy]methyl}propan-2-yl)butanamide,

25 4-amino-N-[1,31-bis(1-[(1S,2R,3R,4R,5S)-4-(acetylamino)-2,3-dihydroxy-6,8-dioxabicyclo[3.2.1]oct-1-yl]methyl)-1H-1,2,3-triazol-4-yl)-2,6,10,14,18,22,26,30-octaoxahentriacontan-16-yl]butanamide,

30 4-amino-N-{1,31-bis(1-[(1S,2R,3R,4R,5S)-4-(acetylamino)-2,3-dihydroxy-6,8-dioxabicyclo[3.2.1]oct-1-yl]methyl)-1H-1,2,3-triazol-4-yl)-16-[15-(1-[(1S,2R,3R,4R,5S)-4-(acetylamino)-2,3-dihydroxy-6,8-dioxabicyclo[3.2.1]oct-1-

yl)methyl]-1H-1,2,3-triazol-4-yl)-2,6,10,14-tetraoxapentadec-1-yl]-
2,6,10,14,18,22,26,30-octaoxahentriacontan-16-yl]butanamide,

N-((1*S*,2*R*,3*R*,4*R*,5*S*)-1-[(hexyloxy)methyl]-2,3-dihydroxy-6,8-
dioxabicyclo[3.2.1]oct-4-yl]acetamide,

5 N-[(1*S*,2*R*,3*R*,4*R*,5*S*)-2,3-dihydroxy-1-(2,5,8,11,14-pentaoxapentadec-1-yl)-
6,8-dioxabicyclo[3.2.1]oct-4-yl]acetamide,

N-((1*S*,2*R*,3*R*,4*R*,5*S*)-2,3-dihydroxy-1-(hydroxymethyl)-6,8-
dioxabicyclo[3.2.1]octan-4-yl)-2,2,2-trifluoroacetamide, compound,

10 N-[(1*S*,2*R*,3*R*,4*R*,5*S*)-2,3-dihydroxy-1-(hydroxymethyl)-6,8-
dioxabicyclo[3.2.1]oct-4-yl]-2,2,2-trifluoroacetamide,

N-[(1*S*,2*R*,3*R*,4*R*,5*S*)-2,3-dihydroxy-1-(hydroxymethyl)-6,8-
dioxabicyclo[3.2.1]oct-4-yl]propanamide,

N-[(1*S*,2*R*,3*R*,4*R*,5*S*)-2,3-dihydroxy-1-(hydroxymethyl)-6,8-
dioxabicyclo[3.2.1]oct-4-yl]methanesulfonamide,

15 N-[(1*S*,2*R*,3*R*,4*R*,5*S*)-2,3-dihydroxy-1-(hydroxymethyl)-6,8-
dioxabicyclo[3.2.1]oct-4-yl]-2,2-difluoroacetamide,

N-[(1*S*,2*R*,3*R*,4*R*,5*S*)-2,3-dihydroxy-1-(hydroxymethyl)-6,8-
dioxabicyclo[3.2.1]oct-4-yl]-3,3,3-trifluoropropanamide,

20 N-[(1*S*,2*R*,3*R*,4*R*,5*S*)-2,3-dihydroxy-1-(hydroxymethyl)-6,8-
dioxabicyclo[3.2.1]oct-4-yl]-*N*-methylacetamide,

N-[(1*S*,2*R*,3*R*,4*R*,5*S*)-2,3-dihydroxy-1-(hydroxymethyl)-6,8-
dioxabicyclo[3.2.1]oct-4-yl]-*N*-methylmethanesulfonamide,

tert-butyl [(1*S*,2*R*,3*R*,4*R*,5*S*)-2,3-dihydroxy-1-(hydroxymethyl)-6,8-
dioxabicyclo[3.2.1]oct-4-yl]methylcarbamate,

25 (1*S*,2*R*,3*R*,4*R*,5*S*)-1-(hydroxymethyl)-4-(methylamino)-6,8-
dioxabicyclo[3.2.1]octane-2,3-diol hydrochloride,

N-[(1*S*,2*R*,3*R*,4*R*,5*S*)-2,3-dihydroxy-1-(15-phenyl-2,5,8,11,14-
pentaoxapentadec-1-yl)-6,8-dioxabicyclo[3.2.1]oct-4-yl]acetamide,

30 N-[(1*S*,2*R*,3*R*,4*R*,5*S*)-1-(13-azido-2,5,8,11-tetraoxatridec-1-yl)-2,3-dihydroxy-
6,8-dioxabicyclo[3.2.1]oct-4-yl]acetamide,

N-[(1*S*,2*R*,3*R*,4*R*,5*S*)-2,3-dihydroxy-1-(2,5,8,11-tetraoxatetradec-13-en-1-yl)-6,8-dioxabicyclo[3.2.1]oct-4-yl]acetamide,

N-[(1*S*,2*R*,3*R*,4*R*,5*S*)-2,3-dihydroxy-1-(2,5,8,11-tetraoxatetradec-13-yn-1-yl)-6,8-dioxabicyclo[3.2.1]oct-4-yl]acetamide,

5 N-[(1*S*,2*R*,3*R*,4*R*,5*S*)-1-(13-amino-2,5,8,11-tetraoxatridec-1-yl)-2,3-dihydroxy-6,8-dioxabicyclo[3.2.1]oct-4-yl]acetamide,

N-[(1*S*,2*R*,3*R*,4*R*,5*S*)-2,3-dihydroxy-1-(13-hydroxy-2,5,8,11-tetraoxatridec-1-yl)-6,8-dioxabicyclo[3.2.1]oct-4-yl]acetamide,

10 1-[(1*S*,2*R*,3*R*,4*R*,5*S*)-4-(acetylamino)-2,3-dihydroxy-6,8-dioxabicyclo[3.2.1]oct-1-yl]-2,5,8,11-tetraoxatridecan-13-oic acid,

S-{1-[(1*S*,2*R*,3*R*,4*R*,5*S*)-4-(acetylamino)-2,3-dihydroxy-6,8-dioxabicyclo[3.2.1]oct-1-yl]-2,5,8,11-tetraoxatridecan-13-yl} ethanethioate,

N-{[(1*S*,2*R*,3*R*,4*R*,5*S*)-2,3-dihydroxy-1-[13-(pyridin-2-yl)disulfanyl]-2,5,8,11-tetraoxatridec-1-yl]-6,8-dioxabicyclo[3.2.1]oct-4-yl}acetamide,

15 *N*-(1,3-bis[(1-[(1*S*,2*R*,3*R*,4*R*,5*S*)-4-(acetylamino)-2,3-dihydroxy-6,8-dioxabicyclo[3.2.1]oct-1-yl]-2,5,8,11-tetraoxatridecan-13-yl]-1*H*-1,2,3-triazol-4-yl)methoxy]-2-[[[(1-[(1*S*,2*R*,3*R*,4*R*,5*S*)-4-(acetylamino)-2,3-dihydroxy-6,8-dioxabicyclo[3.2.1]oct-1-yl]-2,5,8,11-tetraoxatridecan-13-yl]-1*H*-1,2,3-triazol-4-yl)methoxy]methyl]propan-2-yl)-6-(pyridin-2-yl)disulfanyl]hexanamide,

20 *N*-[(1*S*,2*R*,3*R*,4*R*,5*S*)-1-(13-{4-[(3-[(1-[(1*S*,2*R*,3*R*,4*R*,5*S*)-4-(acetylamino)-2,3-dihydroxy-6,8-dioxabicyclo[3.2.1]oct-1-yl]-2,5,8,11-tetraoxatridecan-13-yl]-1*H*-1,2,3-triazol-4-yl)methoxy]-2-[[[(1-[(1*S*,2*R*,3*R*,4*R*,5*S*)-4-(acetylamino)-2,3-dihydroxy-6,8-dioxabicyclo[3.2.1]oct-1-yl]-2,5,8,11-tetraoxatridecan-13-yl]-1*H*-1,2,3-triazol-4-yl)methoxy]methyl]-2-aminopropoxy)methyl]-1*H*-1,2,3-triazol-1-yl]-2,5,8,11-tetraoxatridec-1-yl)-2,3-dihydroxy-6,8-dioxabicyclo[3.2.1]oct-4-yl]acetamide – hydrochloric acid salt,

25 6-azido-*N*-(1,3-bis[(1-[(1*S*,2*R*,3*R*,4*R*,5*S*)-4-(acetylamino)-2,3-dihydroxy-6,8-dioxabicyclo[3.2.1]oct-1-yl]-2,5,8,11-tetraoxatridecan-13-yl]-1*H*-1,2,3-triazol-4-yl)methoxy]-2-[[[(1-[(1*S*,2*R*,3*R*,4*R*,5*S*)-4-(acetylamino)-2,3-dihydroxy-6,8-dioxabicyclo[3.2.1]oct-1-yl]-2,5,8,11-tetraoxatridecan-13-yl]-1*H*-1,2,3-triazol-4-yl)methoxy]methyl]propan-2-yl]hexanamide,

30

N-(1,3-bis[(1-{1-[(1*S*,2*R*,3*R*,4*R*,5*S*)-4-(acetylamino)-2,3-dihydroxy-6,8-dioxabicyclo[3.2.1]oct-1-yl]-2,5,8,11-tetraoxatridecan-13-yl}-1*H*-1,2,3-triazol-4-yl)methoxy]-2-[[{(1-{1-[(1*S*,2*R*,3*R*,4*R*,5*S*)-4-(acetylamino)-2,3-dihydroxy-6,8-dioxabicyclo[3.2.1]oct-1-yl]-2,5,8,11-tetraoxatridecan-13-yl}-1*H*-1,2,3-triazol-4-yl)methoxy]methyl}propan-2-yl)hept-6-enamide,

N-(1,3-bis[(1-{1-[(1*S*,2*R*,3*R*,4*R*,5*S*)-4-(acetylamino)-2,3-dihydroxy-6,8-dioxabicyclo[3.2.1]oct-1-yl]-2,5,8,11-tetraoxatridecan-13-yl}-1*H*-1,2,3-triazol-4-yl)methoxy]-2-[[{(1-{1-[(1*S*,2*R*,3*R*,4*R*,5*S*)-4-(acetylamino)-2,3-dihydroxy-6,8-dioxabicyclo[3.2.1]oct-1-yl]-2,5,8,11-tetraoxatridecan-13-yl}-1*H*-1,2,3-triazol-4-yl)methoxy]methyl}propan-2-yl)hept-6-ynamide,

7-[(1,3-bis[(1-{1-[(1*S*,2*R*,3*R*,4*R*,5*S*)-4-(acetylamino)-2,3-dihydroxy-6,8-dioxabicyclo[3.2.1]oct-1-yl]-2,5,8,11-tetraoxatridecan-13-yl}-1*H*-1,2,3-triazol-4-yl)methoxy]-2-[[{(1-{1-[(1*S*,2*R*,3*R*,4*R*,5*S*)-4-(acetylamino)-2,3-dihydroxy-6,8-dioxabicyclo[3.2.1]oct-1-yl]-2,5,8,11-tetraoxatridecan-13-yl}-1*H*-1,2,3-triazol-4-yl)methoxy]methyl}propan-2-yl)amino]-7-oxoheptanoic acid (Sodium salt),

benzyl {6-[(1,3-bis[(1-{1-[(1*S*,2*R*,3*R*,4*R*,5*S*)-4-(acetylamino)-2,3-dihydroxy-6,8-dioxabicyclo[3.2.1]oct-1-yl]-2,5,8,11-tetraoxatridecan-13-yl}-1*H*-1,2,3-triazol-4-yl)methoxy]-2-[[{(1-{1-[(1*S*,2*R*,3*R*,4*R*,5*S*)-4-(acetylamino)-2,3-dihydroxy-6,8-dioxabicyclo[3.2.1]oct-1-yl]-2,5,8,11-tetraoxatridecan-13-yl}-1*H*-1,2,3-triazol-4-yl)methoxy]methyl}propan-2-yl)amino]-6-oxohexyl}carbamate,

6-amino-*N*-(1,3-bis[(1-{1-[(1*S*,2*R*,3*R*,4*R*,5*S*)-4-(acetylamino)-2,3-dihydroxy-6,8-dioxabicyclo[3.2.1]oct-1-yl]-2,5,8,11-tetraoxatridecan-13-yl}-1*H*-1,2,3-triazol-4-yl)methoxy]-2-[[{(1-{1-[(1*S*,2*R*,3*R*,4*R*,5*S*)-4-(acetylamino)-2,3-dihydroxy-6,8-dioxabicyclo[3.2.1]oct-1-yl]-2,5,8,11-tetraoxatridecan-13-yl}-1*H*-1,2,3-triazol-4-yl)methoxy]methyl}propan-2-yl)hexanamide acetate salt,

N-{6-[(1,3-bis[(1-{1-[(1*S*,2*R*,3*R*,4*R*,5*S*)-4-(acetylamino)-2,3-dihydroxy-6,8-dioxabicyclo[3.2.1]oct-1-yl]-2,5,8,11-tetraoxatridecan-13-yl}-1*H*-1,2,3-triazol-4-yl)methoxy]-2-[[{(1-{1-[(1*S*,2*R*,3*R*,4*R*,5*S*)-4-(acetylamino)-2,3-dihydroxy-6,8-dioxabicyclo[3.2.1]oct-1-yl]-2,5,8,11-tetraoxatridecan-13-yl}-1*H*-1,2,3-triazol-4-yl)methoxy]methyl}propan-2-yl)amino]-6-oxohexyl}-6-(2,5-dioxo-2,5-dihydro-1*H*-pyrrol-1-yl)hexanamide,

N-{6-[(1,3-bis[(1-{1-[(1*S*,2*R*,3*R*,4*R*,5*S*)-4-(acetylamino)-2,3-dihydroxy-6,8-dioxabicyclo[3.2.1]oct-1-yl]-2,5,8,11-tetraoxatridecan-13-yl)-1*H*-1,2,3-triazol-4-yl)methoxy]-2-[[[(1-{1-[(1*S*,2*R*,3*R*,4*R*,5*S*)-4-(acetylamino)-2,3-dihydroxy-6,8-dioxabicyclo[3.2.1]oct-1-yl]-2,5,8,11-tetraoxatridecan-13-yl)-1*H*-1,2,3-triazol-4-yl)methoxy]methyl]propan-2-yl)amino]-6-oxohexyl]-6-[(bromoacetyl)amino]hexanamide,

4-[[[(2*R*)-5-(carbamoylamino)-2-[[[(2*R*)-2-cyclopentyl-2-[[6-(2,5-dioxo-2,5-dihydro-1*H*-pyrrol-1-yl)hexanoyl]amino]acetyl]amino]pentanoyl]amino]benzyl {6-[(1,3-bis[(1-{1-[(1*S*,2*R*,3*R*,4*R*,5*S*)-4-(acetylamino)-2,3-dihydroxy-6,8-dioxabicyclo[3.2.1]oct-1-yl]-2,5,8,11-tetraoxatridecan-13-yl)-1*H*-1,2,3-triazol-4-yl)methoxy]-2-[[[(1-{1-[(1*S*,2*R*,3*R*,4*R*,5*S*)-4-(acetylamino)-2,3-dihydroxy-6,8-dioxabicyclo[3.2.1]oct-1-yl]-2,5,8,11-tetraoxatridecan-13-yl)-1*H*-1,2,3-triazol-4-yl)methoxy]methyl]propan-2-yl)amino]-6-oxohexyl]carbamate,

N-(1,3-bis[(1-{1-[(1*S*,2*R*,3*R*,4*R*,5*S*)-4-(acetylamino)-2,3-dihydroxy-6,8-dioxabicyclo[3.2.1]oct-1-yl]-2,5,8,11-tetraoxatridecan-13-yl)-1*H*-1,2,3-triazol-4-yl)methoxy]-2-[[[(1-{1-[(1*S*,2*R*,3*R*,4*R*,5*S*)-4-(acetylamino)-2,3-dihydroxy-6,8-dioxabicyclo[3.2.1]oct-1-yl]-2,5,8,11-tetraoxatridecan-13-yl)-1*H*-1,2,3-triazol-4-yl)methoxy]methyl]propan-2-yl)-3,19-dioxo-1-(pyridin-2-yl)disulfanyl)-7,10,13,16-tetraoxa-4,20-diazahexacosan-26-amide,

N-(1,3-bis[(1-{1-[(1*S*,2*R*,3*R*,4*R*,5*S*)-4-(acetylamino)-2,3-dihydroxy-6,8-dioxabicyclo[3.2.1]oct-1-yl]-2,5,8,11-tetraoxatridecan-13-yl)-1*H*-1,2,3-triazol-4-yl)methoxy]-2-[[[(1-{1-[(1*S*,2*R*,3*R*,4*R*,5*S*)-4-(acetylamino)-2,3-dihydroxy-6,8-dioxabicyclo[3.2.1]oct-1-yl]-2,5,8,11-tetraoxatridecan-13-yl)-1*H*-1,2,3-triazol-4-yl)methoxy]methyl]propan-2-yl)-3,31-dioxo-1-(pyridin-2-yl)disulfanyl)-7,10,13,16,19,22,25,28-octaoxa-4,32-diazaoctatriacontan-38-amide,

N-{6-[(1,3-bis[(1-{1-[(1*S*,2*R*,3*R*,4*R*,5*S*)-4-(acetylamino)-2,3-dihydroxy-6,8-dioxabicyclo[3.2.1]oct-1-yl]-2,5,8,11-tetraoxatridecan-13-yl)-1*H*-1,2,3-triazol-4-yl)methoxy]-2-[[[(1-{1-[(1*S*,2*R*,3*R*,4*R*,5*S*)-4-(acetylamino)-2,3-dihydroxy-6,8-dioxabicyclo[3.2.1]oct-1-yl]-2,5,8,11-tetraoxatridecan-13-yl)-1*H*-1,2,3-triazol-4-yl)methoxy]methyl]propan-2-yl)amino]-6-oxohexyl]-6-(pyridin-2-yl)disulfanyl)hexanamide,

2-(pyridin-2-yl)disulfanyl)ethyl {6-[(1,3-bis[(1-{1-[(1*S*,2*R*,3*R*,4*R*,5*S*)-4-(acetylamino)-2,3-dihydroxy-6,8-dioxabicyclo[3.2.1]oct-1-yl]-2,5,8,11-tetraoxatridecan-13-yl)-1*H*-1,2,3-triazol-4-yl)methoxy]-2-[(1-{1-[(1*S*,2*R*,3*R*,4*R*,5*S*)-4-(acetylamino)-2,3-dihydroxy-6,8-dioxabicyclo[3.2.1]oct-1-yl]-2,5,8,11-tetraoxatridecan-13-yl)-1*H*-1,2,3-triazol-4-yl)methoxy]methyl}propan-2-yl)amino]-6-oxohexyl}carbamate,

N-{6-[(1,3-bis[(1-{1-[(1*S*,2*R*,3*R*,4*R*,5*S*)-4-(acetylamino)-2,3-dihydroxy-6,8-dioxabicyclo[3.2.1]oct-1-yl]-2,5,8,11-tetraoxatridecan-13-yl)-1*H*-1,2,3-triazol-4-yl)methoxy]-2-[(1-{1-[(1*S*,2*R*,3*R*,4*R*,5*S*)-4-(acetylamino)-2,3-dihydroxy-6,8-dioxabicyclo[3.2.1]oct-1-yl]-2,5,8,11-tetraoxatridecan-13-yl)-1*H*-1,2,3-triazol-4-yl)methoxy]methyl}propan-2-yl)amino]-6-oxohexyl}-6-(4,4,5,5-tetramethyl-1,3,2-dioxaborolan-2-yl)hexanamide,

N-{6-[(1,3-bis[(1-{1-[(1*S*,2*R*,3*R*,4*R*,5*S*)-4-(acetylamino)-2,3-dihydroxy-6,8-dioxabicyclo[3.2.1]oct-1-yl]-2,5,8,11-tetraoxatridecan-13-yl)-1*H*-1,2,3-triazol-4-yl)methoxy]-2-[(1-{1-[(1*S*,2*R*,3*R*,4*R*,5*S*)-4-(acetylamino)-2,3-dihydroxy-6,8-dioxabicyclo[3.2.1]oct-1-yl]-2,5,8,11-tetraoxatridecan-13-yl)-1*H*-1,2,3-triazol-4-yl)methoxy]methyl}propan-2-yl)amino]-6-oxohexyl}-*N'*-(1,3-dihydroxypropan-2-yl)heptanediamide,

6-azido-*N*-{6-[(1,3-bis[(1-{1-[(1*S*,2*R*,3*R*,4*R*,5*S*)-4-(acetylamino)-2,3-dihydroxy-6,8-dioxabicyclo[3.2.1]oct-1-yl]-2,5,8,11-tetraoxatridecan-13-yl)-1*H*-1,2,3-triazol-4-yl)methoxy]-2-[(1-{1-[(1*S*,2*R*,3*R*,4*R*,5*S*)-4-(acetylamino)-2,3-dihydroxy-6,8-dioxabicyclo[3.2.1]oct-1-yl]-2,5,8,11-tetraoxatridecan-13-yl)-1*H*-1,2,3-triazol-4-yl)methoxy]methyl}propan-2-yl)amino]-6-oxohexyl}hexanamide,

6-(benzyloxy)-*N*-{6-[(1,3-bis[(1-{1-[(1*S*,2*R*,3*R*,4*R*,5*S*)-4-(acetylamino)-2,3-dihydroxy-6,8-dioxabicyclo[3.2.1]oct-1-yl]-2,5,8,11-tetraoxatridecan-13-yl)-1*H*-1,2,3-triazol-4-yl)methoxy]-2-[(1-{1-[(1*S*,2*R*,3*R*,4*R*,5*S*)-4-(acetylamino)-2,3-dihydroxy-6,8-dioxabicyclo[3.2.1]oct-1-yl]-2,5,8,11-tetraoxatridecan-13-yl)-1*H*-1,2,3-triazol-4-yl)methoxy]methyl}propan-2-yl)amino]-6-oxohexyl}hexanamide,

(1*S*,2*R*,3*R*,4*R*,5*S*)-4-(acetylamino)-1-{13-[4-({3-[(1-{1-[(1*S*,2*R*,3*R*,4*R*,5*S*)-4-(acetylamino)-2,3-bis(acetyloxy)-6,8-dioxabicyclo[3.2.1]oct-1-yl]-2,5,8,11-tetraoxatridecan-13-yl)-1*H*-1,2,3-triazol-4-yl)methoxy]-2-[(1-{1-

[(1*S*,2*R*,3*R*,4*R*,5*S*)-4-(acetylamino)-2,3-bis(acetyloxy)-6,8-dioxabicyclo[3.2.1]oct-1-yl]-2,5,8,11-tetraoxatridecan-13-yl]-1*H*-1,2,3-triazol-4-yl)methoxy)methyl]-2-({6[(6hydroxyhexanoyl)amino]hexanoyl)amino)propoxy)methyl)-1*H*-1,2,3-triazol-1-yl]-2,5,8,11-tetraoxatridec-1-yl]-3-(acetyloxy)-6,8-dioxabicyclo[3.2.1]oct-2-yl acetate,

benzyl [6-({6-[(1,3-bis[(1-{1-[(1*S*,2*R*,3*R*,4*R*,5*S*)-4-(acetylamino)-2,3-dihydroxy-6,8-dioxabicyclo[3.2.1]oct-1-yl]-2,5,8,11-tetraoxatridecan-13-yl]-1*H*-1,2,3-triazol-4-yl)methoxy]-2-[(1-1-[(1*S*,2*R*,3*R*,4*R*,5*S*)-4-(acetylamino)-2,3-dihydroxy-6,8-dioxabicyclo[3.2.1]oct-1-yl]-2,5,8,11-tetraoxatridecan-13-yl]-1*H*-1,2,3-triazol-4-yl)methoxy)methyl]propan-2-yl)amino]-6-oxohexyl)amino)-6-oxohexyl]carbamate,

6-amino-*N*-{6-[(1,3-bis[(1-{1-[(1*S*,2*R*,3*R*,4*R*,5*S*)-4-(acetylamino)-2,3-dihydroxy-6,8-dioxabicyclo[3.2.1]oct-1-yl]-2,5,8,11-tetraoxatridecan-13-yl]-1*H*-1,2,3-triazol-4-yl)methoxy]-2-[(1-1-[(1*S*,2*R*,3*R*,4*R*,5*S*)-4-(acetylamino)-2,3-dihydroxy-6,8-dioxabicyclo[3.2.1]oct-1-yl]-2,5,8,11-tetraoxatridecan-13-yl]-1*H*-1,2,3-triazol-4-yl)methoxy)methyl]propan-2-yl)amino]-6-oxohexyl}hexanamide acetate,

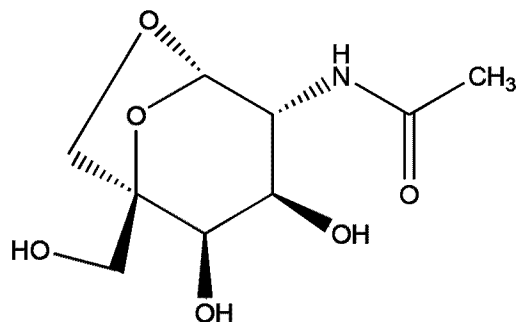
4-(benzyloxy)-*N*-(1,3-bis[(1-{1-[(1*S*,2*R*,3*R*,4*R*,5*S*)-4-amino-2,3-dihydroxy-6,8-dioxabicyclo[3.2.1]oct-1-yl]-2,5,8,11-tetraoxatridecan-13-yl]-1*H*-1,2,3-triazol-4-yl)methoxy]-2-[(1-1-[(1*S*,2*R*,3*R*,4*R*,5*S*)-4-amino-2,3-dihydroxy-6,8-dioxabicyclo[3.2.1]oct-1-yl]-2,5,8,11-tetraoxatridecan-13-yl]-1*H*-1,2,3-triazol-4-yl)methoxy)methyl]propan-2-yl)butanamide,

N-(1,3-bis[(1-{1-[(1*S*,2*R*,3*R*,4*R*,5*S*)-4-(acetylamino)-2,3-dihydroxy-6,8-dioxabicyclo[3.2.1]oct-1-yl]-2,5,8,11-tetraoxatridecan-13-yl]-1*H*-1,2,3-triazol-4-yl)methoxy]-2-[(1-1-[(1*S*,2*R*,3*R*,4*R*,5*S*)-4-(acetylamino)-2,3-dihydroxy-6,8-dioxabicyclo[3.2.1]oct-1-yl]-2,5,8,11-tetraoxatridecan-13-yl]-1*H*-1,2,3-triazol-4-yl)methoxy)methyl]propan-2-yl)-4-hydroxybutanamide, and

N-(2-{{6-({6-[(1,3-bis[(1-{1-[(1*S*,2*R*,3*R*,4*R*,5*S*)-4-(acetylamino)-2,3-dihydroxy-6,8-dioxabicyclo[3.2.1]oct-1-yl]-2,5,8,11-tetraoxatridecan-13-yl]-1*H*-1,2,3-triazol-4-yl)methoxy]-2-[(1-1-[(1*S*,2*R*,3*R*,4*R*,5*S*)-4-(acetylamino)-2,3-dihydroxy-6,8-dioxabicyclo[3.2.1]oct-1-yl]-2,5,8,11-tetraoxatridecan-13-yl]-1*H*-1,2,3-triazol-4-yl)methoxy)methyl]propan-2-yl)amino]-6-oxohexyl)amino)-6-oxohexyl}oxy)-1,3-dioxan-5-yl)-6-(pyridin-2-yl)disulfanyl}hexanamide,

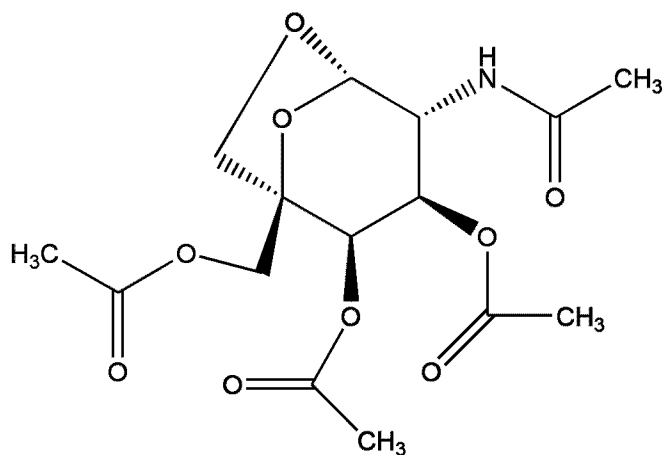
or a pharmaceutically acceptable salt thereof.

2. A compound of Formula (B)

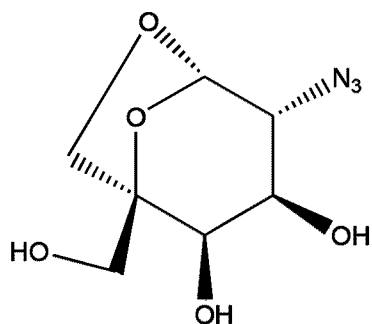


5 (B) or a pharmaceutically acceptable salt thereof.

3. A compound of Formula (C), (D), (E), (F), (G), or (H)

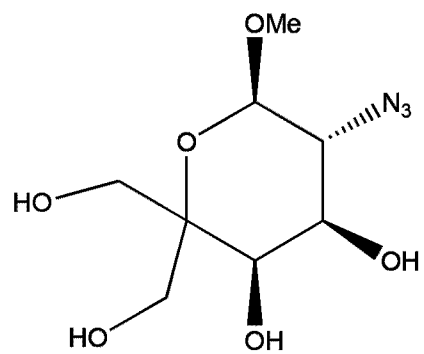


(C)

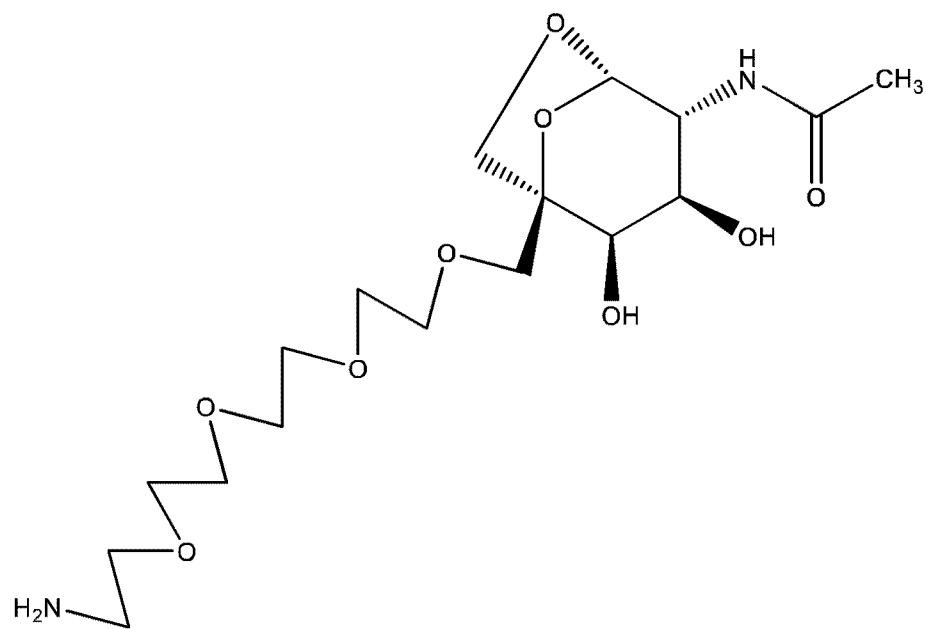


(D)

10



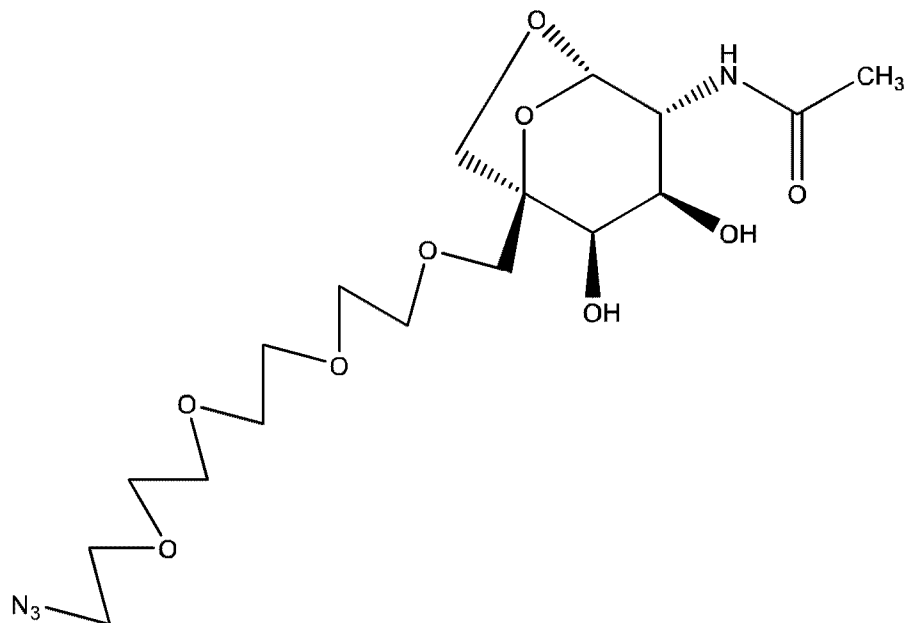
(E)



(F)

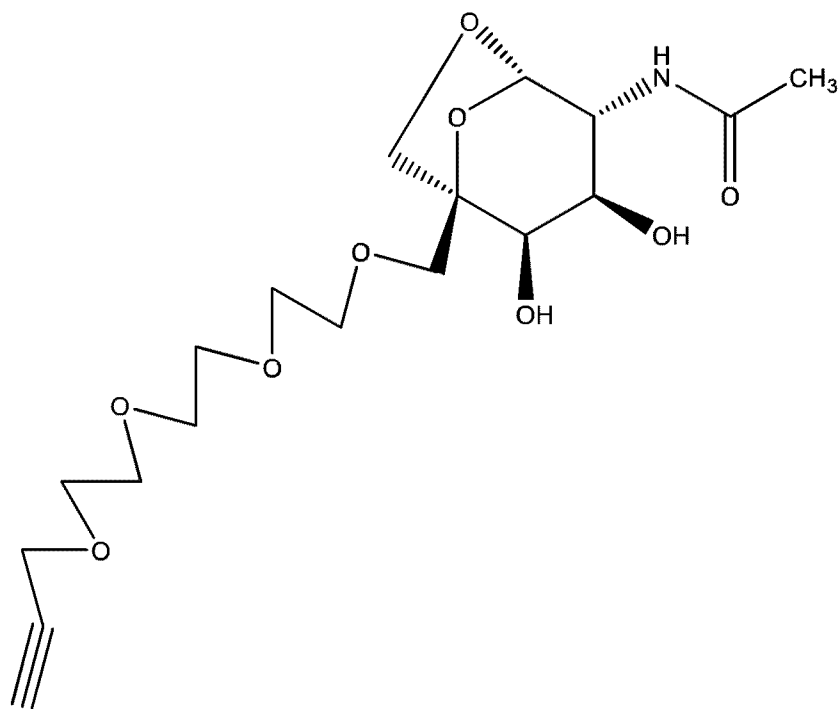
81786531

195



(G)

or

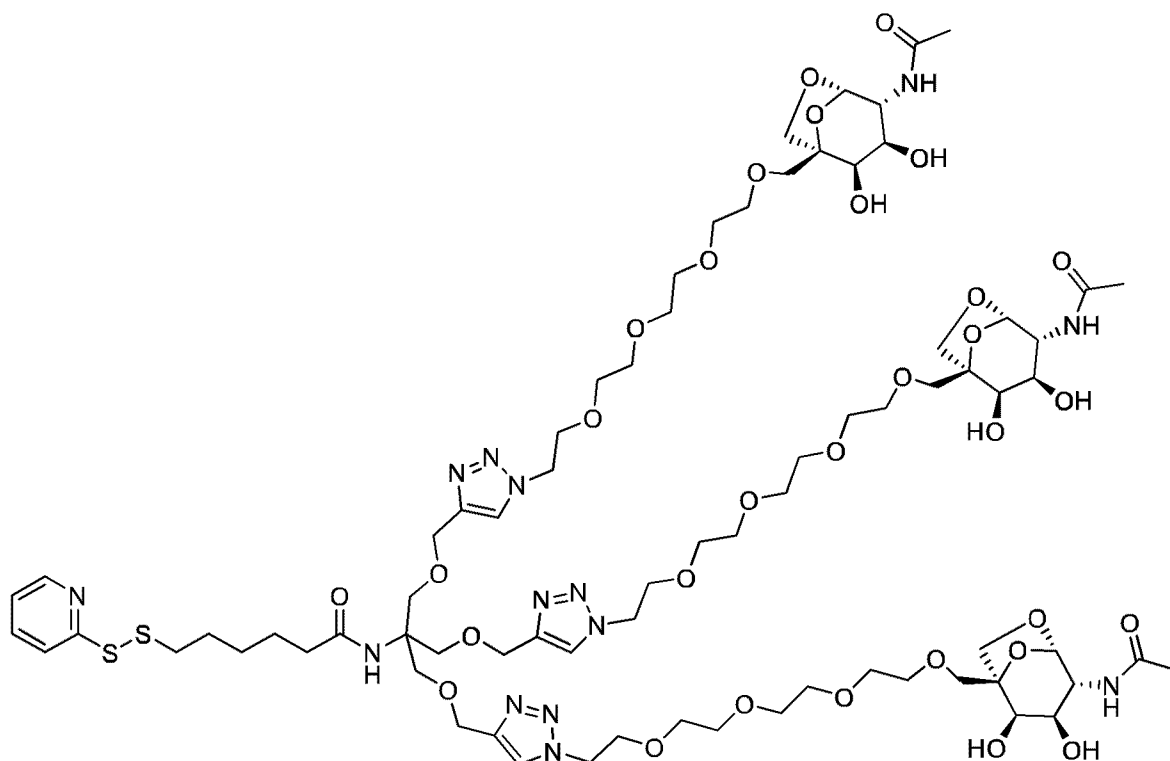


5

(H),

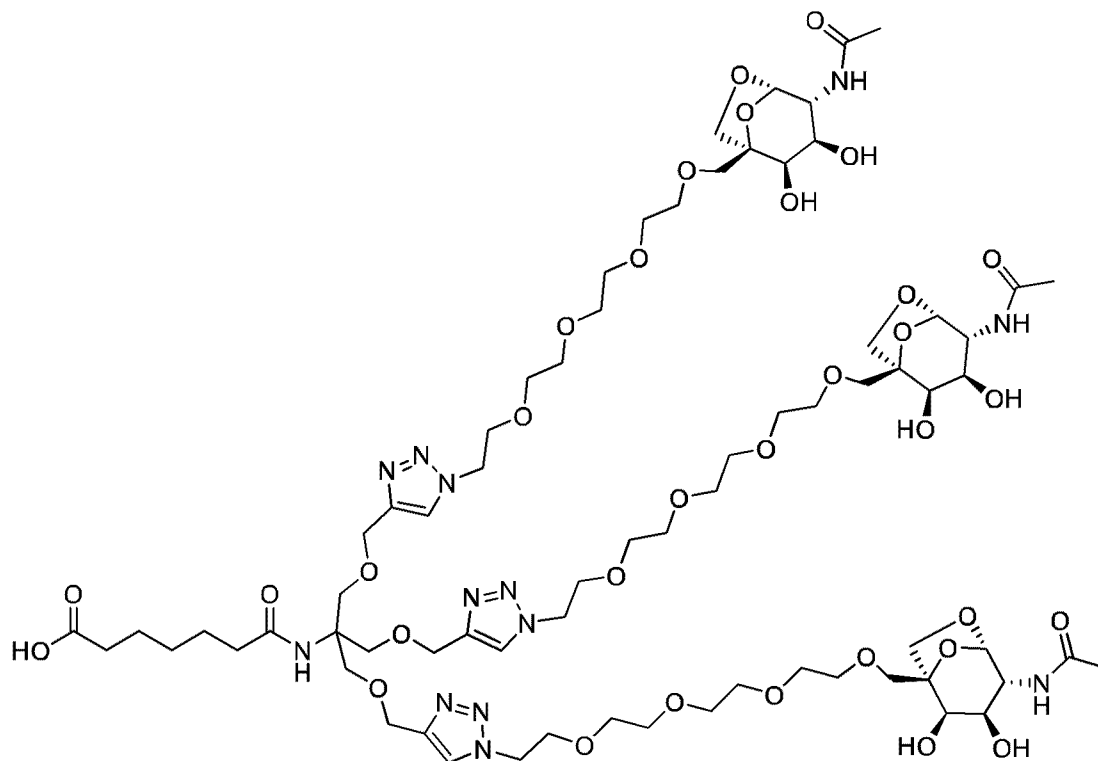
or a pharmaceutically acceptable salt thereof.

8. A compound of Formula (41)



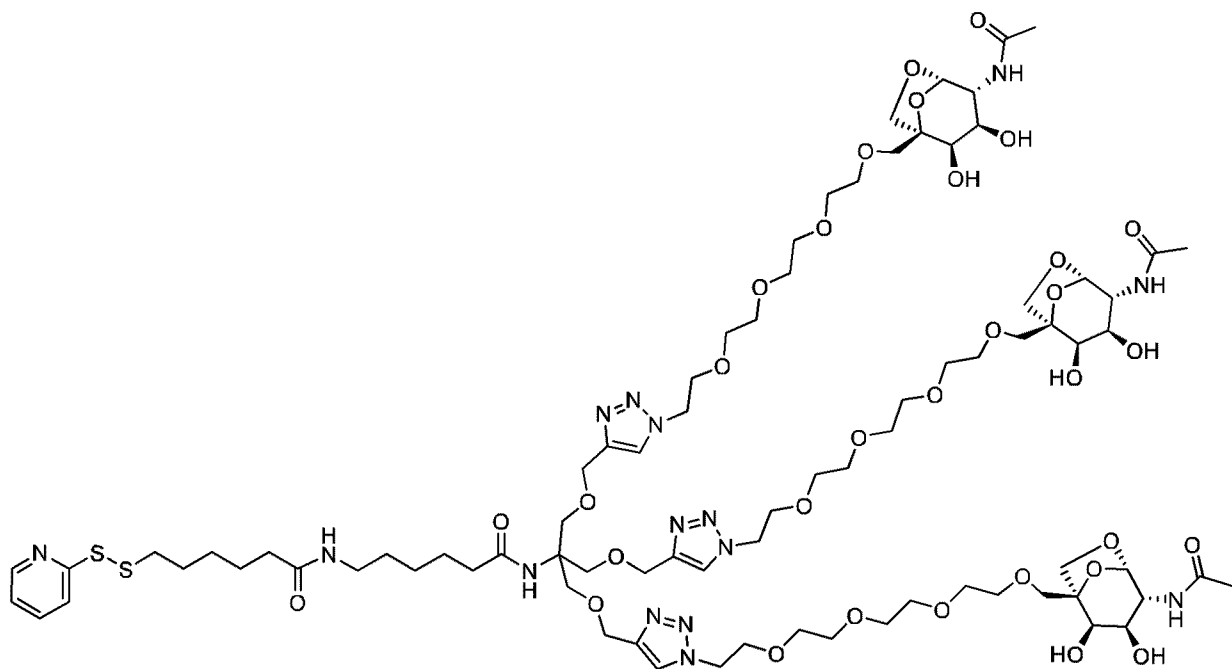
(41) or a pharmaceutically acceptable salt thereof.

11. A compound of Formula (46)



(46) or a pharmaceutically acceptable salt thereof.

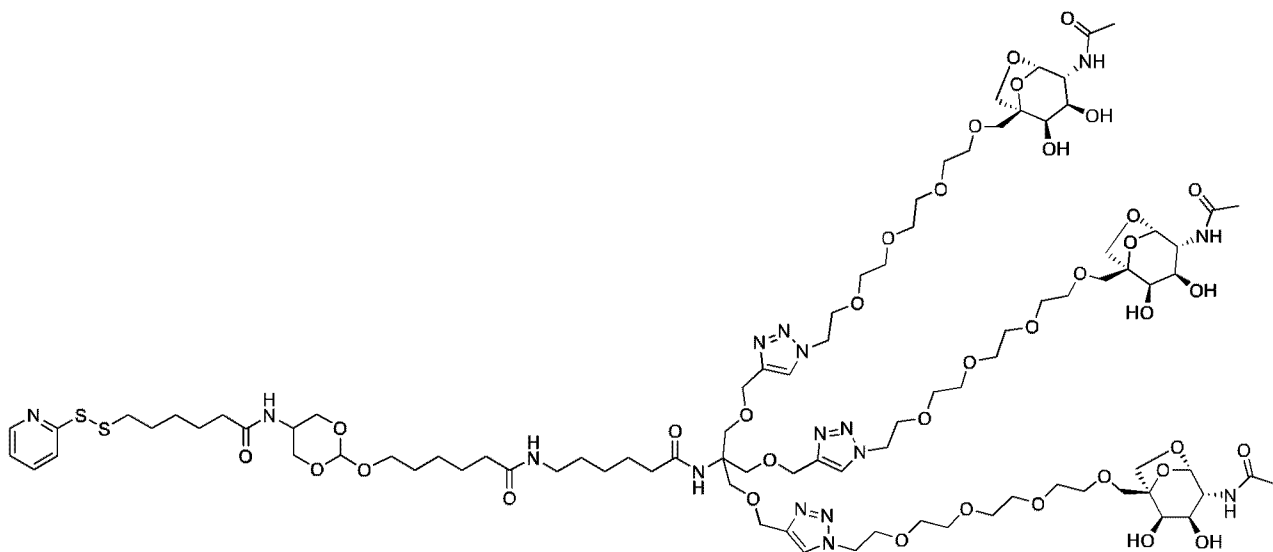
14. A compound of Formula (54)



(54) or a pharmaceutically acceptable salt thereof.

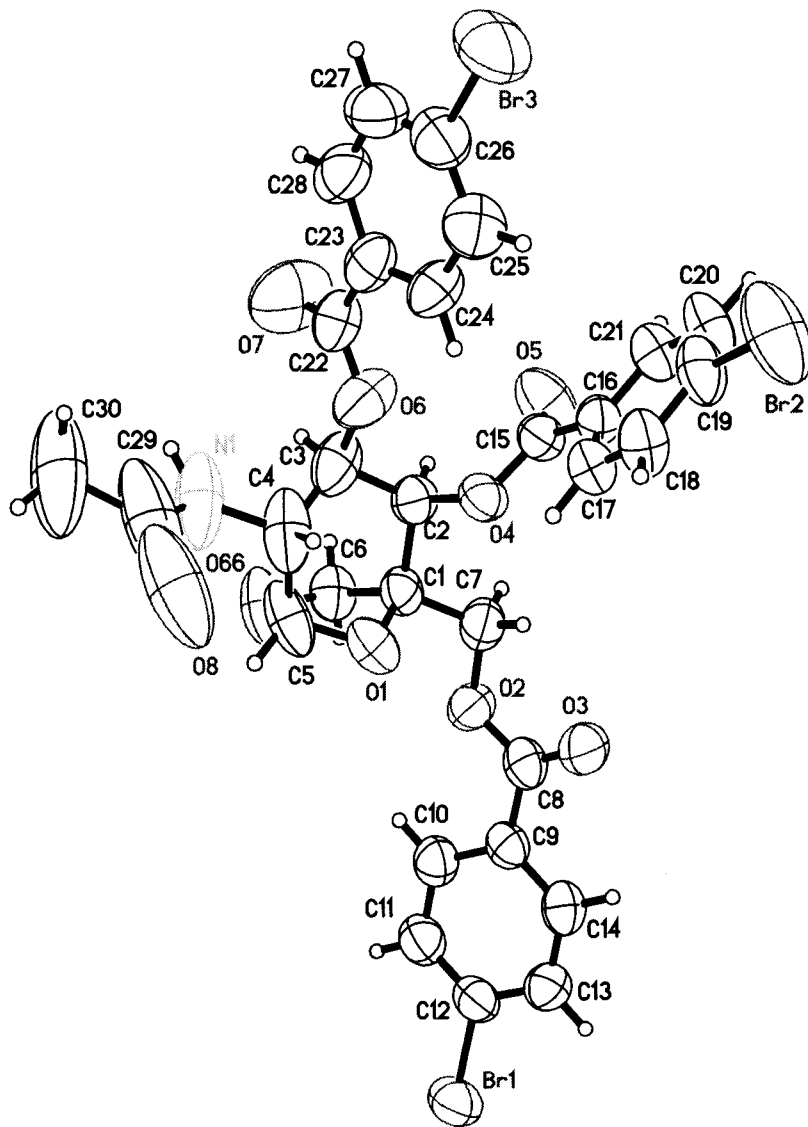
5

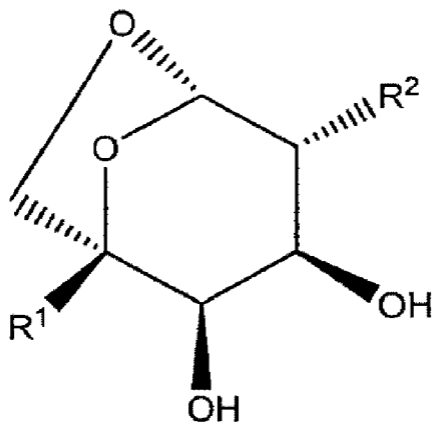
15. A compound of Formula (66)



(66) or a pharmaceutically acceptable salt thereof.

FIG. 1/1





(A)