



US00D338656S

# United States Patent [19]

Spayde et al.

[11] Patent Number: **Des. 338,656**

[45] Date of Patent: **\*\* Aug. 24, 1993**

- [54] **WORKSLATE COMPUTER UNIT**
- [75] Inventors: **Thomas G. Spayde, Bexly, Ohio; Per Hogdahl, Palm Beach Gardens, Fla.**
- [73] Assignee: **Tusk, Incorporated, Palm Beach Gardens, Fla.**
- [\*\*] Term: **14 Years**
- [21] Appl. No.: **725,737**
- [22] Filed: **Jul. 2, 1991**
- [52] U.S. Cl. .... **D14/100**
- [58] Field of Search ..... **D14/100, 101, 106, 113, D14/115; D18/1, 7, 11, 12; 235/145 A, 145 R; 340/700, 706, 707; 361/390, 394, 393; 178/18, 19**

- 4,839,634 6/1989 More et al. .... 340/707 X
- 5,115,330 5/1992 Nobile et al. .... 340/706 X

### OTHER PUBLICATIONS

PC Magazine Apr. 10, 1990-p. 2 Microsoft Word Processor Computer Box.

*Primary Examiner*—Wallace R. Burke  
*Assistant Examiner*—Freda S. Nunn  
*Attorney, Agent, or Firm*—Quarles & Brady

### [57] CLAIM

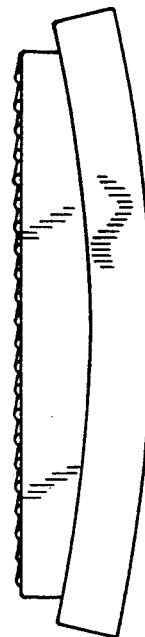
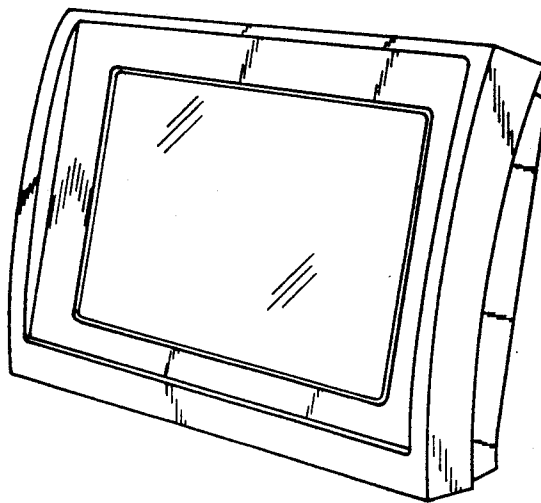
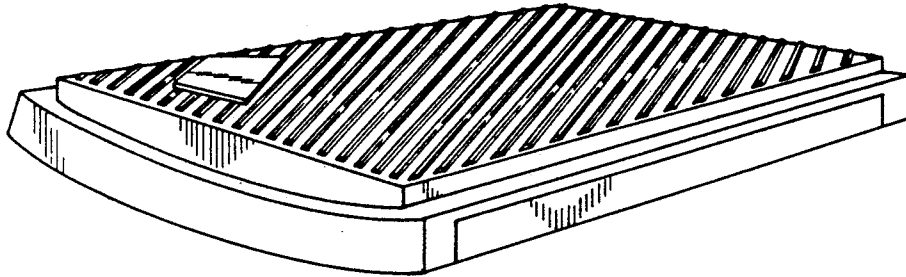
The ornamental design for a workslate computer unit, as shown and described.

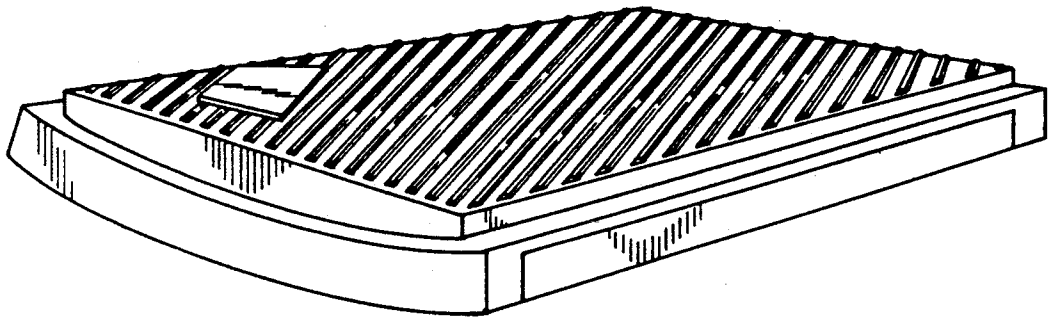
### DESCRIPTION

FIG. 1 is a top side and rear perspective view of a workslate computer unit showing our new design; FIG. 2 is a reduced front perspective view thereof; FIG. 3 is a rear view thereof; FIG. 4 is a right side view thereof; FIG. 5 is a left side view thereof; FIG. 6 is a front view thereof; and, FIG. 7 is a bottom side and rear perspective view thereof.

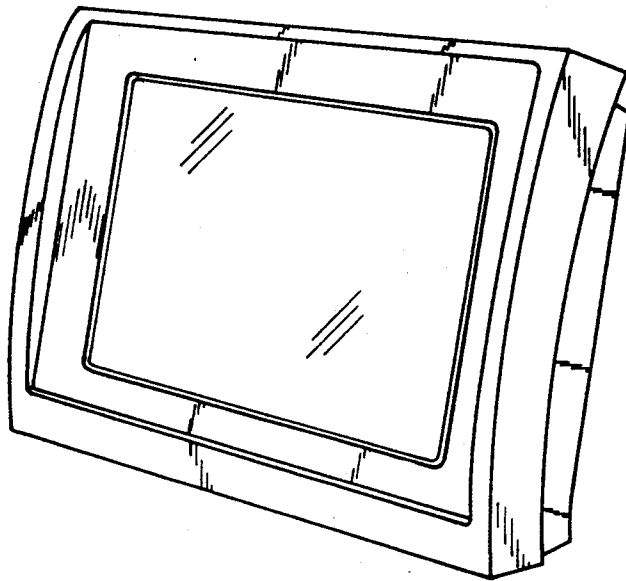
[56] **References Cited**  
**U.S. PATENT DOCUMENTS**

- D. 291,086 7/1987 Price ..... D14/113 X
- D. 321,172 10/1991 Moore, IV et al. .... D14/100
- D. 325,197 4/1992 Gowda et al. .... D14/113
- 4,684,801 8/1987 Carroll et al. .... 340/706 X





*Figure 1*



*Figure 2*

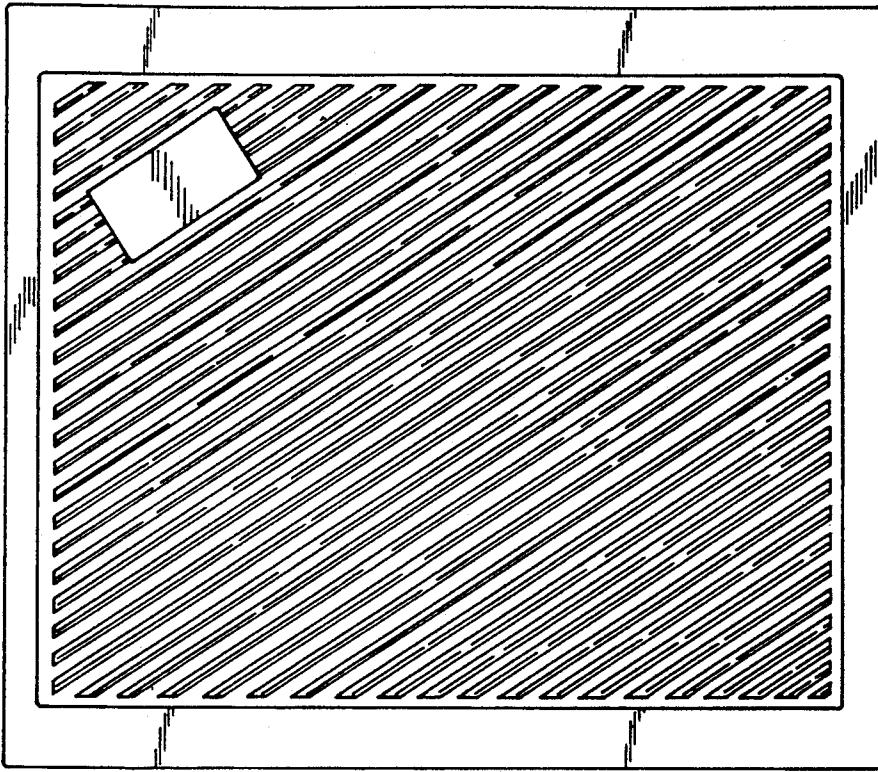


Figure 3

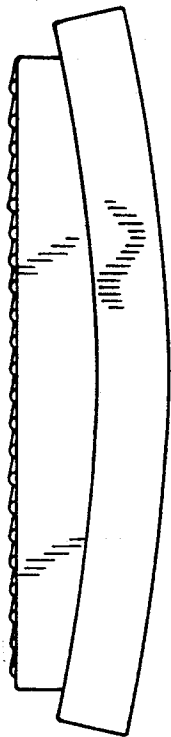


Figure 4

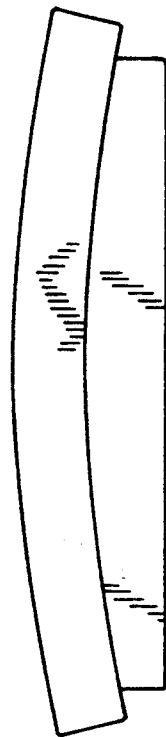
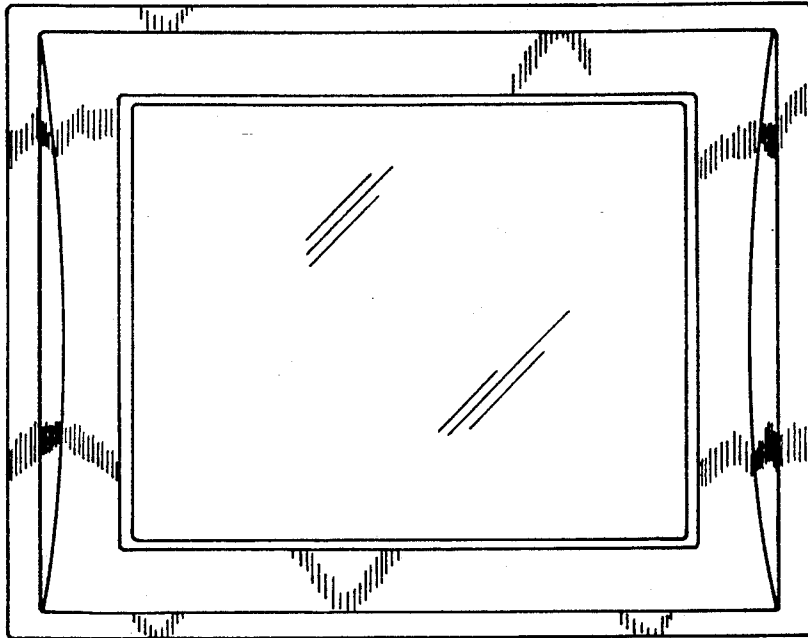
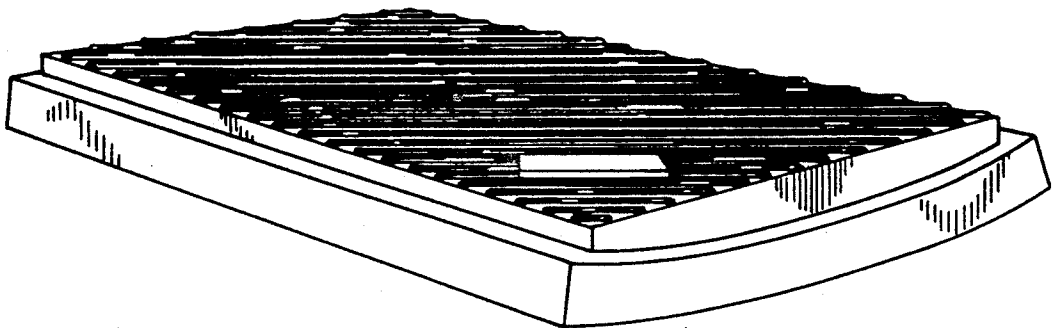


Figure 5



*Figure 6*



*Figure 7*