



US00D378623S

United States Patent [19]

[11] Patent Number: **Des. 378,623**

Wonderley

[45] Date of Patent: ****Mar. 25, 1997**

[54] **RAZOR HANDLE**

[75] Inventor: **Jeff W. Wonderley**, Ft. Defiance, Va.

[73] Assignee: **American Safety Razor Company**,
Verona, Va.

[**] Term: **14 Years**

950,113 2/1910 Osborn 30/85 X
 1,357,679 11/1920 Ball 30/86 X
 5,046,249 9/1991 Kawara et al. 30/86 X
 5,157,835 10/1992 Lazarchik et al. 30/47 X

FOREIGN PATENT DOCUMENTS

190390 11/1906 Germany 30/58
 8700112 1/1987 WIPO 30/41

[21] Appl. No.: **23,951**

[22] Filed: **Jun. 3, 1994**

[52] U.S. Cl. **D28/48**

[58] Field of Search D28/44-48; 30/32,
30/41, 47-51, 57-59, 85, 86, 89

Primary Examiner—Ted Shooman
Assistant Examiner—C. Tuttle
Attorney, Agent, or Firm—McDermott, Will & Emery

[57] CLAIM

The ornamental design for a razor handle, as shown and described.

[56] References Cited

U.S. PATENT DOCUMENTS

D. 245,460 8/1977 Poisson D28/46
 D. 255,164 5/1980 Byrne D28/48
 D. 255,165 5/1980 Byrne D28/48
 D. 256,059 7/1980 Poisson D28/46
 D. 258,242 2/1981 Hood et al. D28/48
 D. 267,438 12/1982 Jacobson D28/46
 D. 269,724 7/1983 Chase et al. D28/46
 D. 295,900 5/1988 Bonori D28/46
 D. 296,247 6/1988 Gray D28/46
 D. 304,097 10/1989 Bonori D28/46
 D. 305,805 1/1990 Gray D28/46
 D. 309,355 7/1990 Shurtleff D28/48
 D. 311,784 10/1990 Schwartz D28/48
 D. 312,143 11/1990 Schwarz D28/48
 D. 319,893 9/1991 Pittaway D28/48
 D. 325,689 4/1992 Gray D28/48
 D. 329,105 9/1992 Chen D28/47
 D. 344,365 2/1994 Mondo D28/46
 D. 345,821 4/1994 Wonderley D28/48

DESCRIPTION

FIG. 1 is a rear elevational view of a first embodiment of the razor handle;
 FIG. 2 is a right side elevational view of the first embodiment of the razor handle;
 FIG. 3 is a front elevational view of the first embodiment of the razor handle;
 FIG. 4 is a left side elevational view of the first embodiment of the razor handle;
 FIG. 5 is a top plan view of the first embodiment of the razor handle;
 FIG. 6 is a rear elevational view of a second embodiment of the razor handle, which is identical to the first embodiment except for the truncated bottom end; and,
 FIG. 7 is a right side elevational view of the second embodiment of the razor handle.

1 Claim, 6 Drawing Sheets

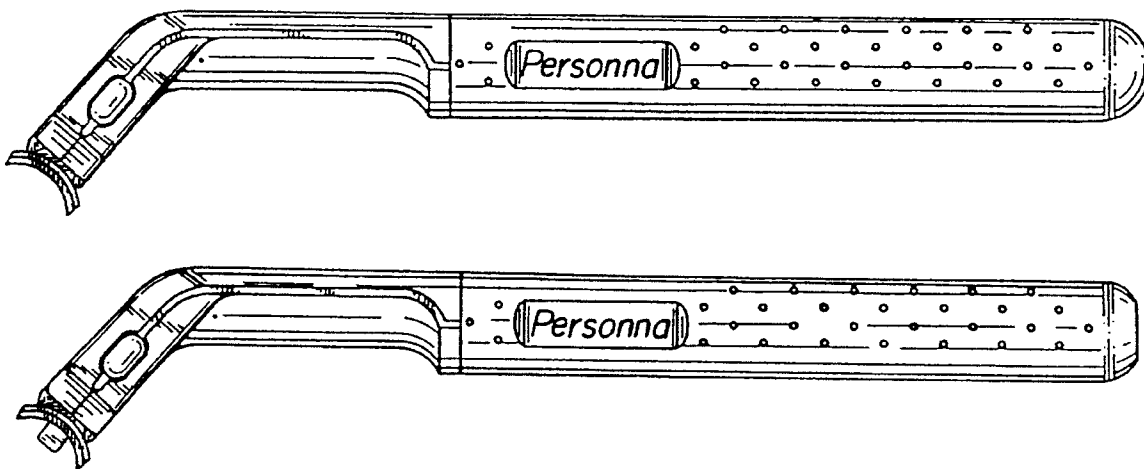


FIG. 1

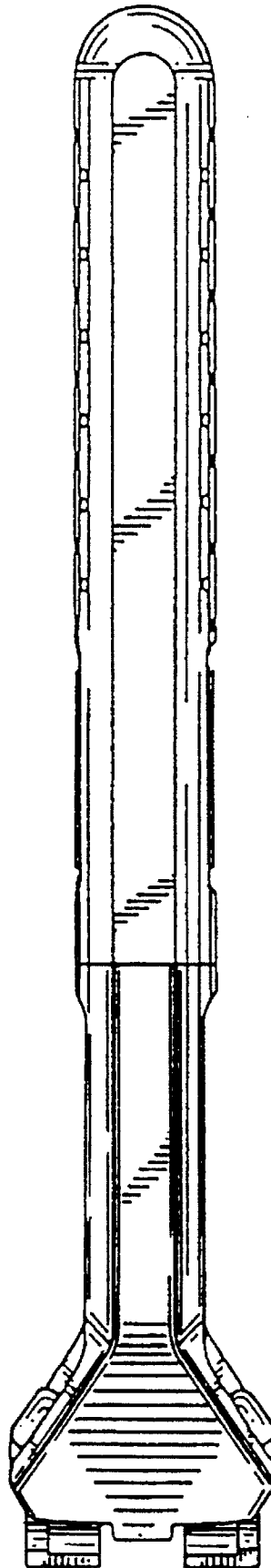


FIG. 2

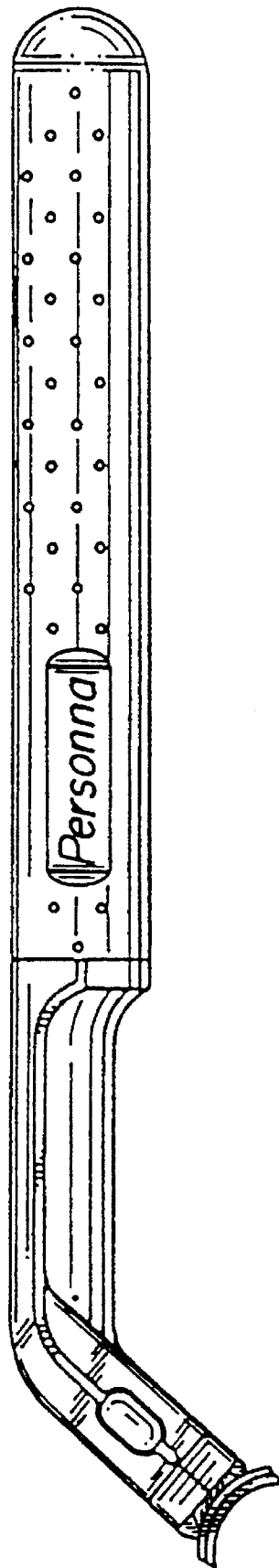


FIG. 3

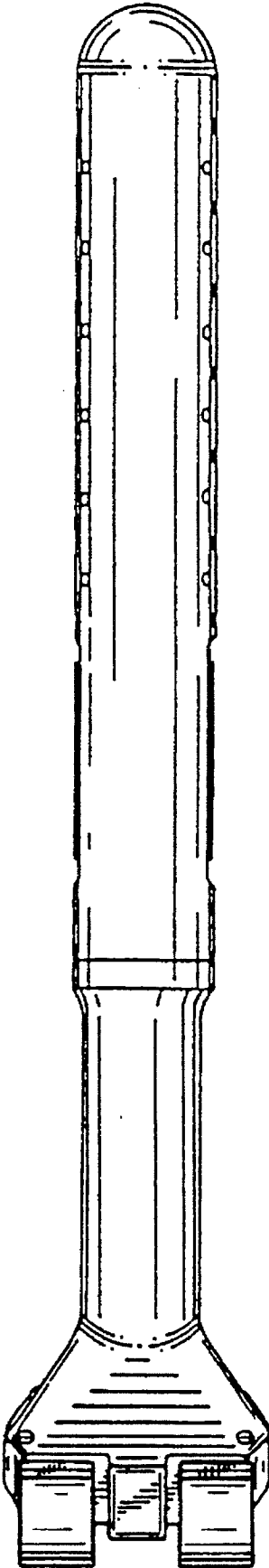


FIG. 4

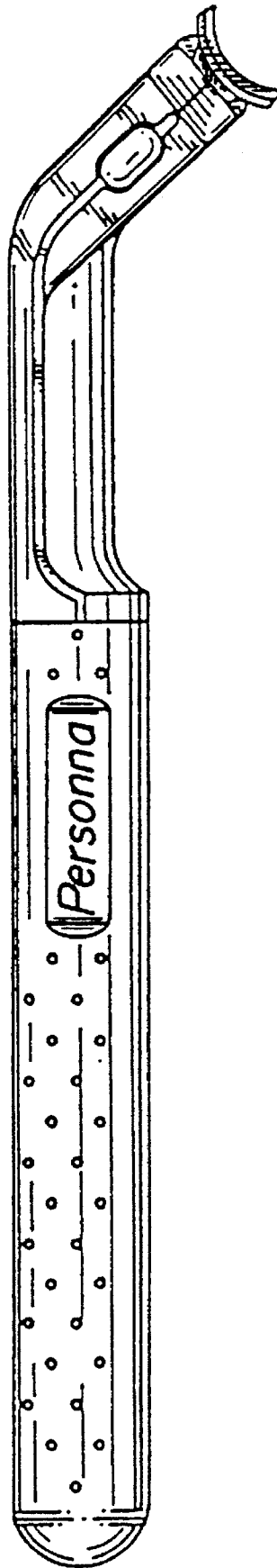


FIG. 5

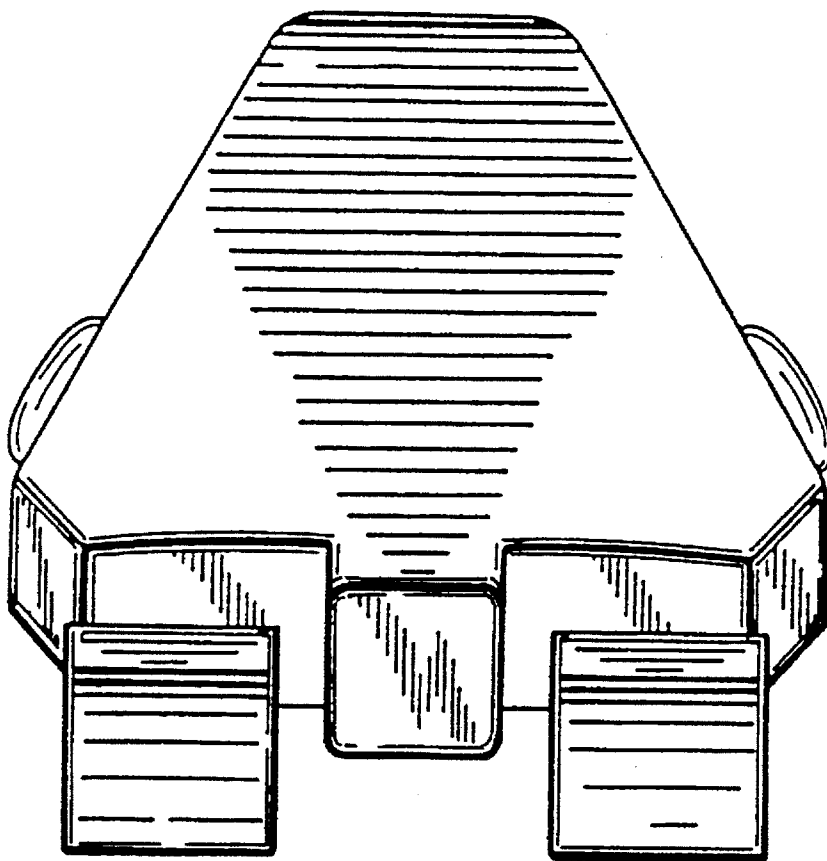


FIG. 7

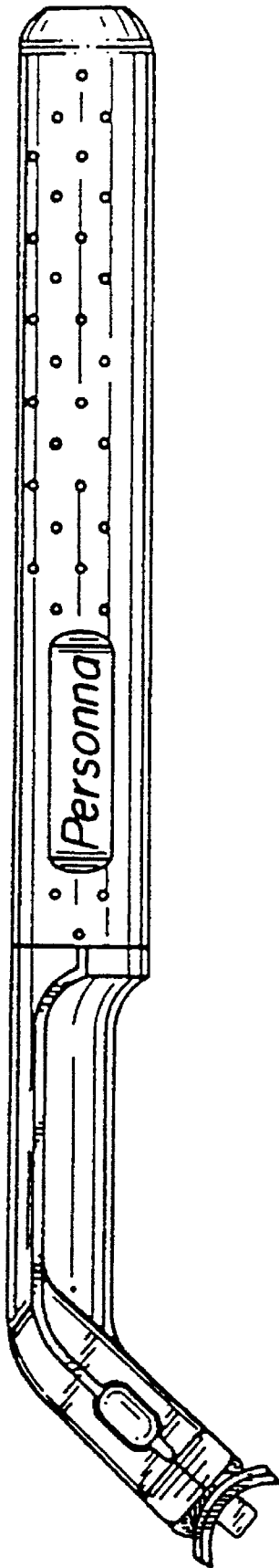


FIG. 6

