

(12) **United States Design Patent**
Higgins et al.

(10) **Patent No.:** **US D785,184 S**
(45) **Date of Patent:** **** Apr. 25, 2017**

- (54) **MASSAGE CUSHION**
- (71) Applicant: **Cygnnet Systems LLC**, Carrollton, TX (US)
- (72) Inventors: **Stephen Mark Higgins**, Carrollton, TX (US); **Constance Ann Swanston**, Carrollton, TX (US)
- (73) Assignee: **Cygnnet Systems LLC**, Carrollton, TX (US)
- (**) Term: **15 Years**
- (21) Appl. No.: **29/549,802**
- (22) Filed: **Dec. 28, 2015**
- (51) **LOC (10) Cl.** **24-01**
- (52) **U.S. Cl.**
USPC **D24/184**
- (58) **Field of Classification Search**
USPC D24/183-184, 171, 200, 211, 215;
D6/601, 604, 606, 596, 716.4;
5/630-632, 636-639, 644, 623, 657, 621;
601/90, 92; 128/845
CPC A47G 9/1054; A47G 9/10; A47G 9/1027;
A47C 20/025; A47C 20/026; A47C
27/15; A47C 27/148; A47C 27/146; A47C
7/383; A61G 13/12; A61G 13/0081;
A61G 13/0054; A61G 13/0072; A61G
13/0045; A61G 5/1045; A61G 13/04;
A61G 13/101; A61G 13/1235
See application file for complete search history.

D271,834 S *	12/1983	Huntsinger	D6/601
D298,992 S *	12/1988	Voss	D24/184
D305,458 S *	1/1990	Wang	D24/183
D318,923 S *	8/1991	Marsh	D24/183
D321,562 S *	11/1991	Ljungvall	D24/183
D337,914 S *	8/1993	McDonald	5/638
5,504,953 A *	4/1996	Singer-Leyton	A47C 20/025
			5/632
5,652,981 A *	8/1997	Singer-Leyton	A47C 20/026
			5/638
D397,576 S *	9/1998	Friedman	D6/604
D414,974 S *	10/1999	Marrone, II	D6/601
5,960,494 A *	10/1999	Gilliland	A61G 13/0054
			5/644
D456,516 S *	4/2002	Cheshaek	D24/183
6,842,924 B1 *	1/2005	Walters	A47C 20/026
			5/637
D551,355 S *	9/2007	Tao	D24/200
D552,244 S *	10/2007	Tinsley	D24/183
D578,220 S *	10/2008	Ebarb	D24/184
D579,706 S *	11/2008	Cox	D6/601

(Continued)

Primary Examiner — Ian Simmons
Assistant Examiner — Mark Cavanna
(74) *Attorney, Agent, or Firm* — Hubbard Johnston, PLLC

(57) **CLAIM**

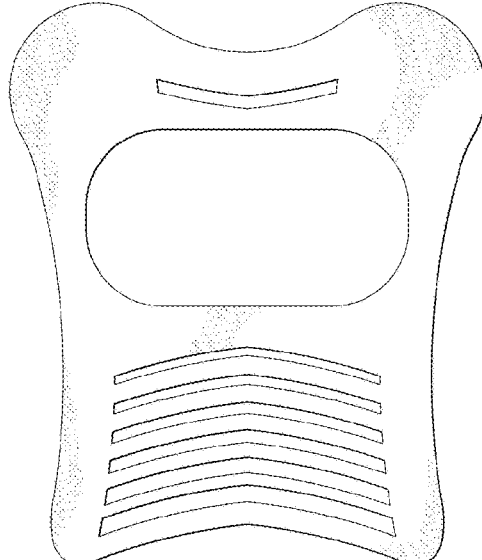
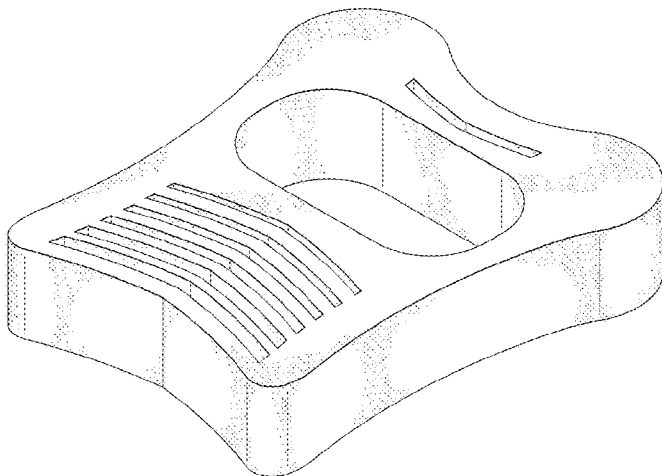
The ornamental design for a massage cushion, as shown and described.

DESCRIPTION

FIG. 1 is a front perspective view of a massage cushion showing our new design;
FIG. 2 is a front elevation view of the massage cushion;
FIG. 3 is a back elevation view of the massage cushion;
FIG. 4 is a right side elevation view of the massage cushion;
FIG. 5 is a left side elevation view of the massage cushion;
FIG. 6 is a top plan view of the massage cushion; and,
FIG. 7 is a bottom plan view of the massage cushion.

1 Claim, 5 Drawing Sheets

- (56) **References Cited**
U.S. PATENT DOCUMENTS
- | | | | |
|---------------|---------|--------------|-----------|
| 3,694,831 A * | 10/1972 | Treace | A47G 9/10 |
| | | | 5/636 |
| D233,200 S * | 10/1974 | Mald | D24/215 |
| D271,647 S * | 12/1983 | McLeod | D6/596 |



(56)

References Cited

U.S. PATENT DOCUMENTS

7,444,698 B2 * 11/2008 Jackson, III A61G 5/1045
5/644
D621,194 S * 8/2010 Chiang D6/601
D623,305 S * 9/2010 Tao D24/200
D625,420 S * 10/2010 Sharps D24/184
7,882,583 B2 * 2/2011 Skripps A61G 13/101
5/621
D634,960 S * 3/2011 Anson D6/601
D665,912 S * 8/2012 Skripps D24/183
D670,941 S * 11/2012 Vernon D6/716.4
D707,358 S * 6/2014 Mantilla D24/184
8,875,329 B2 * 11/2014 Gomez A61G 13/1235
128/845
2004/0123389 A1 * 7/2004 Boucher A61G 13/0045
5/623
2010/0223731 A1 * 9/2010 Chang A47C 7/383
5/657

* cited by examiner

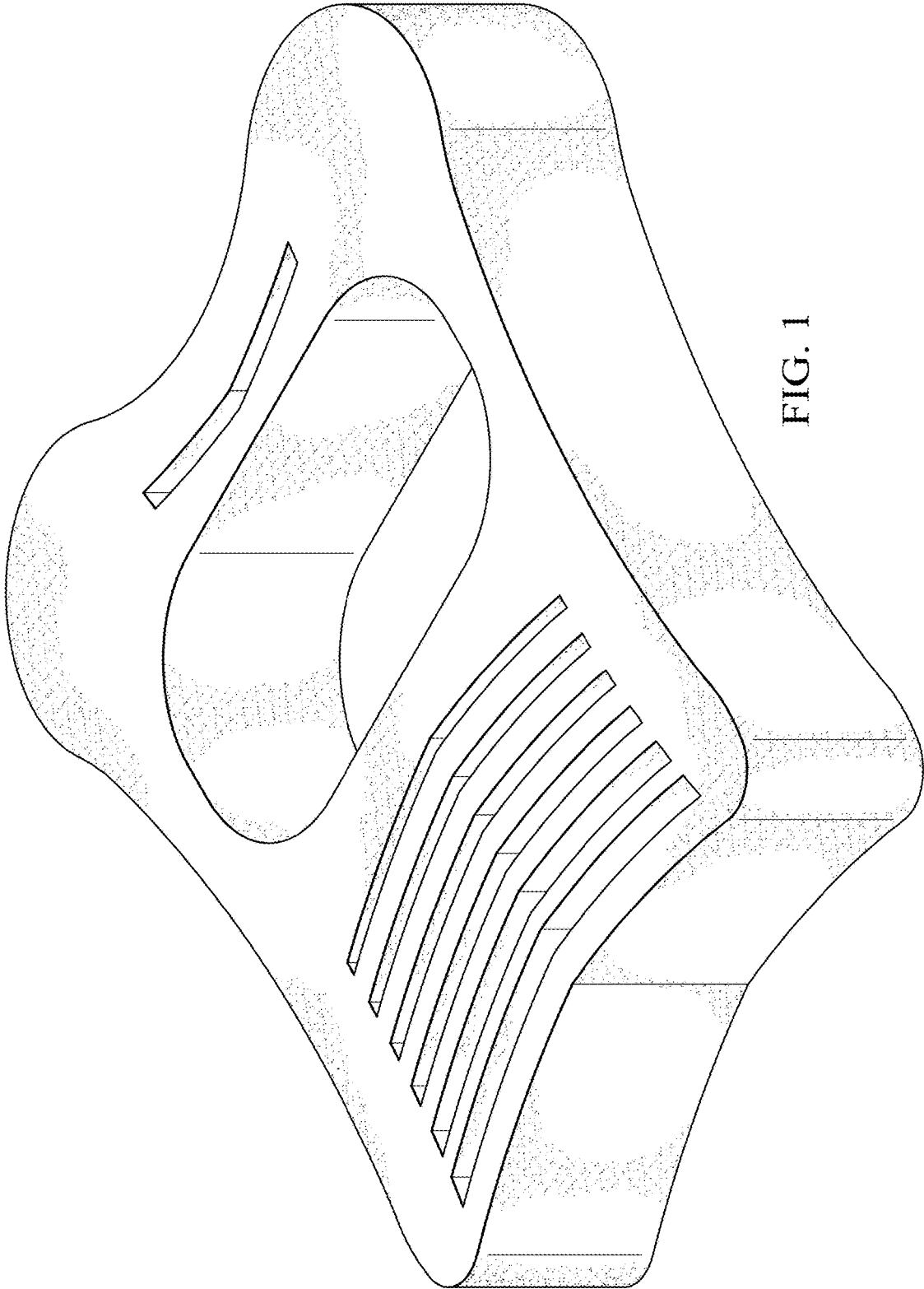


FIG. 1




FIG. 2



FIG. 3




FIG. 4




FIG. 5

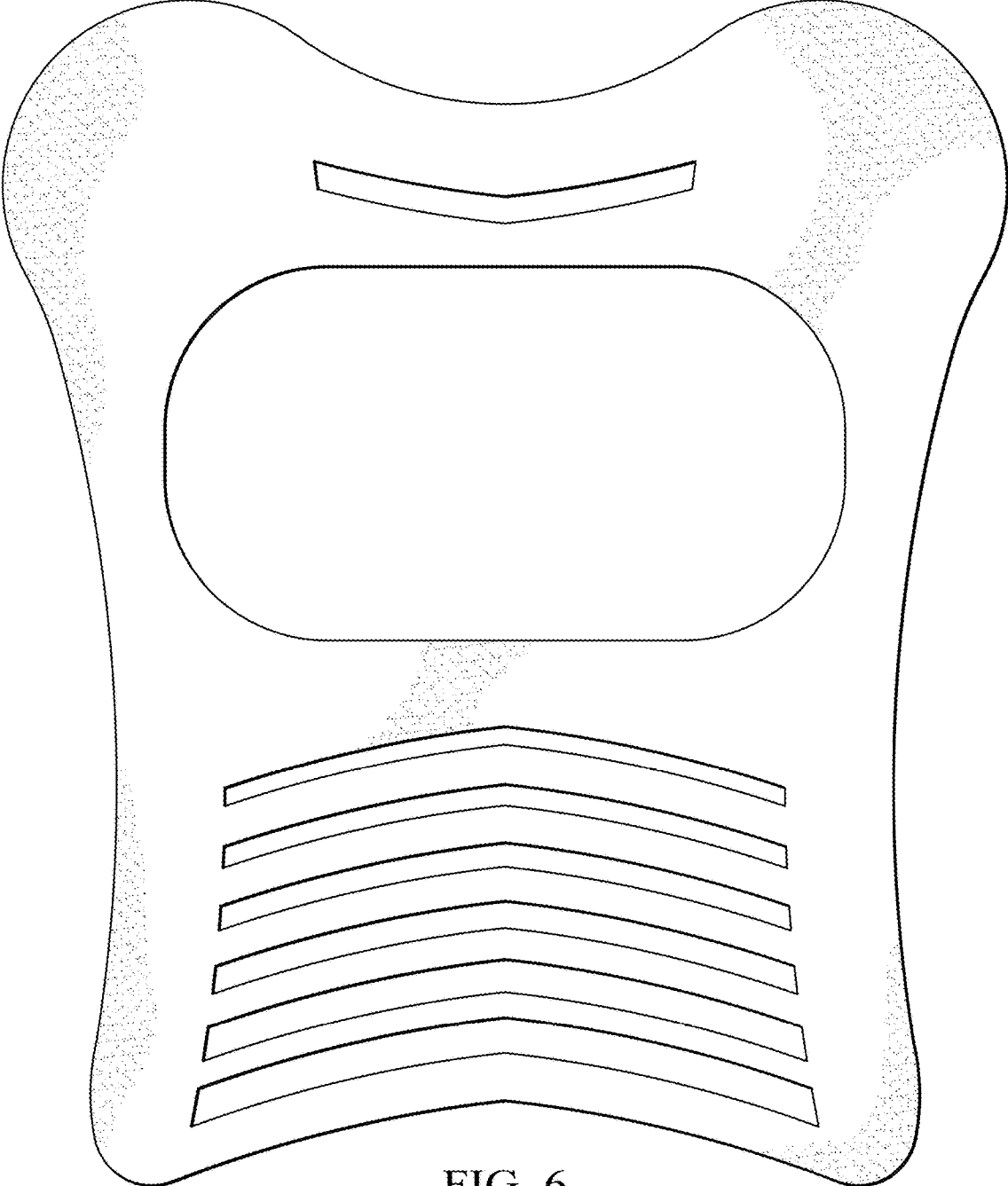


FIG. 6

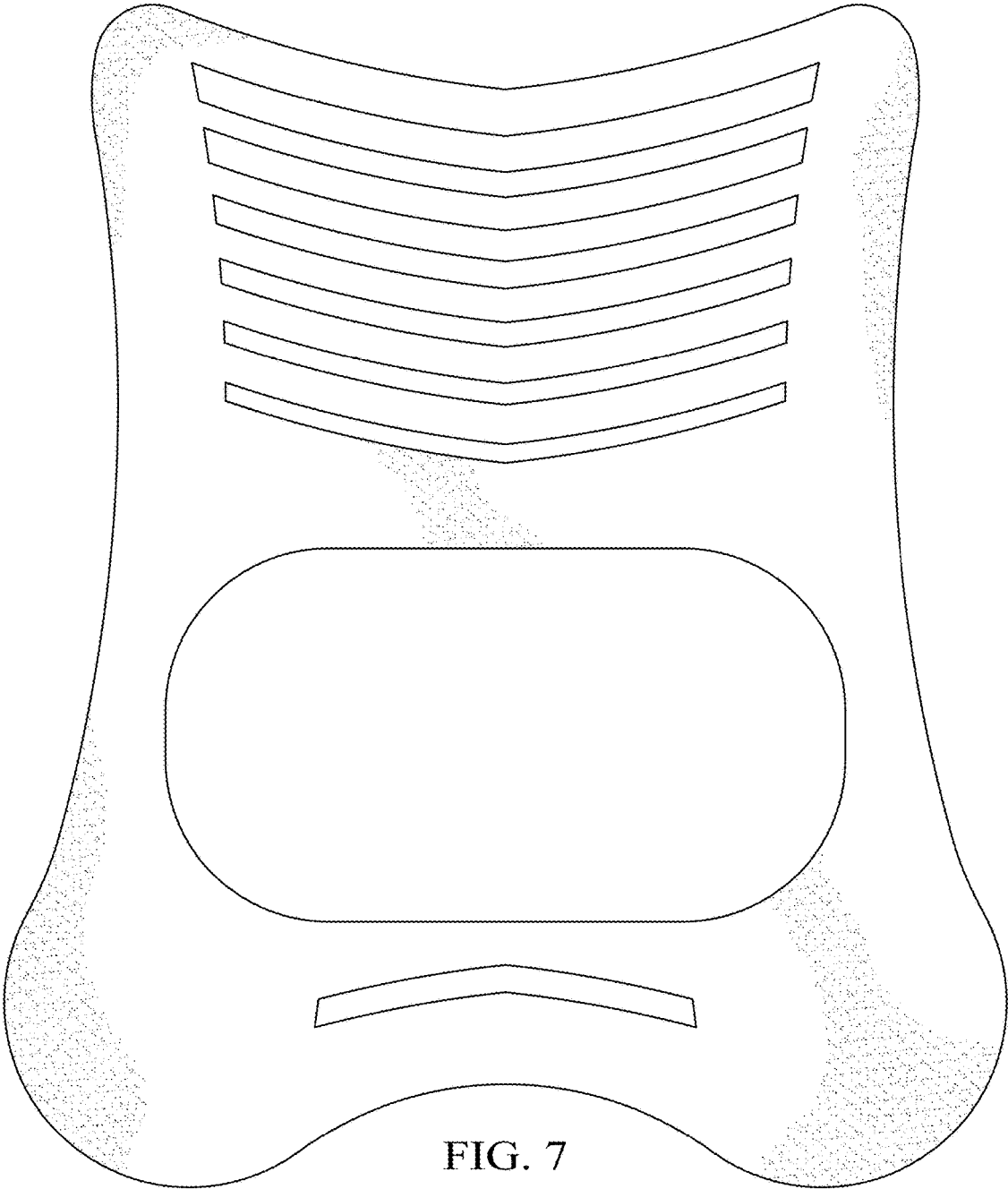


FIG. 7