



US00D363748S

# United States Patent [19] Inuma et al.

[11] **Patent Number:** Des. 363,748  
[45] **Date of Patent:** \*\*Oct. 31, 1995

## [54] GOLF CLUB HEAD

[75] Inventors: **Kanji Inuma**, Musashino; **Yutaka Oku**, Kurume, both of Japan

[73] Assignee: **Daiwa Golf Co., Ltd.**, Japan

[\*\*] Term: **14 Years**

[21] Appl. No.: **26,088**

[22] Filed: **Jul. 19, 1994**

### [30] Foreign Application Priority Data

Jan. 24, 1994 [JP] Japan ..... 6-1168

[52] U.S. Cl. .... **D21/214**

[58] Field of Search ..... D21/214; 273/167-175

### [56] References Cited

#### U.S. PATENT DOCUMENTS

D. 191,173	8/1961	Mizejewski	.....	D21/214
D. 247,922	5/1978	Sheldon	.....	D21/214
D. 285,954	9/1986	Hasegawa	.	
D. 310,254	8/1990	Take et al.	.	
3,761,095	9/1973	Thompson	.....	273/174
4,332,388	6/1982	Crow	.....	273/172
4,553,755	11/1985	Yamada	.....	273/167 A X
5,273,285	12/1993	Bowland	.....	273/167 H X

## FOREIGN PATENT DOCUMENTS

808031	2/1991	Japan	.
808031-1	10/1992	Japan	.
808031-2	2/1994	Japan	.

*Primary Examiner*—Ted Shooman  
*Assistant Examiner*—Mitchell I. Siegel  
*Attorney, Agent, or Firm*—Laff, Whitesel, Conte & Saret, Ltd.

### [57] CLAIM

The ornamental design for a golf club head, as shown.

### DESCRIPTION

FIG. 1 is a front, top and left side perspective view of a golf club head, showing our new design;  
FIG. 2 is a front, bottom and left side perspective view thereof;  
FIG. 3 is a front elevational view thereof;  
FIG. 4 is a right side elevational view thereof;  
FIG. 5 is a bottom plan view thereof;  
FIG. 6 is a left side elevational view thereof;  
FIG. 7 is a top plan view thereof; and,  
FIG. 8 is a rear elevational view thereof.

**1 Claim, 2 Drawing Sheets**

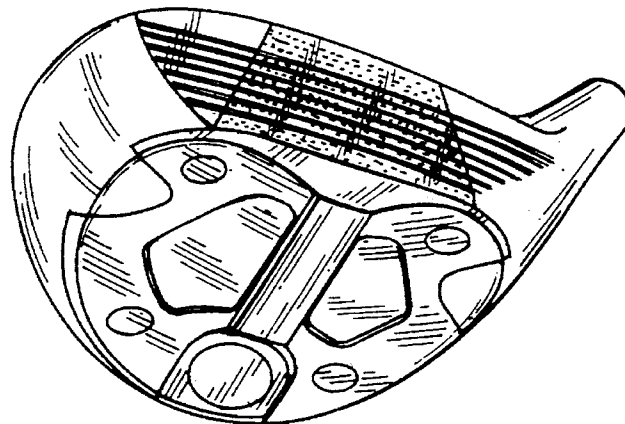
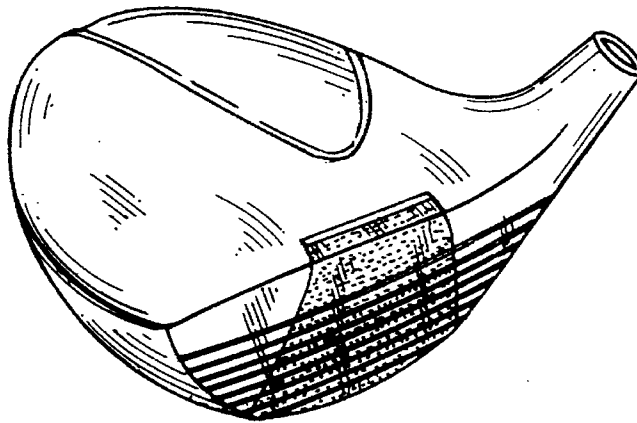


FIG. 1

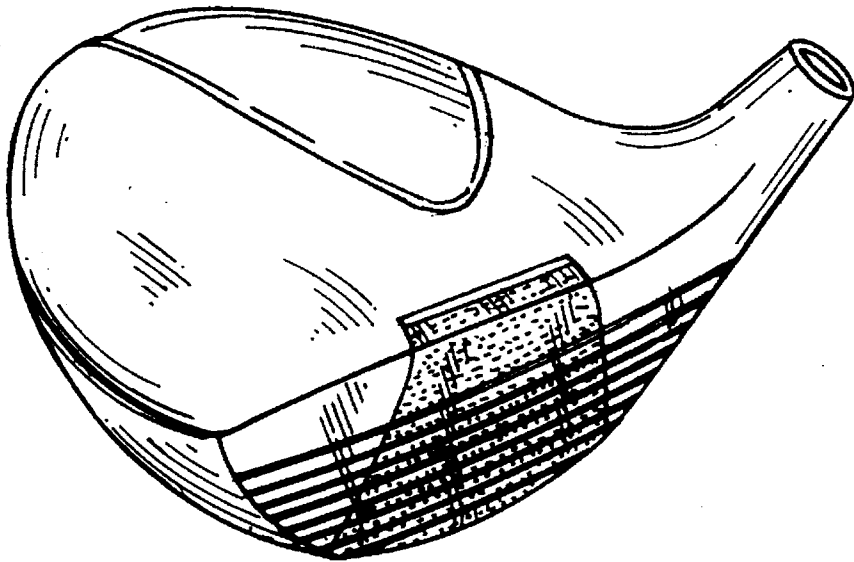


FIG. 2

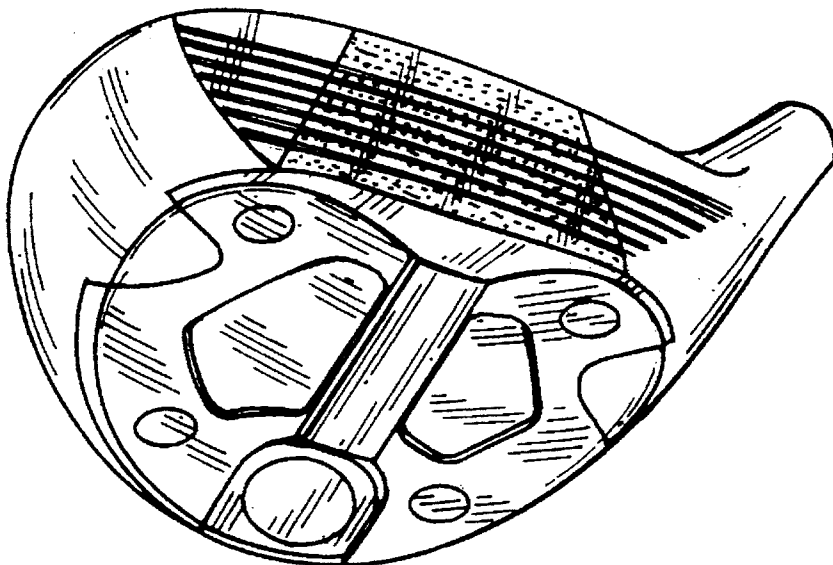


FIG. 3

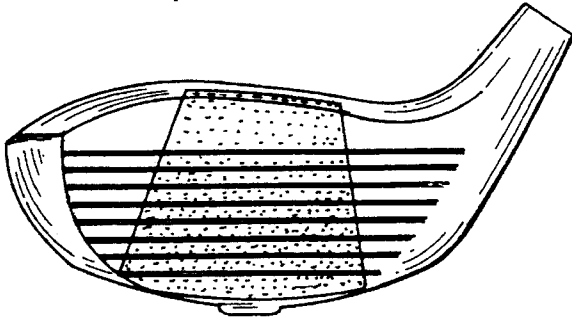


FIG. 4




FIG. 5

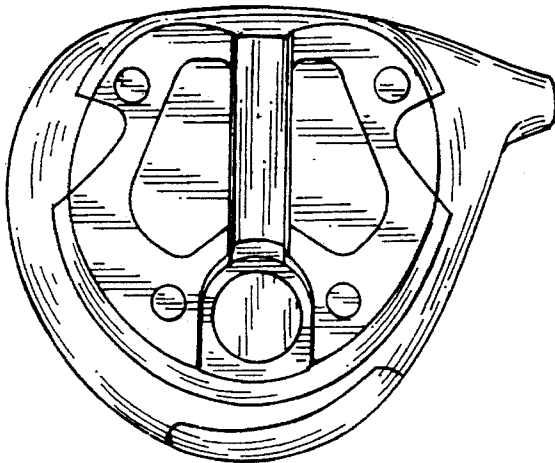


FIG. 6

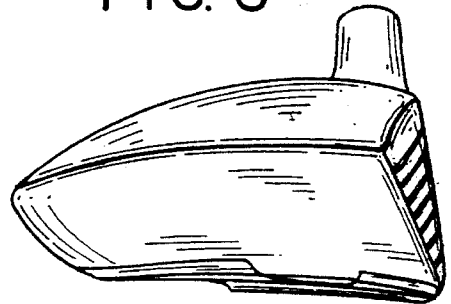


FIG. 7

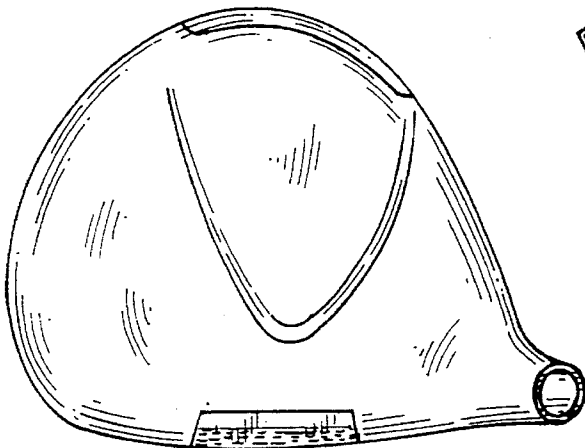


FIG. 8

