



US00D501819S

(12) **United States Design Patent**  
**Hsu**

(10) **Patent No.:** **US D501,819 S**

(45) **Date of Patent:** **\*\* Feb. 15, 2005**

(54) **WIND-SHIELD WIPER**

(75) Inventor: **Tien-Kuei Hsu**, Taipei (TW)

(73) Assignee: **Yuan Lueh Co., Ltd.**, Taipei (TW)

(\*\*) Term: **14 Years**

(21) Appl. No.: **29/205,543**

(22) Filed: **May 18, 2004**

(51) **LOC (7) Cl.** ..... **12-06**

(52) **U.S. Cl.** ..... **D12/219**

(58) **Field of Search** ..... D12/219-220;  
15/250.31-250.33, 250.351, 250.38, 250.4,  
250.41, 250.201, 250.451-250.454

(56) **References Cited**

**U.S. PATENT DOCUMENTS**

D370,654 S	*	6/1996	Kim	.....	D12/219
D372,012 S	*	7/1996	Fitzgerald et al.	.....	D12/219
D378,365 S	*	3/1997	Fitzgerald et al.	.....	D12/219
D398,281 S	*	9/1998	Juran et al.	.....	D12/219
D418,103 S	*	12/1999	Don	.....	D12/219
D434,715 S	*	12/2000	Wang	.....	D12/219

D442,537 S	*	5/2001	Kim	.....	D12/219
D443,245 S	*	6/2001	Kim	.....	D12/219
D464,012 S	*	10/2002	Hussaini et al.	.....	D12/219
D472,510 S	*	4/2003	Lin	.....	D12/219
D487,047 S	*	2/2004	Kim	.....	D12/219
D490,763 S	*	6/2004	Kim	.....	D12/219

\* cited by examiner

*Primary Examiner*—Stacia Cadmus

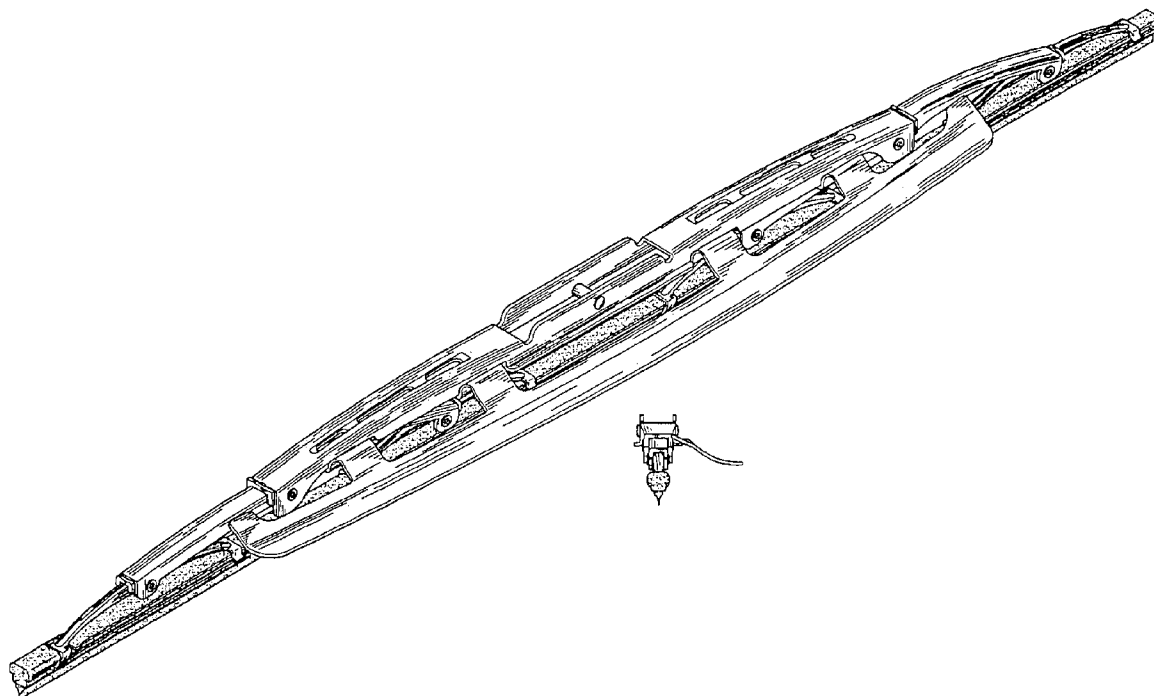
(57) **CLAIM**

The ornamental design for wind-shield wiper, as shown and described.

**DESCRIPTION**

FIG. 1 is a perspective view of a wind-shield wiper, showing my new design;  
 FIG. 2 is a front view thereof;  
 FIG. 3 is a back view thereof;  
 FIG. 4 is a left side view thereof;  
 FIG. 5 is a right side view thereof;  
 FIG. 6 is a top view thereof; and,  
 FIG. 7 is a bottom view thereof.

**1 Claim, 4 Drawing Sheets**



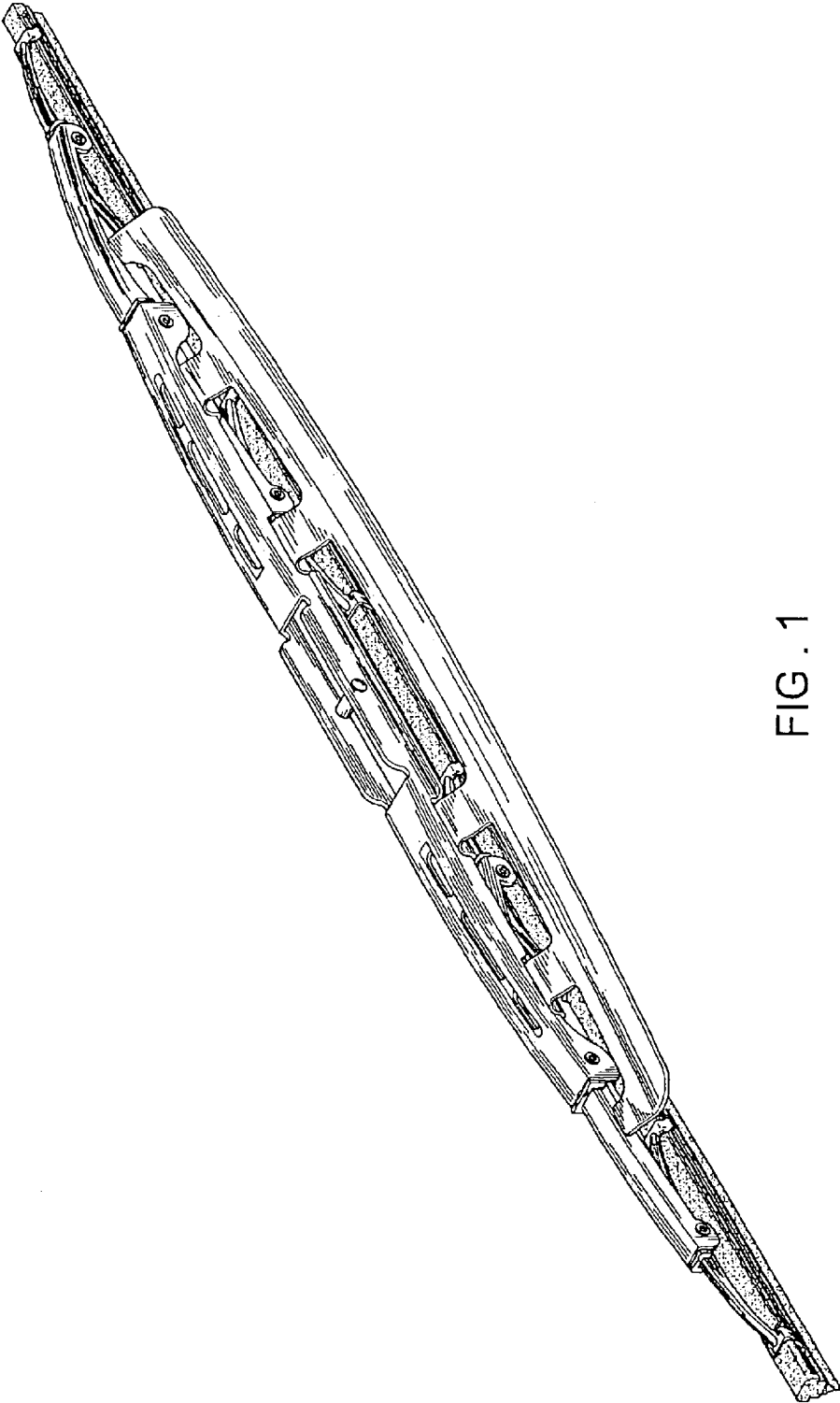


FIG . 1

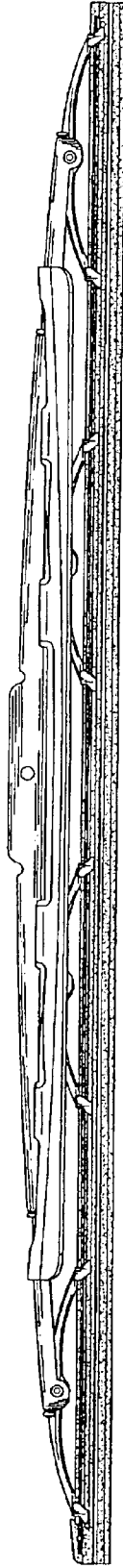


FIG. 2




FIG. 3

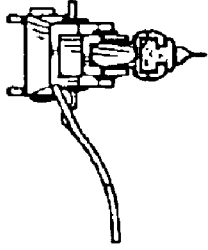


FIG. 5

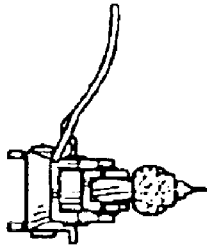


FIG. 4



FIG. 6



FIG. 7