



US00D706247S

(12) **United States Design Patent**
Zheng et al.

(10) **Patent No.:** **US D706,247 S**

(45) **Date of Patent:** **** Jun. 3, 2014**

- (54) **ANTENNA**
- (71) Applicant: **Airgain, Inc.**, Carlsbad, CA (US)
- (72) Inventors: **Bei Zheng**, Zhang Jia Gang (CN);
Xiaoping Yang, Carlsbad, CA (US)
- (73) Assignee: **Airgain, Inc.**, Carlsbad, CA (US)
- (**) Term: **14 Years**
- (21) Appl. No.: **29/472,588**
- (22) Filed: **Nov. 13, 2013**
- (51) **LOC (10) Cl.** **14-03**
- (52) **U.S. Cl.**
USPC **D14/230**
- (58) **Field of Classification Search**
USPC D14/138, 230-238, 299, 358; D12/42,
D12/43; 343/700 MS, 700 R-705, 711-713,
343/735, 736, 741, 748, 767, 795, 819, 840,
343/846, 866, 871-908; 455/90.2, 90.3, 91,
455/128, 269, 344, 347, 562.1; 333/193,
333/195
See application file for complete search history.

D649,961 S *	12/2011	Huang et al.	D14/230
D666,179 S *	8/2012	Gladstone	D14/230
D666,584 S *	9/2012	Gladstone	D14/230
D689,474 S *	9/2013	Yang et al.	D14/230
2005/0024287 A1 *	2/2005	Jo et al.	343/822
2005/0231434 A1 *	10/2005	Azadegan et al.	343/767
2006/0208900 A1 *	9/2006	Tavassoli Hozouri	340/572.7
2007/0024503 A1 *	2/2007	Tsai et al.	343/700 MS
2007/0279231 A1 *	12/2007	Cheng et al.	340/572.7
2010/0026594 A1 *	2/2010	Yang et al.	343/702

* cited by examiner

Primary Examiner — John Windmuller

(74) *Attorney, Agent, or Firm* — Clause Eight IPS; Michael Catania

(57) **CLAIM**

The ornamental design for an antenna, as shown and described.

DESCRIPTION

FIG. 1 is a top plan view of an antenna with a base in broken lines.

FIG. 2 is a bottom plan view of the antenna of FIG. 1 with a base in broken lines.

FIG. 3 is a side elevation view of the antenna of FIG. 1 with a base in broken lines.

FIG. 4 is a front view of the antenna of FIG. 1 with a base in broken lines.

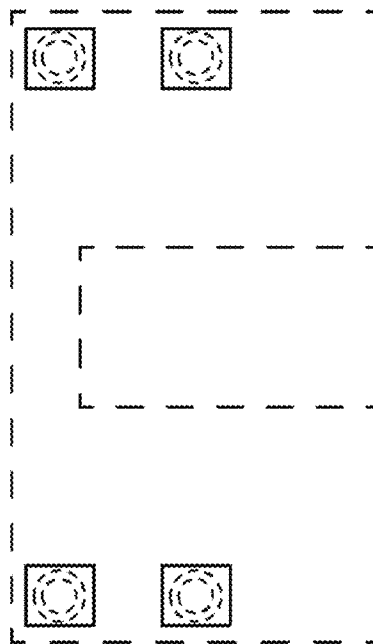
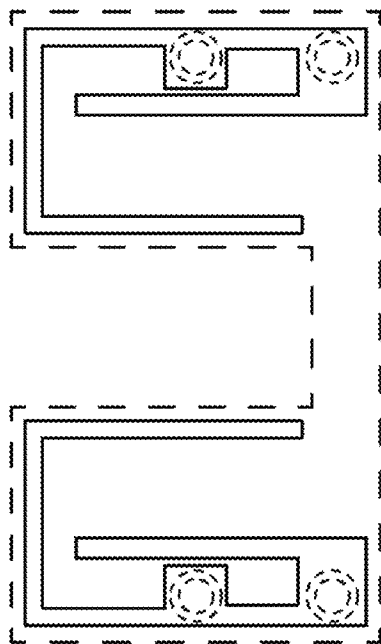
FIG. 5 is a bottom perspective view of the antenna of FIG. 1 with a base in broken lines; and,

FIG. 6 is a top perspective view of the antenna of FIG. 1 with a base in broken lines.

The broken lines are for illustration purposes only and form no part of the claimed invention.

- (56) **References Cited**
U.S. PATENT DOCUMENTS
D546,821 S * 7/2007 Oliver D14/230
D578,114 S * 10/2008 Oliver D14/230
D594,445 S * 6/2009 Kato D14/230
D602,010 S * 10/2009 Yakubo D14/230
D602,480 S * 10/2009 Ikemoto D14/230
D611,037 S * 3/2010 Oliver D14/230
D613,276 S * 4/2010 Oliver D14/230

1 Claim, 2 Drawing Sheets



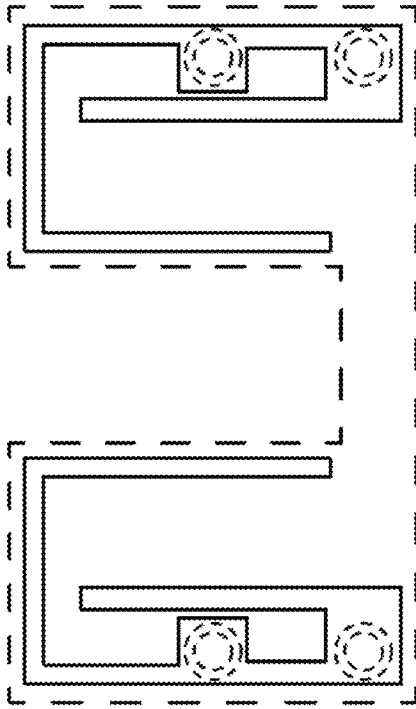


FIG. 1

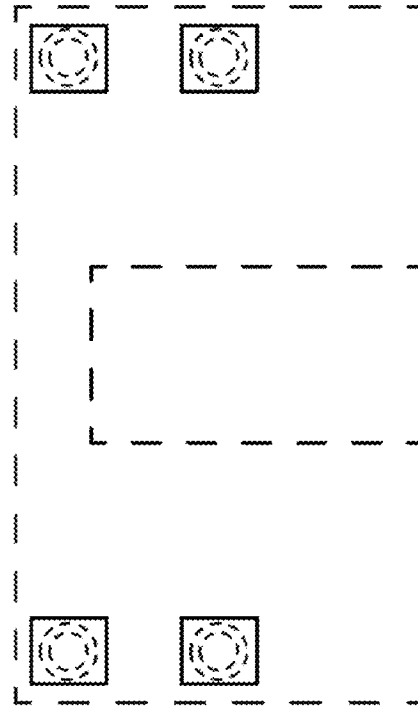


FIG. 2



FIG. 3



FIG. 4

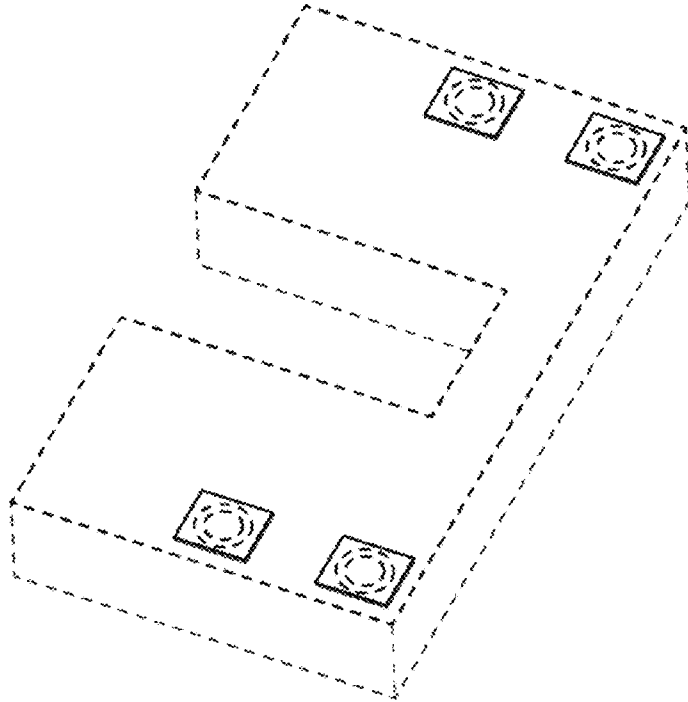


FIG. 5




FIG. 6