



US00D362745S

**United States Patent** [19]  
**Skrivanek**

[11] **Patent Number:** **Des. 362,745**

[45] **Date of Patent:** **\*\*Oct. 3, 1995**

[54] **SANDAL**

D. 351,713 10/1994 Smotrycz et al. .... D2/916  
D. 353,038 12/1994 Morris et al. .... D2/916 X

[75] **Inventor:** **Jerry A. Skrivanek**, Los Angeles, Calif.

*Primary Examiner*—Louis S. Zarfaz  
*Assistant Examiner*—Catherine R. Oliver  
*Attorney, Agent, or Firm*—Richard D. Slehofer

[73] **Assignee:** **Inter-Pacific Corporation**, Los Angeles, Calif.

[57] **CLAIM**

[\*\*] **Term:** **14 Years**

The ornamental design for sandal, as shown.

[21] **Appl. No.:** **17,152**

**DESCRIPTION**

[22] **Filed:** **Jan. 3, 1994**

[52] **U.S. Cl.** ..... **D2/916**

[58] **Field of Search** ..... D2/916, 969, 918,  
D2/946, 970, 959, 960, 917; 36/11.5, 50.1

FIG. 1 is a right elevational view of a sandal representing the design of this invention;

FIG. 2 is a left elevational view;

FIG. 3 is a front elevational view;

FIG. 4 is a rear elevational view;

FIG. 5 is a top plan view; and,

FIG. 6 is a bottom plan view.

[56] **References Cited**

**U.S. PATENT DOCUMENTS**

D. 278,946 5/1985 Chen ..... D2/917  
D. 346,271 4/1994 McDonald ..... D2/916 X

**1 Claim, 2 Drawing Sheets**

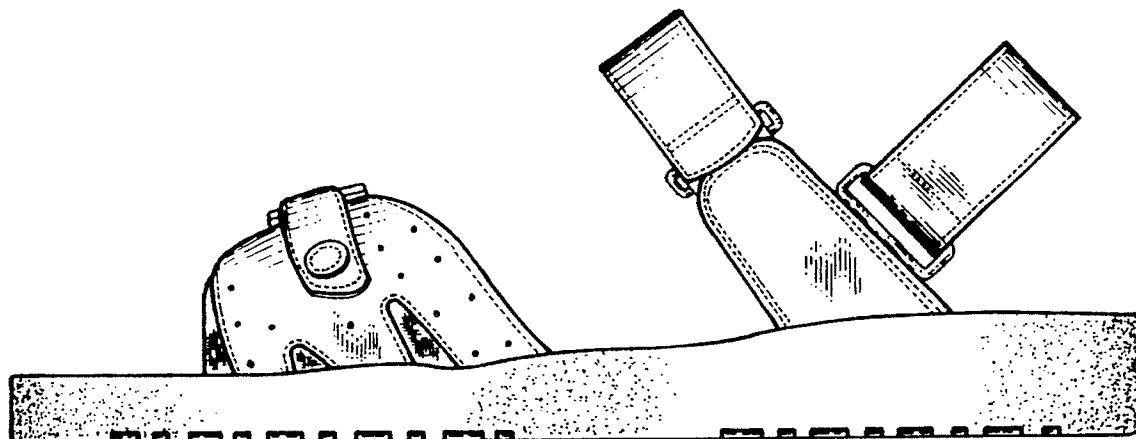


FIG. 1

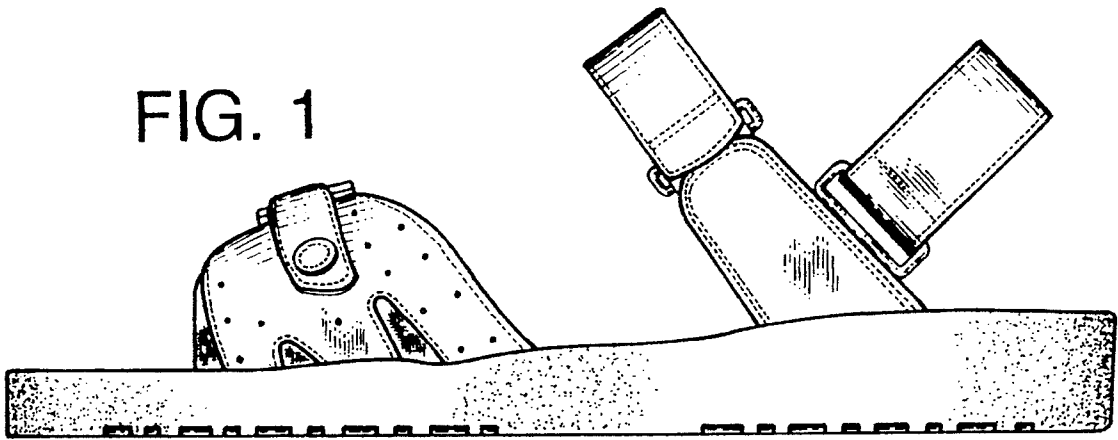


FIG. 2

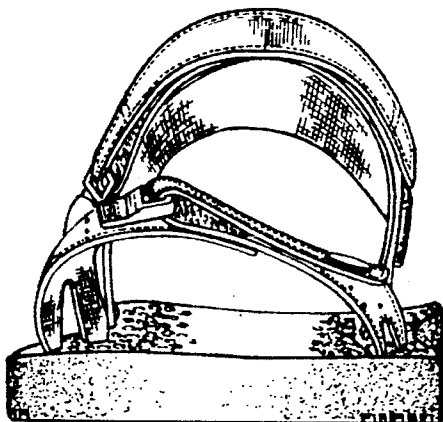
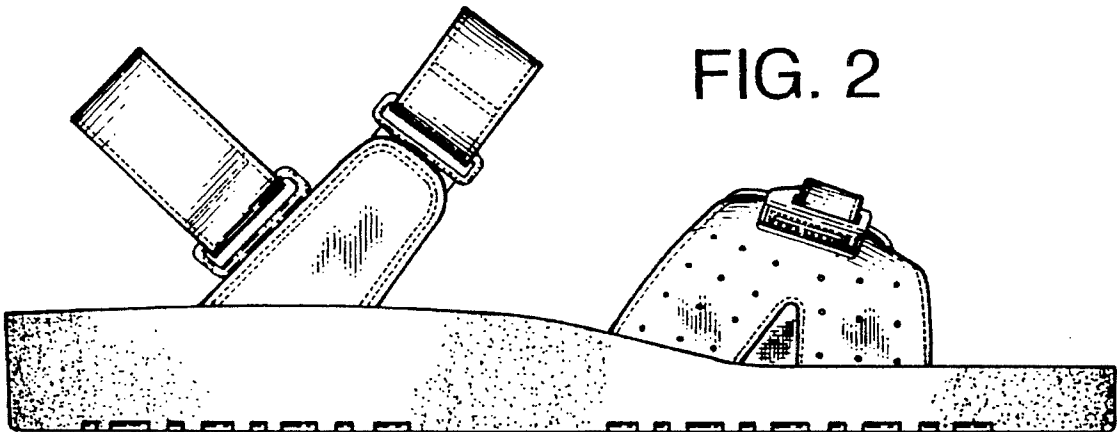


FIG. 3

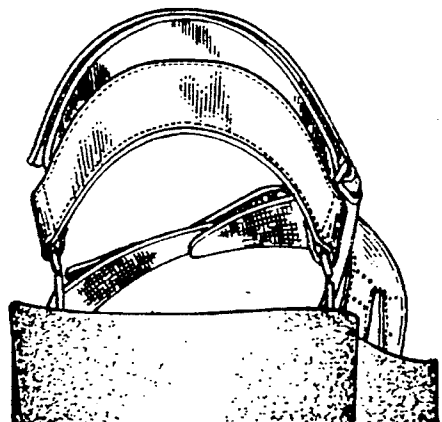


FIG. 4

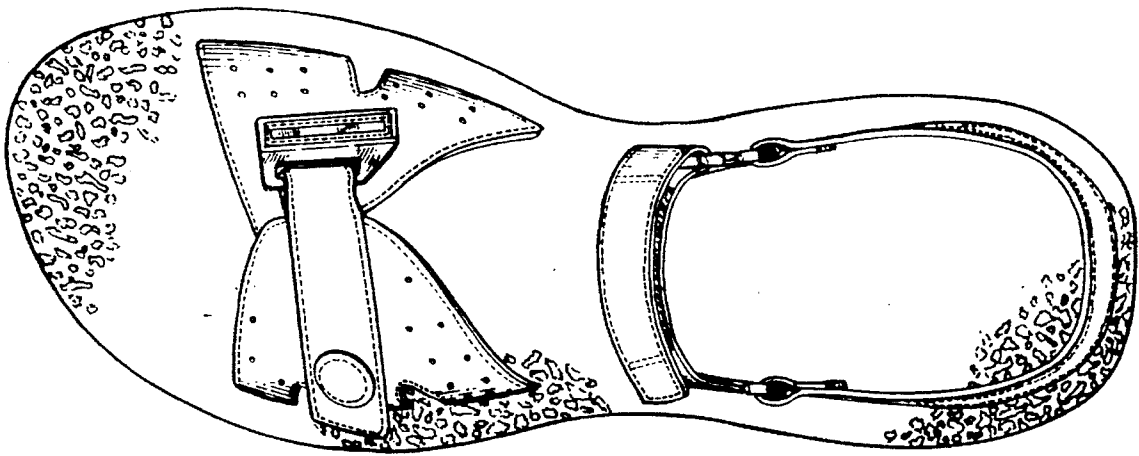


FIG. 5

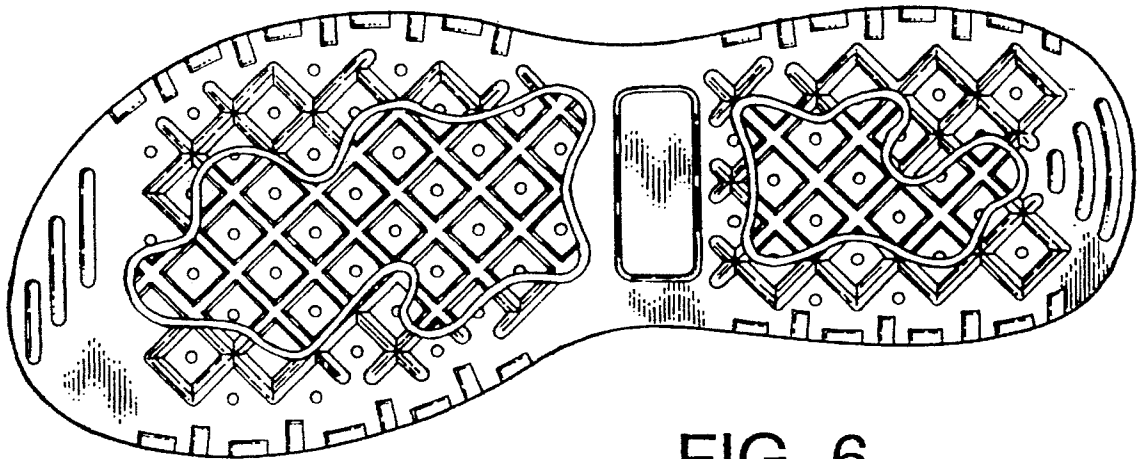


FIG. 6