



US00D833962S

(12) **United States Design Patent** (10) **Patent No.:** **US D833,962 S**
Nakamura et al. (45) **Date of Patent:** **** Nov. 20, 2018**

- (54) **TIRE TREAD**
- (71) Applicant: **BRIDGESTONE CORPORATION**,
Tokyo (JP)
- (72) Inventors: **Takamitsu Nakamura**, Tokyo (JP);
Takahiko Yamamoto, Tokyo (JP)
- (73) Assignee: **BRIDGESTONE CORPORATION**,
Tokyo (JP)
- (**) Term: **15 Years**
- (21) Appl. No.: **29/640,974**
- (22) Filed: **Mar. 19, 2018**

D577,658 S	9/2008	Murata	
D589,431 S *	3/2009	Fontaine	D12/547
D719,083 S	12/2014	Hayashi	
D730,271 S *	5/2015	Lundgren	D12/585
D738,810 S *	9/2015	Boore	D12/549
D763,173 S *	8/2016	Wu	D12/549
D775,061 S	12/2016	Ishiguro et al.	

(Continued)

FOREIGN PATENT DOCUMENTS

JP	1330848 S	5/2008
JP	1535194 S	10/2015
JP	1559926 S	10/2016

OTHER PUBLICATIONS

Office Action of Japanese Patent Application No. 2016-015873, dated Oct. 18, 2016.

(Continued)

Primary Examiner — George D. Kirschbaum
Assistant Examiner — Joseph J Kukella
(74) *Attorney, Agent, or Firm* — Sughrue Mion, PLLC

Related U.S. Application Data

- (62) Division of application No. 29/591,658, filed on Jan. 23, 2017, now Pat. No. Des. 816,015.

Foreign Application Priority Data

Jul. 26, 2016	(JP)	2016-015873
Jul. 26, 2016	(JP)	2016-015874

- (51) **LOC (11) Cl.** **12-15**
- (52) **U.S. Cl.**
USPC **D12/549**

- (58) **Field of Classification Search**
USPC D12/533-567
CPC B60C 11/0302; B60C 2011/0358; B60C
2011/0374; B60C 2011/0386; B60C
2011/0388
See application file for complete search history.

References Cited

U.S. PATENT DOCUMENTS

D313,582 S *	1/1991	Tsutsumi	D12/550
D365,051 S	12/1995	Brayer et al.	
D512,959 S	12/2005	Fukunaga	
D533,132 S	12/2006	Fontaine et al.	

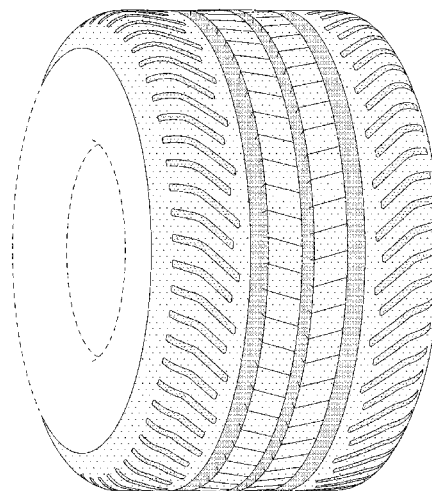
(57) **CLAIM**

The ornamental design for a tire tread, as shown and described.

DESCRIPTION

FIG. 1 is a perspective view of a tire tread showing our design;
FIG. 2 is a front view thereof;
FIG. 3 is a top view thereof;
FIG. 4 is a right side view thereof;
FIG. 5 is a fragmentary enlarged front view showing the details of the tread thereof; and,
FIG. 6 is a section view taken along line 6-6 in FIG. 5.
The broken lines are used to show portions of the tire tread that are not being claimed, and thus form no part of the claimed design.

1 Claim, 6 Drawing Sheets



(56)

References Cited

U.S. PATENT DOCUMENTS

D781,777 S 3/2017 Hayashi
D785,548 S 5/2017 Fukunaga et al.
D790,443 S 6/2017 Perrier et al.
D816,015 S * 4/2018 Nakamura D12/553

OTHER PUBLICATIONS

Notice of Allowance dated Feb. 2, 2018 issued in U.S. Appl. No.
29/591,658.

* cited by examiner

FIG. 1

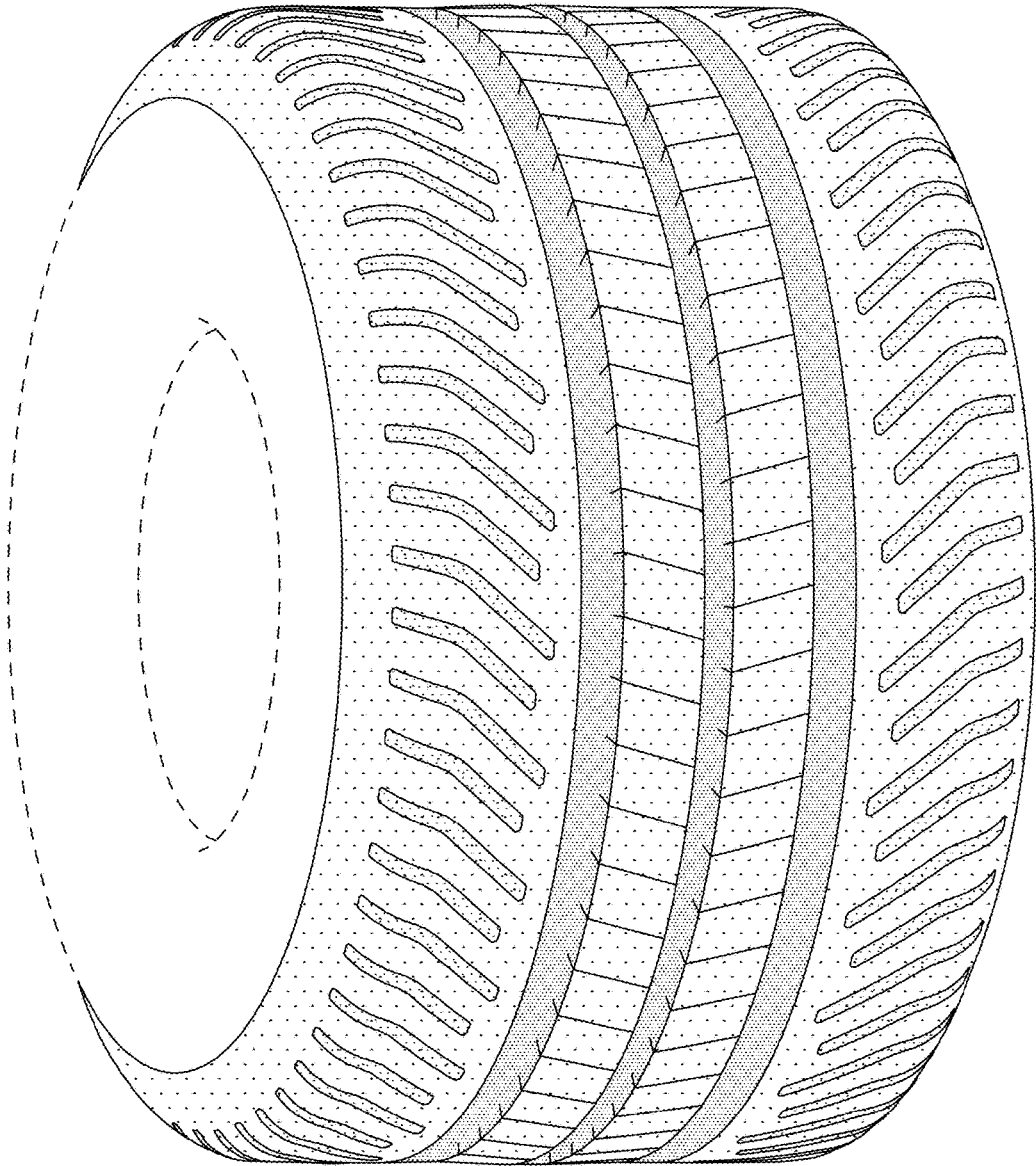


FIG. 2

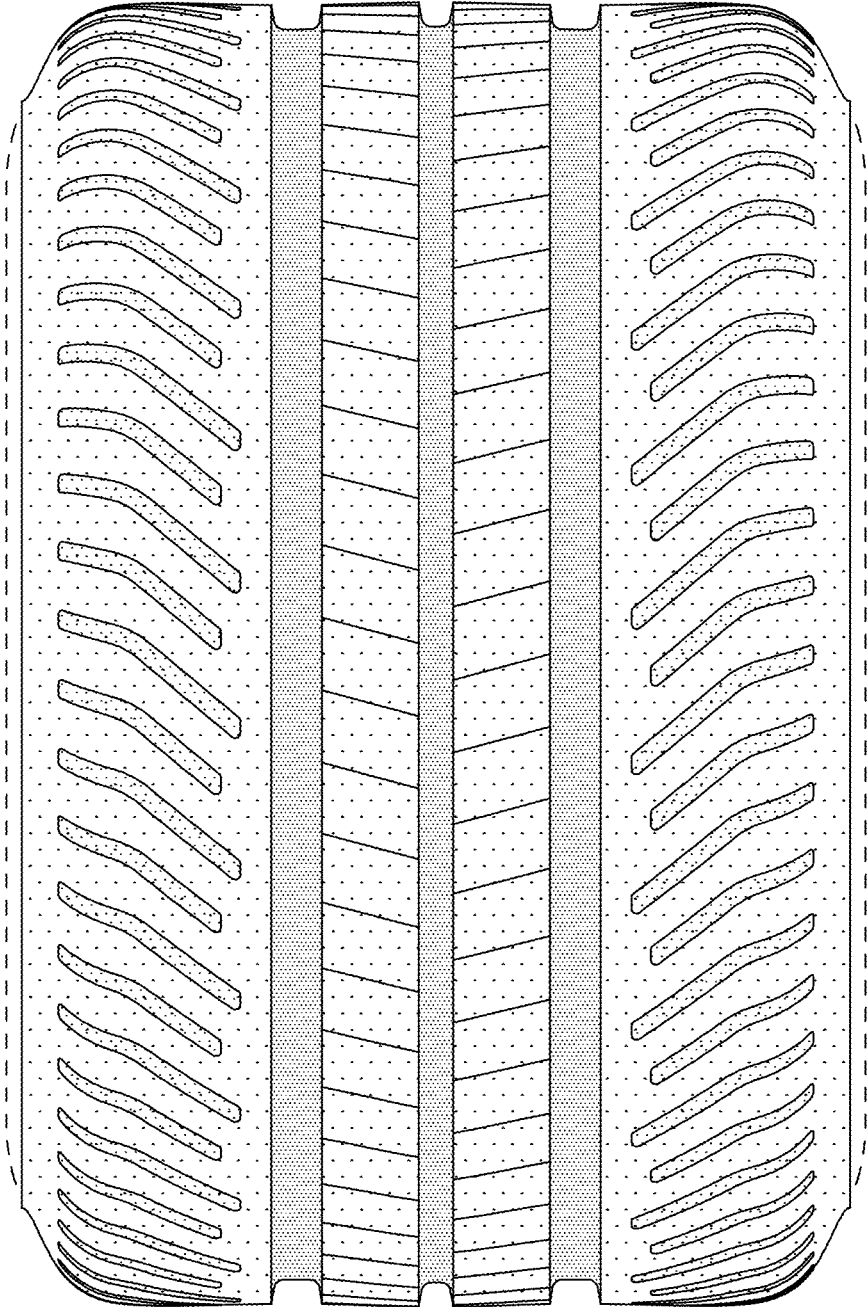


FIG. 3

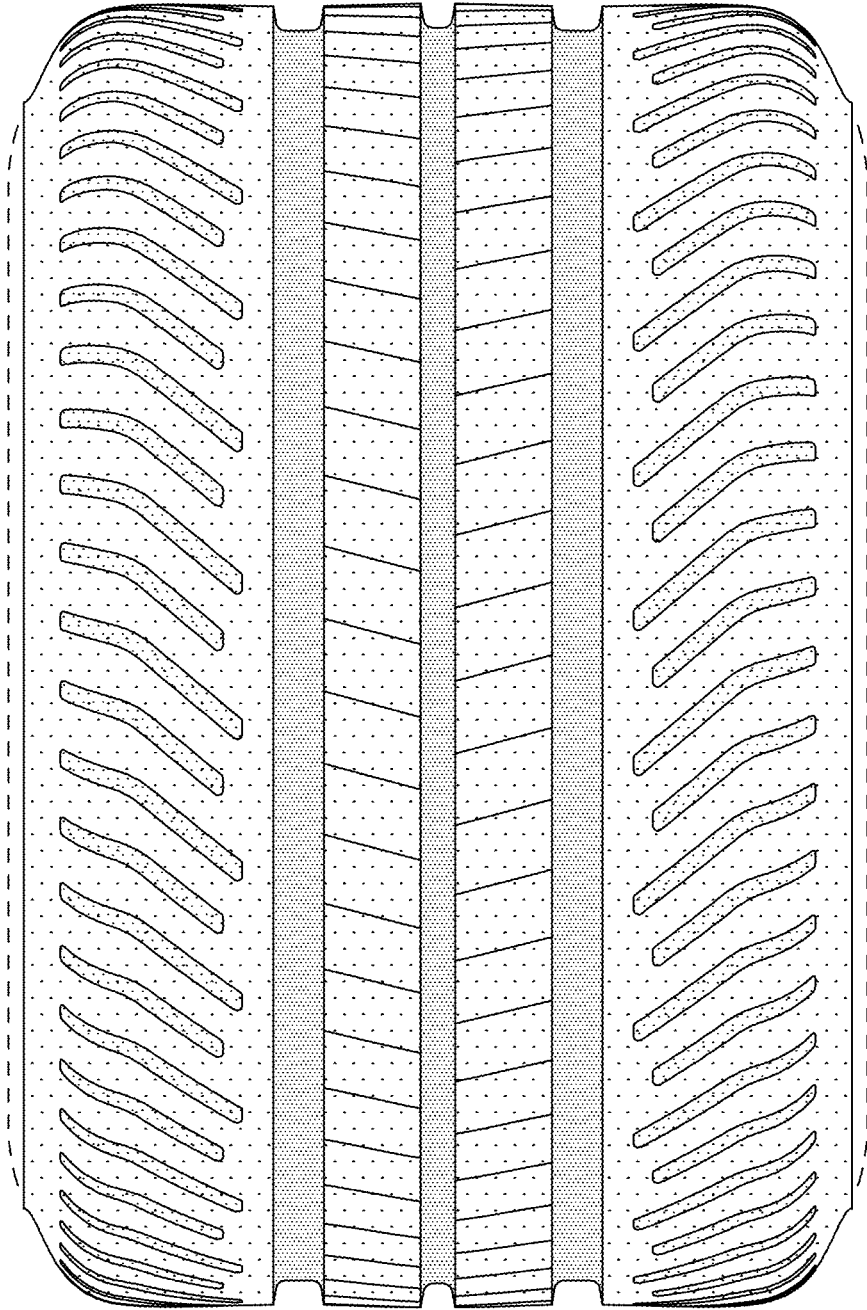


FIG. 4

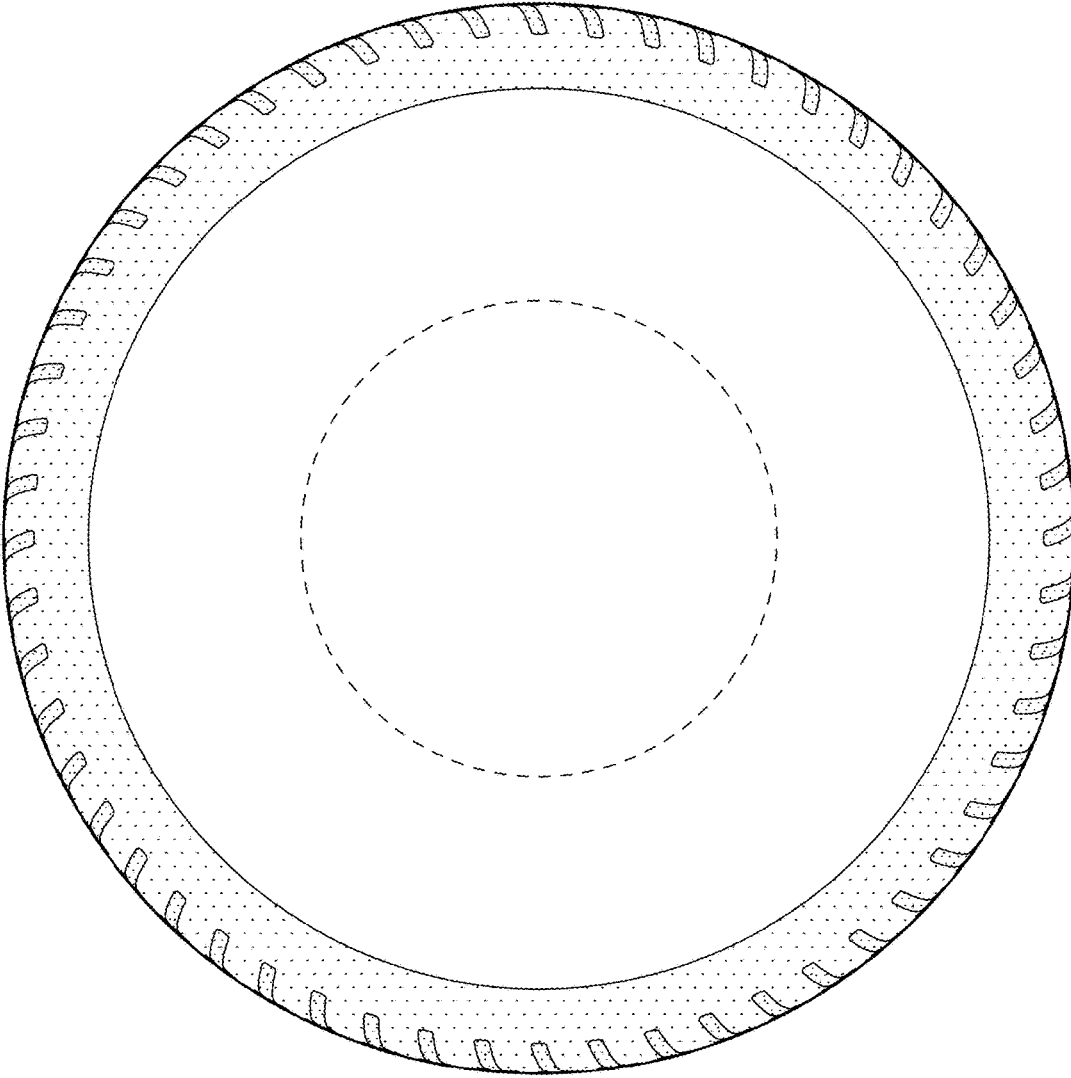


FIG. 5

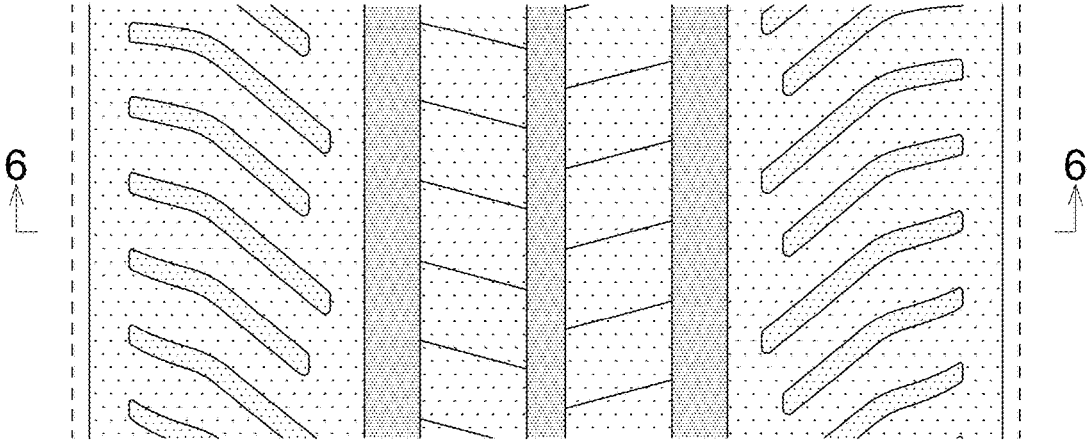


FIG. 6

