



US00D799000S

(12) **United States Design Patent**  
**Chen**

(10) **Patent No.:** **US D799,000 S**

(45) **Date of Patent:** **\*\* Oct. 3, 2017**

(54) **CONNECTOR FOR WATER SPRAYING GUN**

8,342,426 B2 \* 1/2013 Lo ..... A01G 25/14  
137/625.46

(71) Applicant: **Chin-Yuan Chen**, Changhua (TW)

D678,464 S \* 3/2013 Chen ..... D23/213

8,919,672 B2 \* 12/2014 Chen ..... B05B 1/267

(72) Inventor: **Chin-Yuan Chen**, Changhua (TW)

D782,002 S \* 3/2017 Naslund ..... D23/213

(73) Assignee: **Shin Tai Spurt Water of The Garden Tools Co. Ltd.**, Changhua (TW)

\* cited by examiner

(\*\*) Term: **15 Years**

*Primary Examiner* — Robin V Webster

(74) *Attorney, Agent, or Firm* — Che-Yang Chen; Law Offices of Scott Warmuth

(21) Appl. No.: **29/561,962**

(22) Filed: **Apr. 21, 2016**

(57) **CLAIM**

(51) **LOC (10) Cl.** ..... **23-01**

The ornamental design for a connector for water spraying gun, as shown and described.

(52) **U.S. Cl.**

USPC ..... **D23/213; D23/259**

(58) **Field of Classification Search**

USPC .... D23/213, 223, 226, 259; 239/280, 280.5, 239/281, 532

CPC ..... B05B 15/06

See application file for complete search history.

**DESCRIPTION**

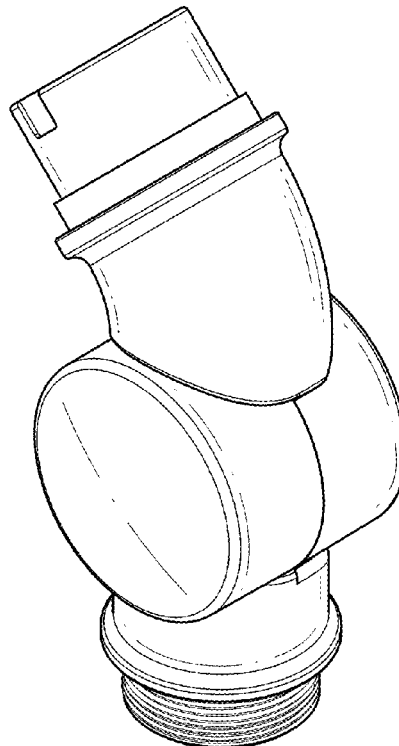
FIG. 1 is a perspective view of a connector for water spraying gun showing my new design; FIG. 2 is a front elevational view thereof; FIG. 3 is a rear elevational view thereof; FIG. 4 is a left side elevational view thereof; FIG. 5 is a right side elevational view thereof; FIG. 6 is a top plan view thereof; and, FIG. 7 is a bottom plan view thereof; and, FIG. 8 is another front view shown in a spray gun environment with the spray gun shown in broken lines and forms no part of the claimed design.

(56) **References Cited**

**U.S. PATENT DOCUMENTS**

D472,959	S *	4/2003	Alkalay	.....	D23/223
6,595,439	B1 *	7/2003	Chen	.....	B05B 15/066
					239/225.1
6,913,211	B2 *	7/2005	Chen	.....	F16L 27/12
					239/280
D513,427	S *	1/2006	Chen	.....	D23/223
D657,018	S *	4/2012	Chen	.....	D23/226
D670,786	S *	11/2012	Mauchle	.....	D23/213

**1 Claim, 5 Drawing Sheets**



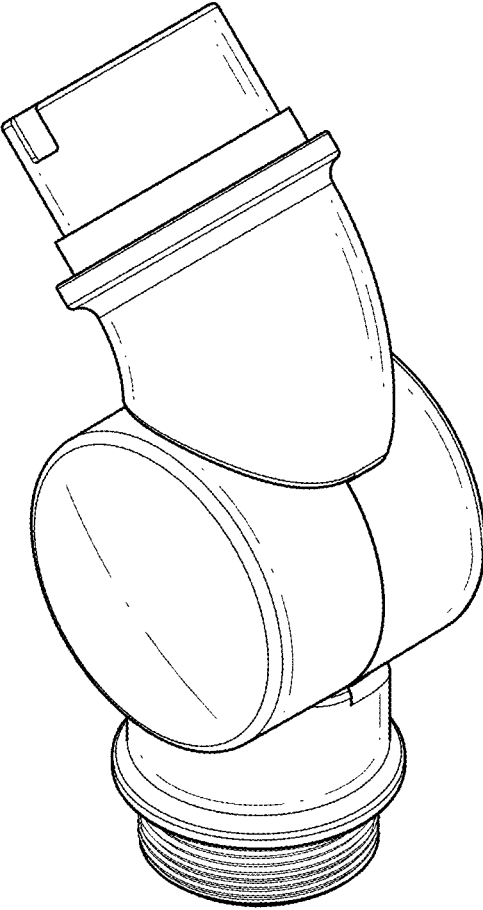


FIG. 1

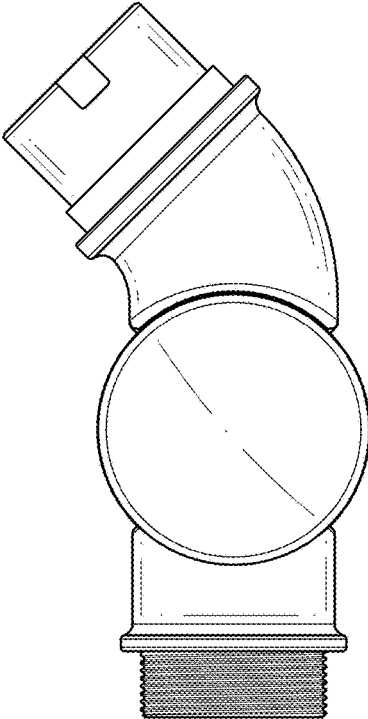


FIG. 2

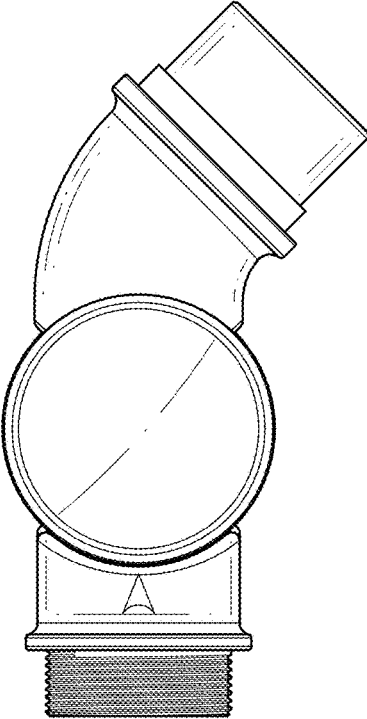


FIG. 3

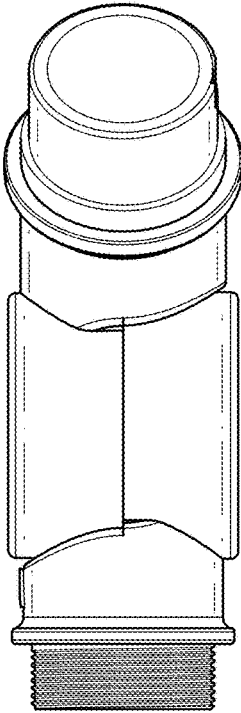


FIG. 4

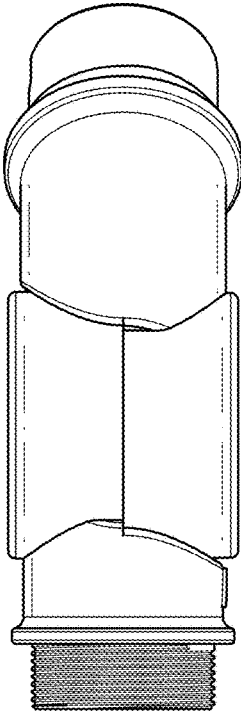


FIG. 5

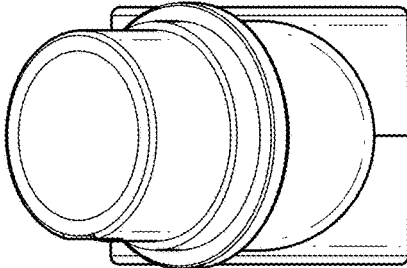


FIG. 6

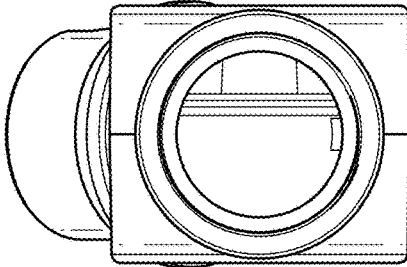


FIG. 7

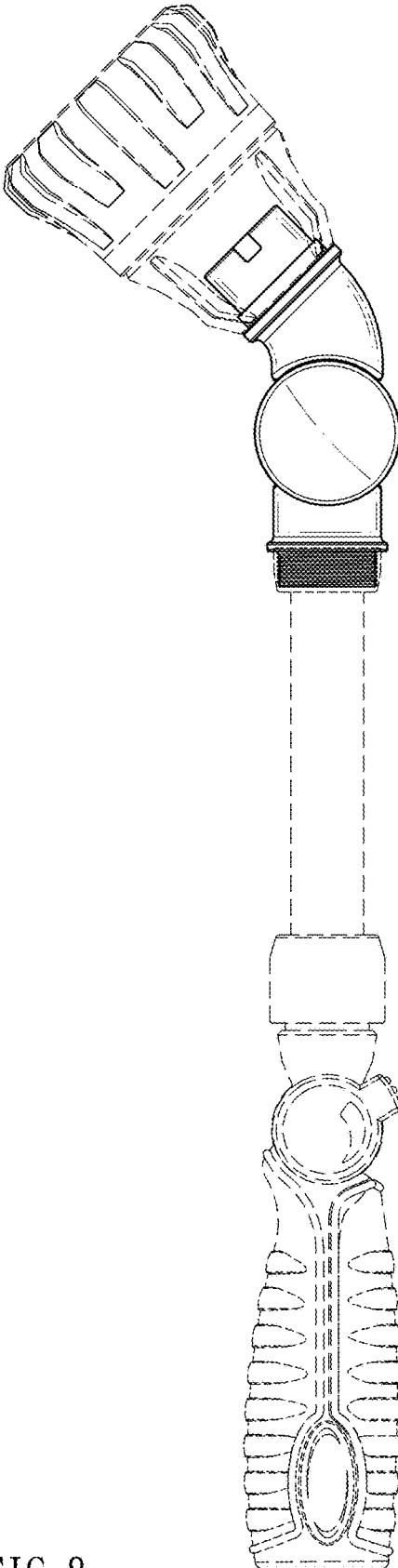


FIG. 8