

[54] CASSETTE TAPE DISPLAY CASE

[76] Inventor: Tsun T. Yeh, No. 356, Min Hu Rd., Hsin Chu City, Taiwan

[**] Term: 14 Years

[21] Appl. No.: 779,423

[22] Filed: Sep. 24, 1985

[52] U.S. Cl. D6/573; D6/553

[58] Field of Search D6/512, 553, 567, 573-574, D6/396, 407; 220/1 A, 1 R; 206/387; 221/91-92, 97-99, 197, 282, 287; 211/13, 40-43, 84, 87-88, 90, 134; 312/8-10, 12, 114, 117, 122, 126, 128-129

[56] References Cited

U.S. PATENT DOCUMENTS

- D. 232,201 7/1974 Hoffman D6/553 X
- D. 261,961 11/1981 Goldammer D6/553 X

- D. 279,745 7/1985 Kellogg D6/553 X
- D. 281,477 11/1985 Neff D6/574


Primary Examiner—Wallace R. Burke
Assistant Examiner—Brian N. Vinson
Attorney, Agent, or Firm—Kirschstein, Kirschstein, Ottinger & Israel

[57] CLAIM

The ornamental design for cassette tape display case, as shown and described.

DESCRIPTION

FIG. 1 is a perspective view of cassette tape display case showing my new design;
FIG. 2 is a front elevational view thereof;
FIG. 3 is a rear elevational view thereof;
FIG. 4 is a right side elevational view thereof;
FIG. 5 is a left side elevational view thereof;
FIG. 6 is a top plan view thereof; and
FIG. 7 is a bottom plan view thereof.



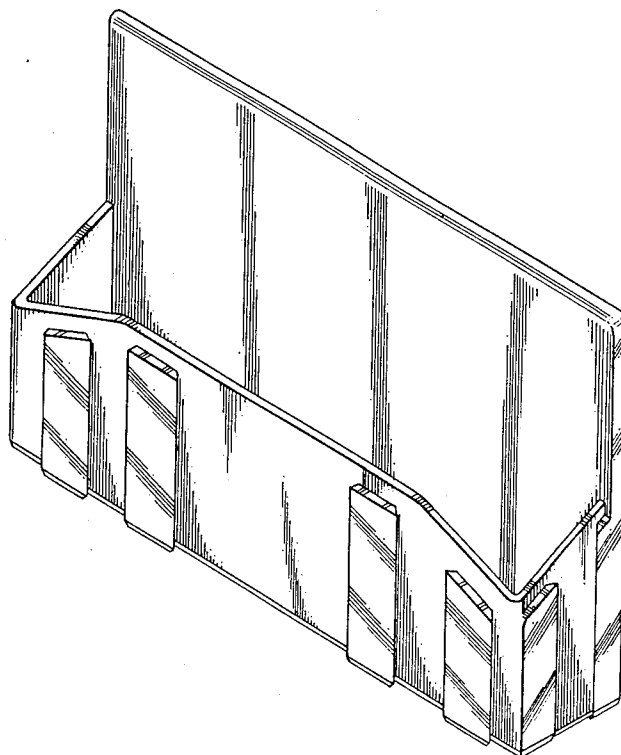


FIG. 1

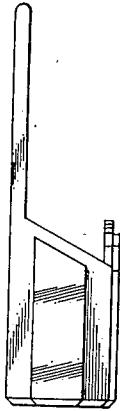


FIG. 4

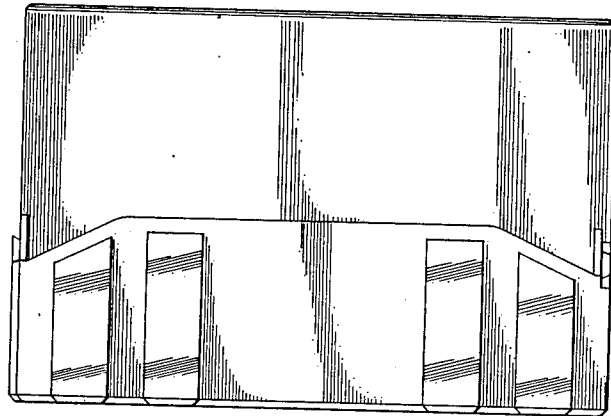


FIG. 2

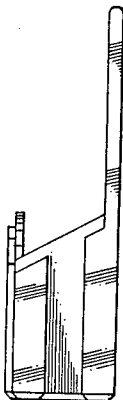


FIG. 5




FIG. 3

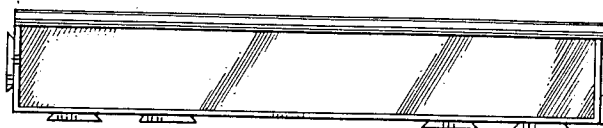


FIG. 6

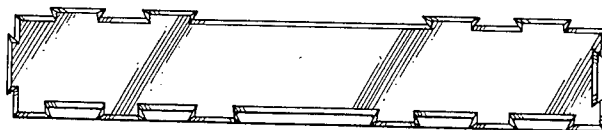


FIG. 7