

[54] PULL TAB FOR SLIDE FASTENER

169,940	11/1875	Alden	.....	D11/43
758,848	5/1904	Pejchar	.....	D11/41
2,738,560	3/1956	Hug	.....	24/427
3,309,743	3/1967	Vervi	.....	D11/86

[75] Inventors: Yasuharu Terada, Uozu; Yoshiyuki Horita, Toyama, both of Japan

[73] Assignee: Yoshida Kogyo K.K., Tokyo, Japan

Primary Examiner—A. Hugo Word  
Assistant Examiner—R. T. Seifert  
Attorney, Agent, or Firm—Hill, Van Santen, Steadman & Simpson

[\*\*] Term: 14 Years

[21] Appl. No.: 357,859

[57] CLAIM

[22] Filed: May 30, 1989

The ornamental design for a pull tab for slide fastener, as shown and described.

[52] U.S. Cl. .... D11/221; D11/79; D11/200

[58] Field of Search ..... D11/200, 201, 221, 212, D11/13, 40-47, 79-80, 85-86, 1-4; 24/381-385, 415-417, 427-431

DESCRIPTION

[56] References Cited

U.S. PATENT DOCUMENTS

D. 116,937	10/1939	Poux	.....	D11/221
D. 227,947	7/1973	Swenn	.....	D11/221
D. 280,189	8/1985	Moses et al.	.....	D11/79

FIG. 1 is a front elevational of a pull tab for slide fastener showing my new design;  
FIG. 2 is a right side elevational view;  
FIG. 3 is a top plan view;  
FIG. 4 is a bottom plan view;  
FIG. 5 is a rear elevational view; and  
FIG. 6 is a sectional view taken along the lines 6—6 of FIG. 1.

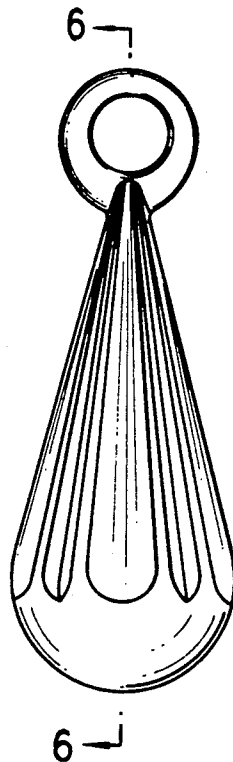


FIG. 3

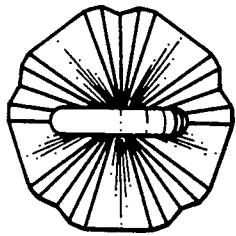


FIG. 4

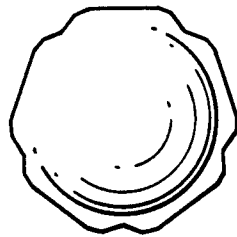


FIG. 1

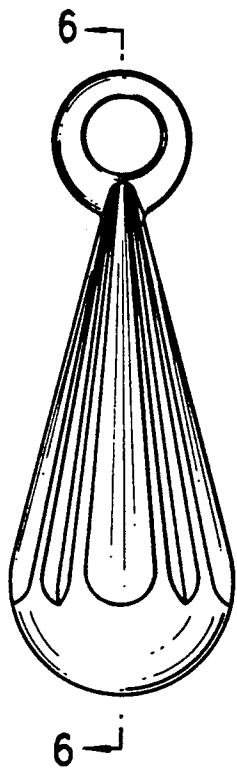


FIG. 2

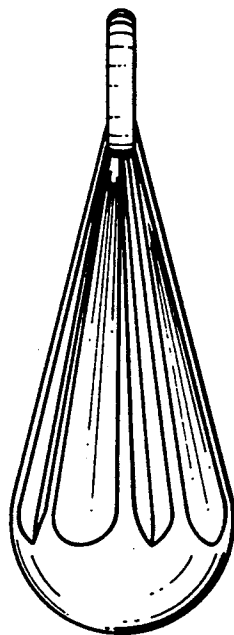


FIG. 6

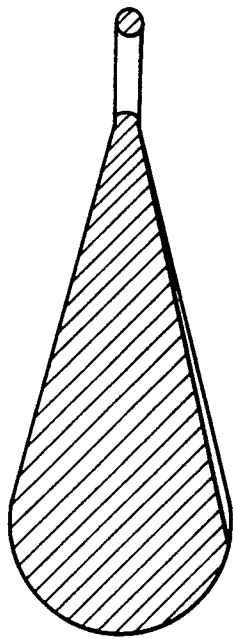


FIG. 5

