



US00D738717S

(12) **United States Design Patent**  
**Lujardo**

(10) **Patent No.:** **US D738,717 S**

(45) **Date of Patent:** **\*\* Sep. 15, 2015**

- (54) **PLANT PACKAGE**
- (71) Applicant: **Alina Alvarez Lujardo**, Miami, FL (US)
- (72) Inventor: **Alina Alvarez Lujardo**, Miami, FL (US)
- (\*\*) Term: **14 Years**
- (21) Appl. No.: **29/506,462**
- (22) Filed: **Oct. 16, 2014**
- (51) **LOC (10) Cl.** ..... **09-03**
- (52) **U.S. Cl.**  
USPC ..... **D9/418**
- (58) **Field of Classification Search**  
USPC ..... D9/418, 414-416, 430-434, 731, 429;  
D13/168; 206/750, 278; 221/155  
See application file for complete search history.

D669,868 S *	10/2012	Bacchus .....	D13/168
D703,038 S *	4/2014	McAdam .....	D9/418
D703,039 S *	4/2014	Hansen .....	D9/429
D705,056 S *	5/2014	Gagliardo et al. ....	D9/434
D706,129 S *	6/2014	Boraczek et al. ....	D9/418
D706,629 S *	6/2014	Bartels et al. ....	D9/434
D707,552 S *	6/2014	Ahn et al. ....	D9/432
D712,737 S *	9/2014	Gotur et al. ....	D9/432
2003/0201276 A1 *	10/2003	Fuller .....	221/155

\* cited by examiner

*Primary Examiner* — Holly Baynham  
*Assistant Examiner* — Rhea Shields  
(74) *Attorney, Agent, or Firm* — Donald J. Ersler

(57) **CLAIM**

The ornamental design for the plant package, as shown and described.

**DESCRIPTION**

FIG. 1 is a front elevation view of a plant package incorporating my new design;  
FIG. 2 is a left side view thereof;  
FIG. 3 is a right side view thereof;  
FIG. 4 is a rear elevation view thereof;  
FIG. 5 is a top plan view thereof;  
FIG. 6 is a front perspective view thereof; and,  
FIG. 7 is a rear perspective view thereof.

**1 Claim, 7 Drawing Sheets**

(56) **References Cited**

U.S. PATENT DOCUMENTS

1,866,323 A *	7/1932	Russell .....	206/750
5,501,323 A *	3/1996	Denesha et al. ....	206/278
D405,007 S *	2/1999	Naas, Sr. ....	D9/414
D536,965 S *	2/2007	Levy .....	D9/430
D644,096 S *	8/2011	Yadegaran .....	D9/418
D649,874 S *	12/2011	Barclay et al. ....	D9/432
D652,321 S *	1/2012	Melnick .....	D9/721






FIG. 1




FIG. 2




FIG. 3




FIG. 4



FIG. 5



FIG. 6




FIG. 7