



US00D825419S

(12) **United States Design Patent**
Saporito

(10) **Patent No.:** **US D825,419 S**

(45) **Date of Patent:** **** Aug. 14, 2018**

(54) **REAR WINDOW VALENCE FOR VEHICLES**

(71) Applicant: **Stephen Saporito**, Rockledge, FL (US)

(72) Inventor: **Stephen Saporito**, Rockledge, FL (US)

(**) Term: **15 Years**

(21) Appl. No.: **29/580,551**

(22) Filed: **Oct. 11, 2016**

(51) **LOC (11) Cl.** **12-16**

(52) **U.S. Cl.**
USPC **D12/190**

(58) **Field of Classification Search**
USPC D12/190, 192, 400, 90, 91, 92, 199, 197,
D12/86, 171, 169, 163, 110, 114
CPC B60R 13/043; B60R 2013/0293; B60R
13/02; B60R 13/04
See application file for complete search history.

(56) **References Cited**

U.S. PATENT DOCUMENTS

D556,104 S	11/2007	Saporito	
D566,022 S *	4/2008	Johnson	D12/190
D607,392 S *	1/2010	Shymkiw	D12/190
D659,059 S *	5/2012	Elmitt	D12/190

D711,303 S *	8/2014	Kang-Morales	D12/190
D713,770 S *	9/2014	Molinari	D12/190
D717,222 S *	11/2014	Waterman	D12/190
D748,547 S *	2/2016	Battams	D12/190
D763,152 S *	8/2016	Frascella	D12/190
D807,264 S *	1/2018	Henstridge	D12/190
D808,316 S *	1/2018	Piscitelli	D12/190

* cited by examiner

Primary Examiner — Katrina A Betton

(74) *Attorney, Agent, or Firm* — Brian S. Steinberger;
Law Offices of Brian S. Steinberger, P.A.

(57) **CLAIM**

The ornamental design for a rear window valance for vehicles, as shown and described.

DESCRIPTION

FIG. 1 is a top view of a rear window valance for vehicles showing my new design.

FIG. 2 is a front perspective view of the rear window valance for vehicles of FIG. 1.

FIG. 3 is a right side perspective view of the rear window valance for vehicles of FIG. 1.

FIG. 4 is a left side perspective view of the rear window valance for vehicles of FIG. 1; and,

FIG. 5 is a rear perspective view of the rear window valance for vehicles of FIG. 1.

1 Claim, 5 Drawing Sheets




FIG. 1




FIG. 2




FIG. 3




FIG. 4




FIG. 5

