



US00D584284S

(12) **United States Design Patent**  
**Carr et al.**

(10) **Patent No.:** **US D584,284 S**

(45) **Date of Patent:** **\*\* Jan. 6, 2009**

(54) **SET OF EARPHONES**

(75) Inventors: **Adam A. Carr**, Brookline, MA (US);  
**David H. Pitcher**, Worcester, MA (US)

(73) Assignee: **Bose Corporation**, Framingham, MA (US)

(\*\*) Term: **14 Years**

(21) Appl. No.: **29/259,451**

(22) Filed: **May 9, 2006**

(51) **LOC (9) Cl.** ..... **14-01**

(52) **U.S. Cl.** ..... **D14/206; D14/223**

(58) **Field of Classification Search** ..... D14/205,  
D14/206, 223; 181/129, 130; 379/430; 381/380,  
381/381, 322, 370; D24/174

See application file for complete search history.

(56) **References Cited**

**U.S. PATENT DOCUMENTS**

4,588,867 A \* 5/1986 Konomi ..... 379/430

(Continued)

**FOREIGN PATENT DOCUMENTS**

JP D1302030 5/2007

JP D1305029 7/2007

**OTHER PUBLICATIONS**

Search Report from counterpart Taiwan Application No. 095306172 dated Sep. 26, 2007.

Examination Report dated Apr. 30, 2007 from India Application No. 207112.

Examination Report dated Apr. 30, 2007 from India Application No. 207113.

Examination Report dated Sep. 27, 2007 from India Application No. 210236.

(Continued)

*Primary Examiner*—Paula A Greene

(74) *Attorney, Agent, or Firm*—Fish & Richardson P.C.

(57) **CLAIM**

The ornamental design for a set of earphones, as shown and described.

**DESCRIPTION**

FIG. 1 is a perspective view of a set of earphones showing our new design, the cord is drawn broken away to illustrate indeterminate length;

FIG. 2 is a front view of the two-earphone headset;

FIG. 3 is a rear view of the two-earphone headset;

FIG. 4 is one narrow side view of the two-earphone headset;

FIG. 5 is an opposite narrow side view of the two-earphone headset;

FIG. 6 is one broad side view of the two-earphone headset;

FIG. 7 is an opposite broad side view of the two-earphone headset;

FIG. 8 is a perspective view of one earphone shown separately for purposes of illustration of the set of earphones, the cord is drawn broken away to illustrate indeterminate length;

FIG. 9 is a front view of the set of earphones;

FIG. 10 is a rear view of the set of earphones;

FIG. 11 is one narrow side view of the set of earphones;

FIG. 12 is an opposite narrow side view of the set of earphones;

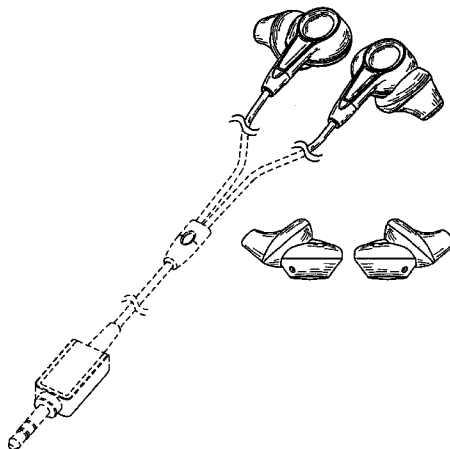
FIG. 13 is one broad side view of the set of earphones; and,

FIG. 14 is an opposite broad side view of the set of earphones.

The ornamental design is shown on an earphone in FIGS. 8 through 14 and on one earphone and as a mirror image on another earphone of a two-earphone headset in FIGS. 1 through 7.

The broken lines are included for the purpose of illustration and form no part of the claimed design.

**1 Claim, 4 Drawing Sheets**



# US D584,284 S

Page 2

## U.S. PATENT DOCUMENTS

|           |   |   |         |                  |         |
|-----------|---|---|---------|------------------|---------|
| 4,981,194 | A | * | 1/1991  | Kamon et al.     | 181/129 |
| D316,550  | S |   | 4/1991  | Sogabe           |         |
| D318,670  | S |   | 7/1991  | Taniguchi        |         |
| D318,864  | S | * | 8/1991  | Daido et al.     | D14/205 |
| D326,655  | S |   | 6/1992  | Iribe            |         |
| D331,057  | S | * | 11/1992 | Isonaga          | D14/205 |
| D334,043  | S |   | 3/1993  | Taniguchi et al. |         |
| D369,349  | S | * | 4/1996  | Hayashi          | D14/223 |
| D375,500  | S | * | 11/1996 | Bungardt et al.  | D14/223 |
| D391,572  | S |   | 3/1998  | Lee              |         |
| D430,139  | S |   | 8/2000  | Peters et al.    |         |
| D430,547  | S |   | 9/2000  | Yoon             |         |
| 6,122,369 | A |   | 9/2000  | Hwang et al.     |         |
| D431,553  | S | * | 10/2000 | Suzuki           | D14/223 |
| D457,514  | S | * | 5/2002  | Marion et al.    | D14/223 |
| D460,432  | S |   | 7/2002  | Brown            |         |
| D465,472  | S |   | 11/2002 | Bosch            |         |
| D467,907  | S |   | 12/2002 | Marion et al.    |         |
| D469,753  | S | * | 2/2003  | Andre et al.     | D14/205 |
| D511,157  | S |   | 11/2005 | Johnson          |         |
| D515,070  | S | * | 2/2006  | Andre et al.     | D14/205 |
| D526,642  | S |   | 8/2006  | Choe             |         |
| D539,268  | S | * | 3/2007  | Suzuki           | D14/206 |
| D558,735  | S |   | 1/2008  | Carr et al.      |         |
| D566,099  | S | * | 4/2008  | Komiyama         | D14/206 |

## OTHER PUBLICATIONS

Examination Report dated Sep. 27, 2007 from India Application No. 210238.

Examination Report dated Sep. 27, 2007 from India Application No. 210237.

Examination Report dated Sep. 27, 2007 from India Application No. 210235.

Office Action dated Apr. 22, 2008 from Taiwan Application No. 096303718.

Prosecution History of U.S. Appl. No. 29/275,754, retrieved from the internet on Jun. 3, 2008.

\* cited by examiner

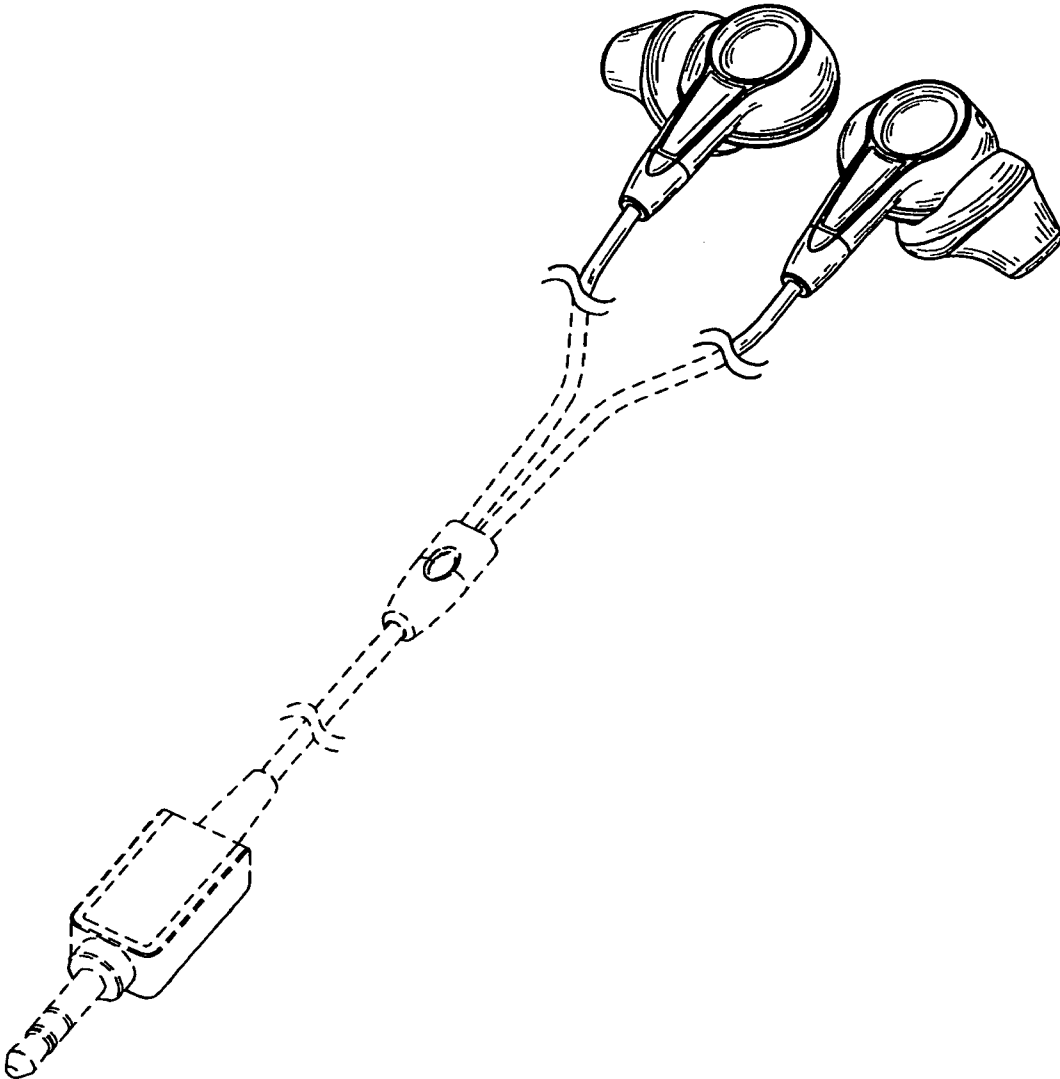


FIG. 1

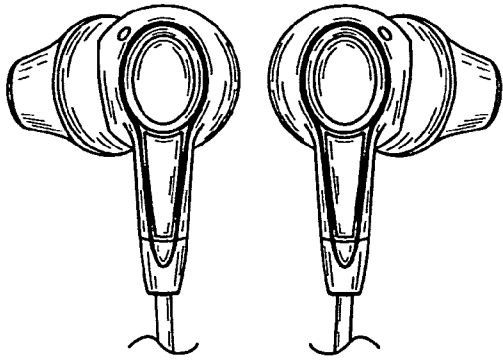


FIG. 2

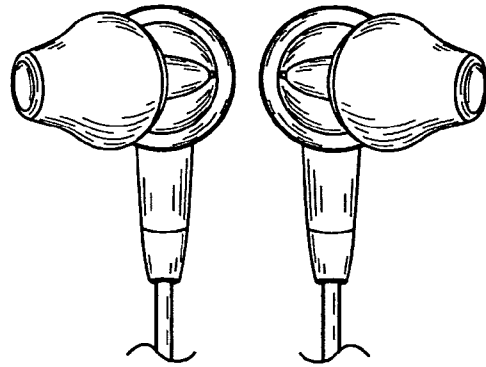


FIG. 3

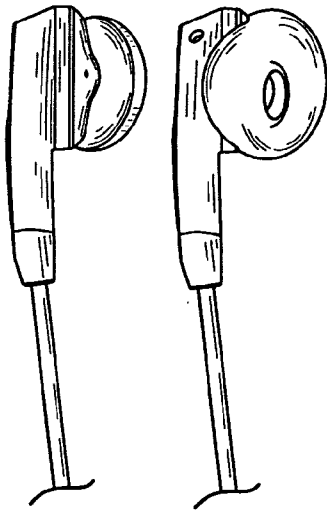


FIG. 4

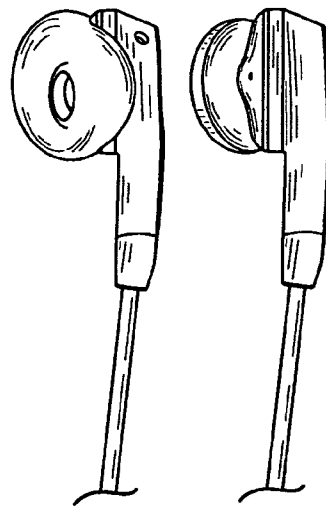


FIG. 5

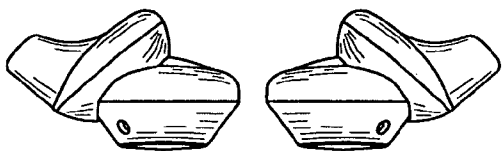


FIG. 6

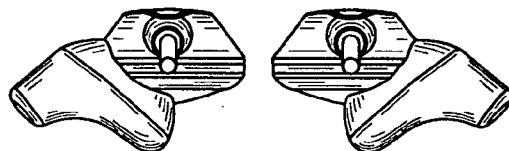


FIG. 7




FIG. 8




FIG. 9

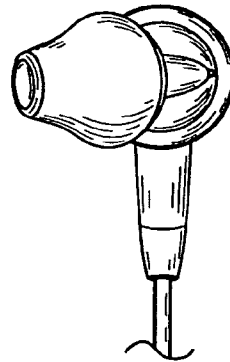


FIG. 10

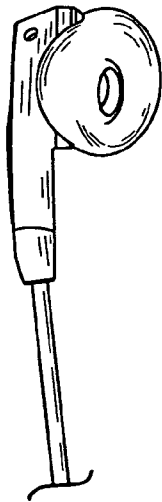


FIG. 11

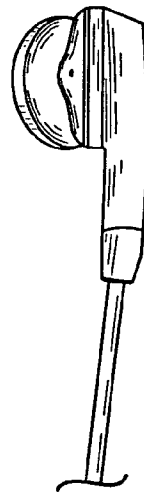


FIG. 12

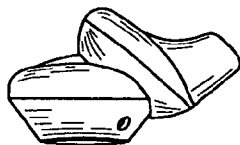


FIG. 13




FIG. 14