



US00D396406S

United States Patent [19]

[11] Patent Number: Des. 396,406

Eguchi

[45] Date of Patent: **Jul. 28, 1998

[54] FACE ATTACHMENT

[75] Inventor: Tomoo Eguchi, Utsunomiya, Japan

[73] Assignee: Nifco Inc., Yokohama, Japan

[**] Term: 14 Years

[21] Appl. No.: 73,870

[22] Filed: Jul. 18, 1997

Related U.S. Application Data

[62] Division of Ser. No. 51,019, Mar. 1, 1996.

[30] Foreign Application Priority Data

Oct. 12, 1995	[JP]	Japan	7-30288
Oct. 12, 1995	[JP]	Japan	7-30290

[51] LOC (6) CL. 08-08

[52] U.S. Cl. D8/382

[58] Field of Search D8/382, 388, 393, D8/394, 391, 390, 354, 367, 371, 373; 24/304, 306, 442, 447, 448; D11/200, 201, 226, 236, 237

[56] References Cited

U.S. PATENT DOCUMENTS

D. 307,108 4/1990 Morita D8/382 X

D. 313,740	1/1991	Witt	D8/367 X
D. 360,574	7/1995	Oda et al.	D8/382
D. 376,533	12/1996	Akend	D8/382
D. 382,466	8/1997	Hirose	D8/382
D. 384,272	9/1997	Eguchi	D8/394
3,471,903	10/1969	Northrup et al.	24/306
5,537,793	7/1996	Murashiki	D8/382 X

Primary Examiner—Paula A. Mortimer
Attorney, Agent, or Firm—Kanesaka & Takeuchi

[57] CLAIM

The ornamental design for a face attachment, as shown and described.

DESCRIPTION

FIG. 1 is a top plan view of a face attachment showing my new design;

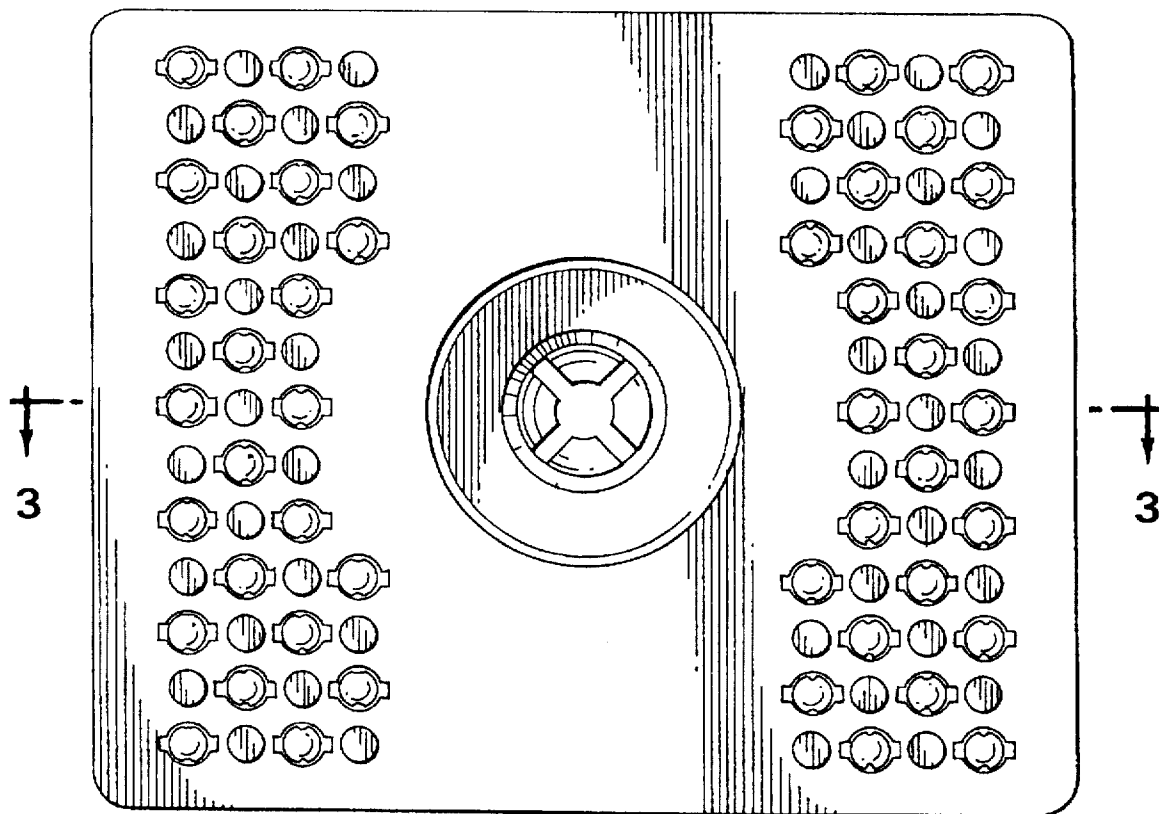
FIG. 2 is a front elevational view thereof, the rear is a mirror image;

FIG. 3 is a cross sectional view taken along line 3—3 in FIG. 1;

FIG. 4 is a right side elevational view thereof, the opposite side is a mirror image; and,

FIG. 5 is a bottom plan view thereof.

1 Claim, 2 Drawing Sheets



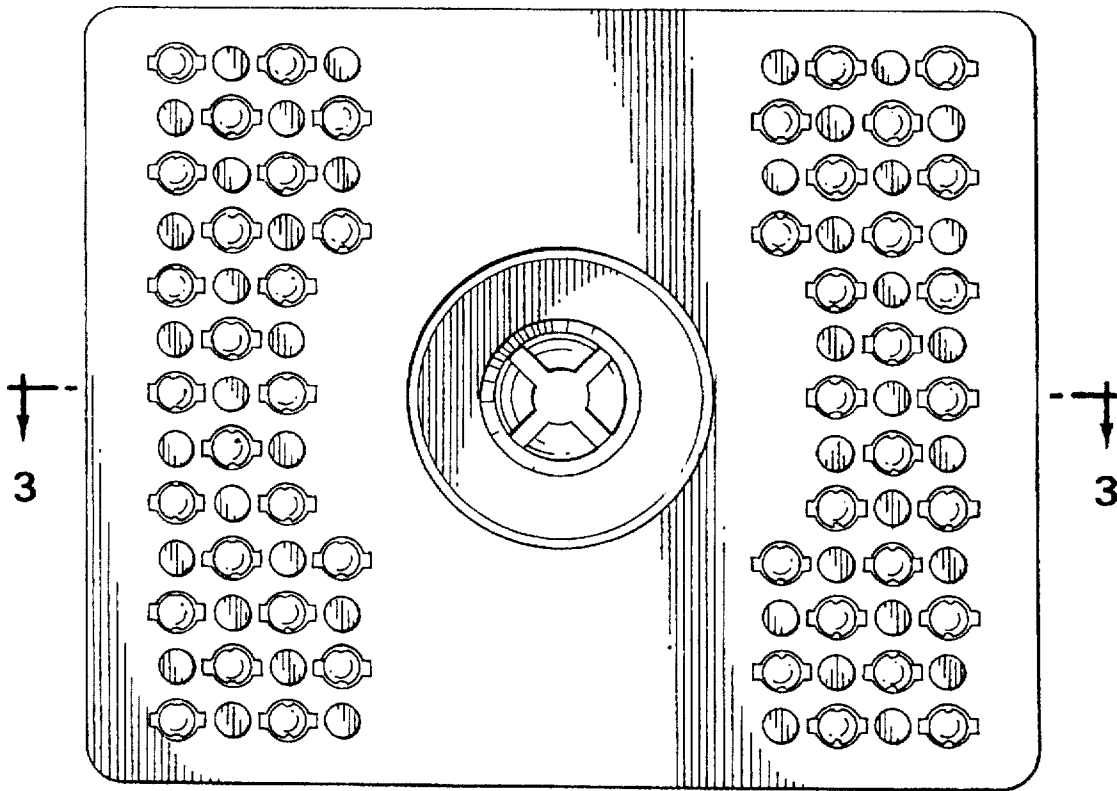


Fig. 1

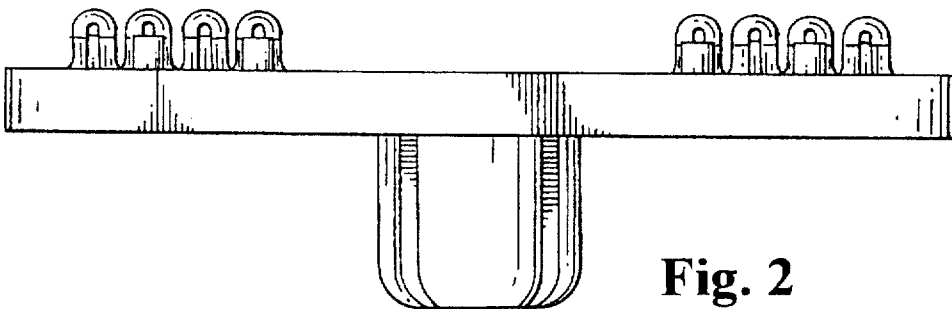


Fig. 2

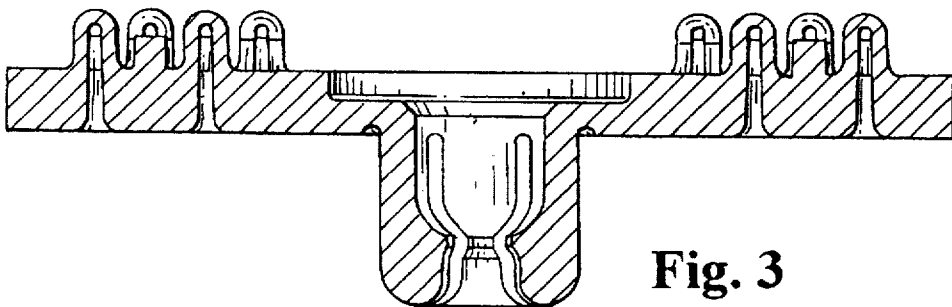


Fig. 3

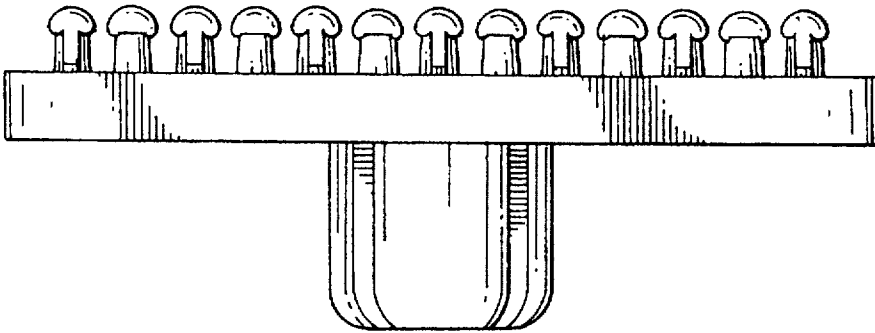


Fig. 4

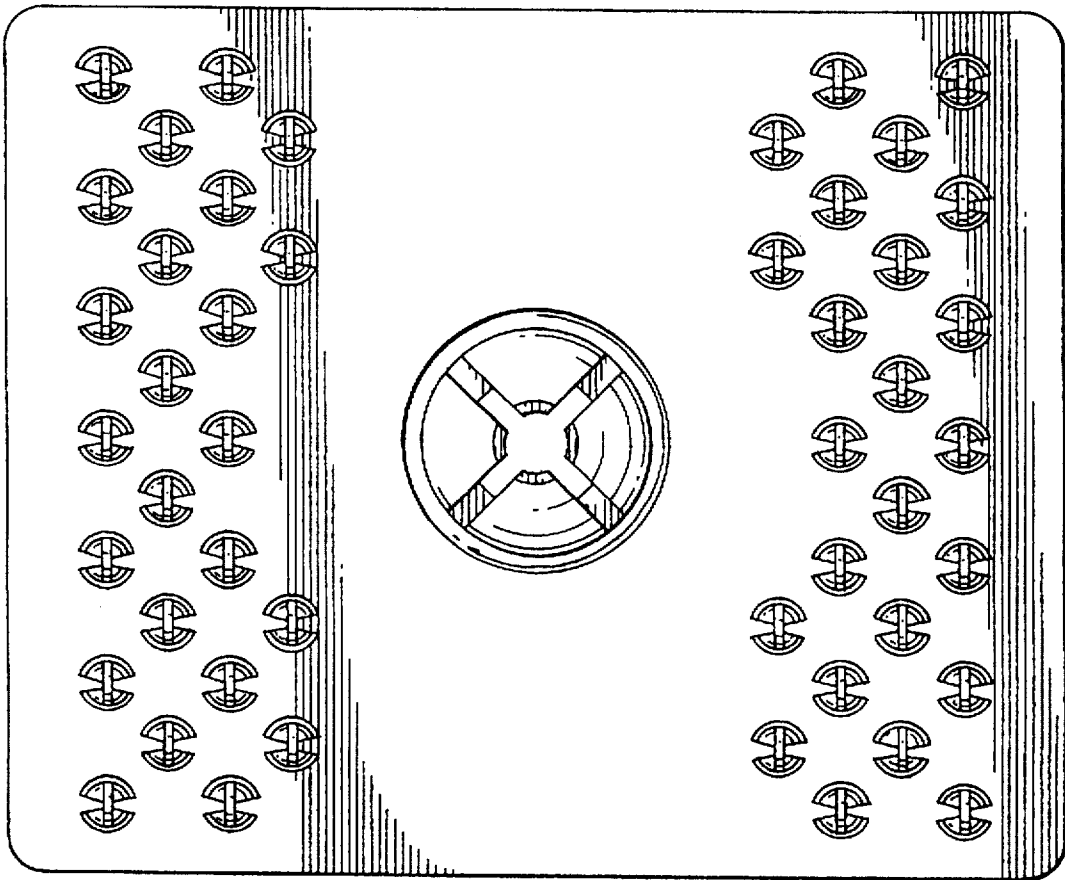


Fig. 5