



US00D374574S

# United States Patent [19]

[11] Patent Number: Des. 374,574

Grosfillex

[45] Date of Patent: \*\*\* Oct. 15, 1996

[54] TABLE

[75] Inventor: **Raymond Grosfillex**, Oyonnax, France

[73] Assignee: **Grosfillex SARL**, Oyonnax, France

[\*] Notice: The portion of the term of this patent subsequent to Jun. 11, 2110, has been disclaimed.

[\*\*] Term: **14 Years**

[21] Appl. No.: **32,142**

[22] Filed: **Dec. 8, 1994**

### [30] Foreign Application Priority Data

Jun. 9, 1994 [WO] WIPO ..... DMA/002538

[52] U.S. CL. .... **D6/480**

[58] Field of Search ..... D6/480-489, 495-499,  
D6/429; 108/150, 153, 156, 161; 248/188.7,  
188.8

### [56] References Cited

#### U.S. PATENT DOCUMENTS

D. 82,739	12/1930	French	.....	D6/480
D. 200,912	4/1965	Cleinman	.....	D6/488 X
D. 236,402	8/1975	Lubke	.....	D6/487
D. 326,575	6/1992	Grosfillex	.	
D. 342,631	12/1993	Geniele et al.	.....	D6/480
2,467,080	4/1949	Duer	.....	248/188.7

### OTHER PUBLICATIONS

Rubbermaid Casual Furniture, nine page booklet (see p. 3, Holiday 59"×36" oval table featured in top center photograph, referenced as product No. 42019).

Brown, Jordan, 1986 catalog p. 52, 39"×55"×29" oval dining table.

Evans advertisement dated Apr. 13, 1992 (see Syroco oval table featured second down on left side and Rubbermaid oval table featured third down on left side).

Kettler Wetterfest oval tables featured on catalog p. 202-K from Apr. 1985.

Jardin Industrial Mouldings, five page booklet (see p. 4, Honolulu table featured in bottom right corner photograph). Tropitone, ©1989, p. 63, #384A at left center.

Brown Jordan, ©1986, p. 4, #1667-4272 table.

Grosfillex 1989, p. 33, table at lower right.

*Primary Examiner*—Janice E. Seeger

*Attorney, Agent, or Firm*—Dowell & Dowell

### [57] CLAIM

The ornamental design for a table, as shown and described.

### DESCRIPTION

FIG. 1 is a front perspective view of a table showing my new design;


FIG. 2 is a front elevational plan view thereof;

FIG. 3 is a top plan view thereof;

FIG. 4 is a right side view thereof; and,

FIG. 5 is a bottom plan view thereof.

**1 Claim, 3 Drawing Sheets**






FIG. 1

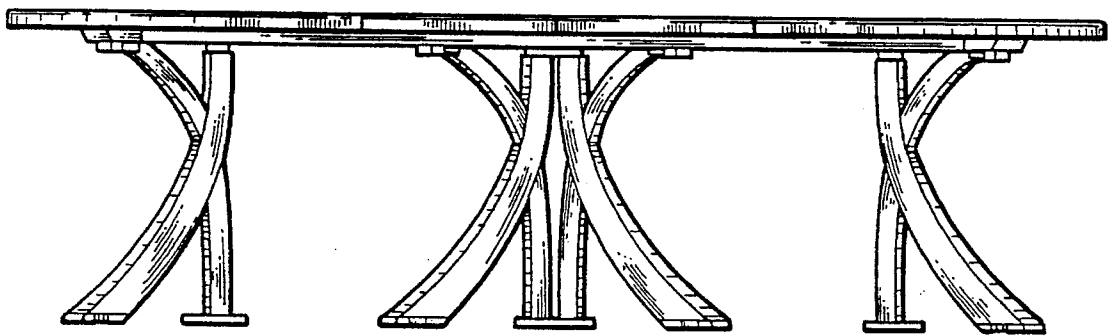


FIG. 2

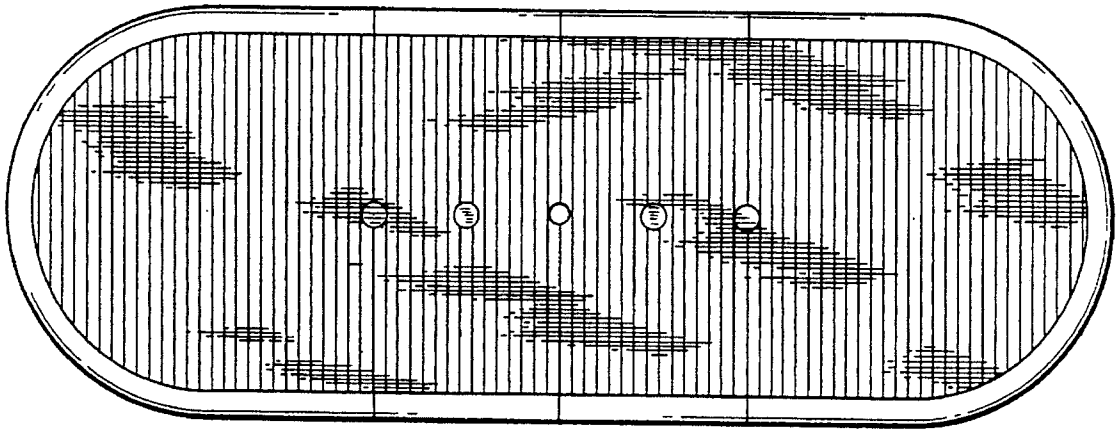


FIG. 3

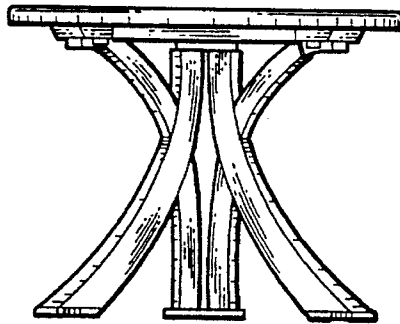


FIG. 4




FIG. 5