

[54] ELECTRONIC CALCULATOR

D. 290,374 6/1987 Yubisui ..... D18/7  
D. 291,325 8/1987 Yubisui ..... D18/7

[75] Inventors: Takahisa Yubisui; Hiroshi Sakaguchi;  
Noriko Satake, all of Osaka, Japan

OTHER PUBLICATIONS

*Best Co.*, 1978, p. 359, Letter A.  
*W. Bell Co.*, 1982, p. 243, Letter E.  
*Evans Co.*, 1983/1984, p. 295, #3.

[73] Assignee: Sharp Kabushiki Kaisha, Osaka,  
Japan

*Primary Examiner*—Nelson C. Holtje  
*Assistant Examiner*—Caron D. Veynar  
*Attorney, Agent, or Firm*—Flehr, Hohbach, Test,  
Albritton & Herbert

[\*\*] Term: 14 Years

[21] Appl. No.: 847,627

[22] Filed: Apr. 1, 1986

[57] CLAIM

The ornamental design for an electronic calculator, as shown.

[30] Foreign Application Priority Data

Oct. 3, 1985 [JP] Japan ..... 60-41801

[52] U.S. Cl. .... D18/7

[58] Field of Search ..... D18/2, 6, 7, 11, 12,  
D18/1; D10/2, 15, 30; D14/100, 106, 107;  
200/5 A; 235/61 R; 340/365, 700; 364/706-710

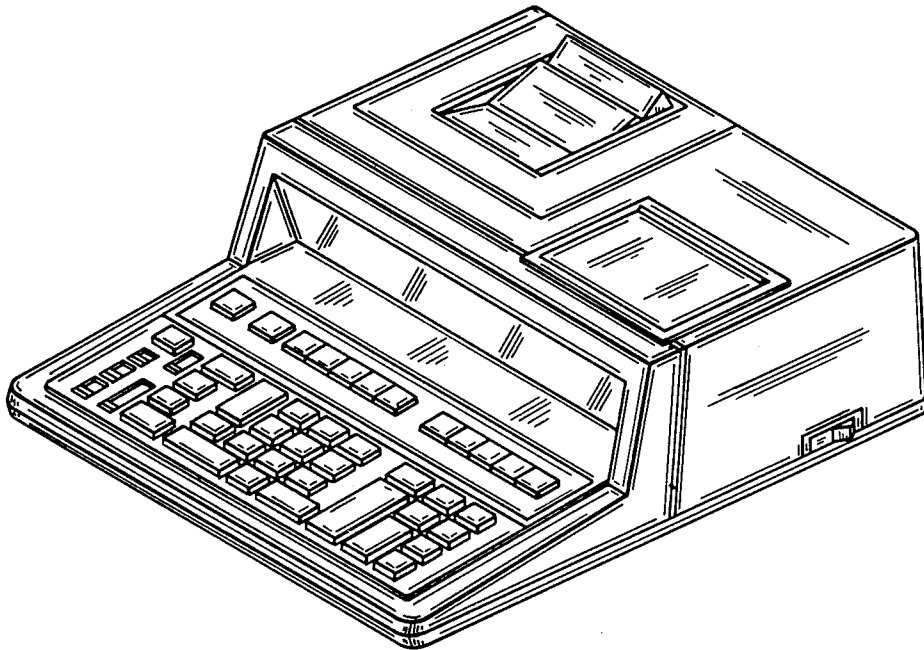
DESCRIPTION

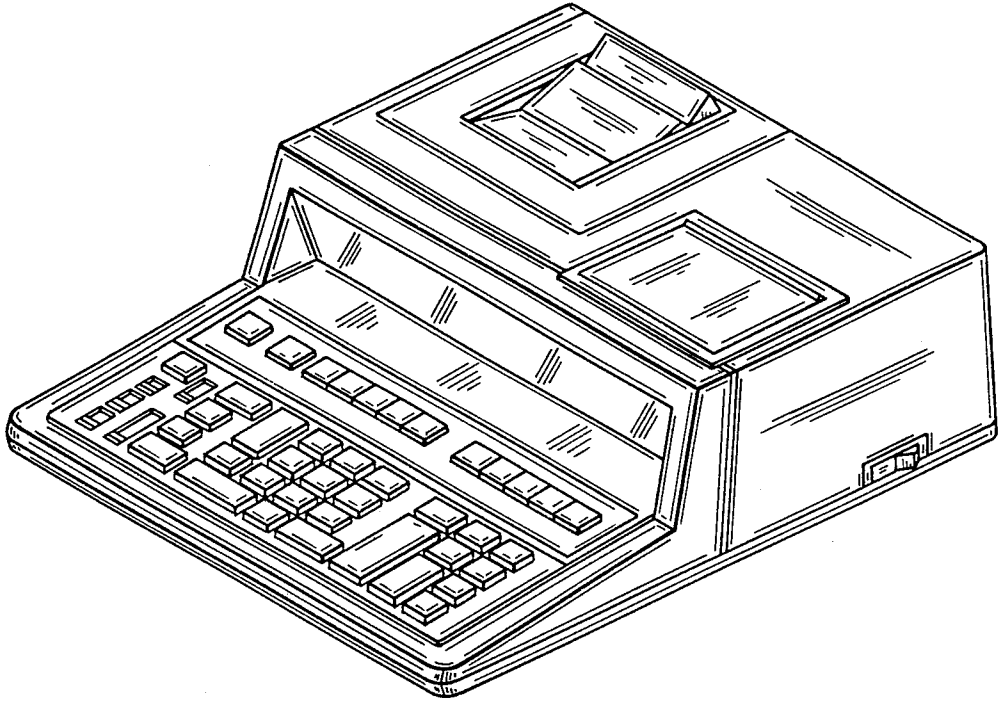
FIG. 1 is a perspective view of the electronic calculator showing our new design;  
FIG. 2 is a top plan view thereof;  
FIG. 3 is a bottom plan view thereof;  
FIG. 4 is a front elevational view thereof;  
FIG. 5 is a rear elevational view thereof;  
FIG. 6 is a right side elevational view thereof; and  
FIG. 7 is a left side elevational view thereof.

[56] References Cited


U.S. PATENT DOCUMENTS

D. 279,104 6/1985 Satake ..... D18/2  
D. 279,110 6/1985 Takahashi ..... D18/2  
D. 285,575 9/1986 Satake ..... D18/7

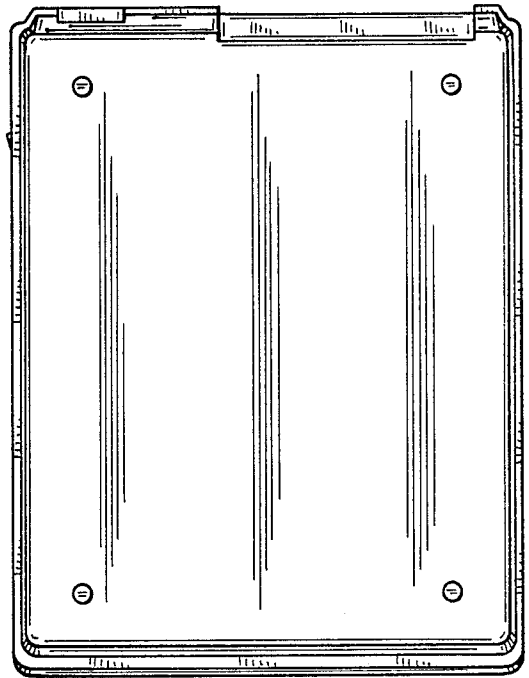




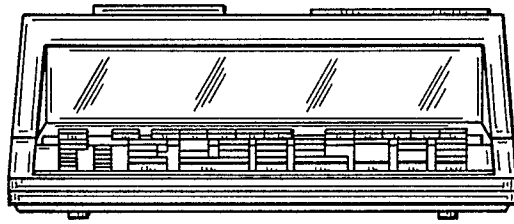
FIG\_1



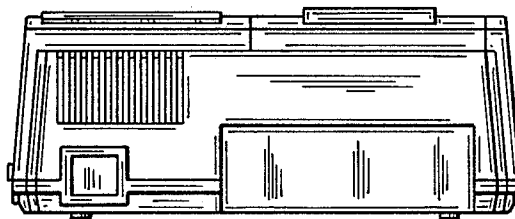
FIG\_2




FIG\_3




*FIG\_4*



*FIG\_5*



*FIG\_6*



*FIG\_7*