

(12) INTERNATIONAL APPLICATION PUBLISHED UNDER THE PATENT COOPERATION TREATY (PCT)

(19) World Intellectual Property Organization  
International Bureau



(43) International Publication Date  
5 June 2003 (05.06.2003)

PCT

(10) International Publication Number  
WO 03/046022 A1

- (51) International Patent Classification<sup>7</sup>: C08F 10/06, C08L 23/16, C08F 4/02, 2/34, C08L 23/12
- (21) International Application Number: PCT/EP02/13326
- (22) International Filing Date:  
22 November 2002 (22.11.2002)
- (25) Filing Language: English
- (26) Publication Language: English
- (30) Priority Data:  
01204693.4 27 November 2001 (27.11.2001) EP
- (71) Applicant (for all designated States except US): **BASELL POLYOLEFINE GMBH** [DE/DE]; Brühler Strasse 60, 50389 Wesseling (DE).
- (72) Inventors; and
- (75) Inventors/Applicants (for US only): **GALIMBERTI, Maurizio** [IT/IT]; Via Pannonia, 6, I-20133 Milano (IT). **FERRARO, Angelo** [IT/IT]; Via S. Stefano, 34, I-40125 Bologna (IT). **BARUZZI, Giovanni** [IT/IT]; Via Mario Azzi 37, I-44100 Ferrara (IT). **FUSCO, Ofelia** [IT/IT]; Via Mulinetto, 63, I-44100 Ferrara (IT).
- (74) Agent: **COLUCCI, Giuseppe**; Basell Poliolefine Italia S.p.A., Intellectual Property, P.le G. Donegani, 12, I-44100 Ferrara (IT).
- (81) Designated States (national): JP, US.
- (84) Designated States (regional): European patent (AT, BE, BG, CH, CY, CZ, DE, DK, EE, ES, FI, FR, GB, GR, IE, IT, LU, MC, NL, PT, SE, SK, TR).
- Declarations under Rule 4.17:**
- as to the applicant's entitlement to claim the priority of the earlier application (Rule 4.17(iii)) for all designations
  - of inventorship (Rule 4.17(iv)) for US only
- Published:**
- with international search report
  - before the expiration of the time limit for amending the claims and to be republished in the event of receipt of amendments
- For two-letter codes and other abbreviations, refer to the "Guidance Notes on Codes and Abbreviations" appearing at the beginning of each regular issue of the PCT Gazette.



WO 03/046022 A1

(54) Title: PROCESS FOR THE TREATMENT OF POLYMER COMPOSITIONS

(57) Abstract: A process for the preparation of heterophasic elastomeric polymer comprising the step of polymerizing ethylene, an alpha-olefin CH<sub>2</sub>=CHL, where L is an alkyl, cycloalkyl or aryl radical with 1-10 carbon atoms and a non-conjugated diene in the presence of a catalyst system comprising a transition metal catalyst component supported on a porous alpha-olefin polymer, characterized in that at least part of the diene is impregnated on the porous alpha-olefin polymer.

## PROCESS FOR THE PREPARATION OF POLYMER COMPOSITIONS

The present invention relates to a process for the preparation of an elastomeric polymer composition comprising the steps of polymerizing ethylene, an alpha-olefin and a non-conjugated diene in the presence of a catalyst system based on a transition metal component supported on a porous polyolefin.

The most common polyolefin elastomers produced are copolymers of ethylene and propylene (EPM) and terpolymers of ethylene, propylene and a diene (EPDM). Ordinary EPDM elastomers can be cured using such curatives as organic peroxides, phenolic resins or sulphur.

In most current EPDM production, the catalysts conventionally employed in the production of high molecular weight EPDM elastomers are soluble vanadium catalysts such as  $VCl_4$ ,  $VOCl_3$ ,  $VO(Ac)_3$ ,  $V(Acac)_3$  or  $VO(OR)_3$  where R is an alkyl group together with an organoaluminum compound. The activity of the vanadium catalysts are relatively low, e.g., producing 5-20 kg polymer/g vanadium.

Metallocene compounds have been used for the production of EPDM, for example Kaminsky et al., J. Poly. Sc., Vol. 23, 2151-2164 (1985) discloses the use of a metallocene-methylaluminumoxane (MAO) catalyst system to produce low molecular weight EPDM elastomers. Such catalysts require long reaction times and provide low yields and are therefore impractical for commercial EPDM manufacture. Other polymerization processes for producing EPDM featuring the use of a metallocene catalyst activated by an aluminumoxane such as MAO are described in U.S. 4,871,705, 5,001,205, 5,229,478 and 5,442,020, EP 347,129 and WO 95/16716. In particular, EP 593 083 describes a gas phase polymerization process for producing EPDM employing a bridged metallocene catalyst introduced in the reactor in the form of droplets.

EPDM terpolymers are often used as components for blends with other polymer having different characteristics, such as different crystallinity. In particular they are blended with isotactic polypropylene for obtaining the so-called TPV polymer.

One method of making the above mentioned blends is by mixing two different polymers after they have been polymerized to achieve a target set of properties. Such a method is very expensive and time-consuming and making reactor blends is much more desirable.

Blends by direct polymerization are well known in the art. EPDM can be blended by using soluble vanadium based catalysts by using reactors in series and making a polymer with different properties in each reactor.

WO 99/45046 relates to a process for producing reactor blends in which, in the presence of a

metallocene catalyst in one reactor EPDM terpolymers are produced and in a second reactor propylene is polymerized in the presence of the polymer produced in the first reactor.

A drawback of obtaining EPDM by using metallocene catalysts, is that the presence of the diene lowers the activity of the catalyst. Moreover, often the non-conjugated diene has a poor randomisation in the polymeric chain, especially in a gas phase process.

An object of the present invention is a process for the preparation of an elastomeric polymer composition containing EPDM polymers, in high yields and with a random incorporation of the non-conjugated diene. This can be achieved according to the invention by impregnating the diene monomer onto a porous alpha-olefin polymer.

Thus, the present invention provides a process for the preparation of elastomeric polymer compositions comprising a polymerization step in which ethylene, an alpha-olefin of formula  $\text{CH}_2=\text{CHL}$ , where L is an alkyl, cycloalkyl or aryl radical with 1-20 carbon atoms and a non-conjugated diene are polymerized in the presence of a catalyst system comprising a transition metal catalyst component supported on a porous alpha-olefin polymer, characterized in that at least part of the diene is impregnated on the porous alpha-olefin polymer. According to embodiments of the invention at least 10%, or at least 20% or at least 50% of the total diene used, is impregnated on a porous alpha-olefin polymer.

For the purpose of the present invention the term impregnated means that the diene is retained in the porous alpha-olefin polymer.

According to an embodiment, the process of the present invention comprises the following steps:

- a) impregnating a porous alpha-olefin polymer with, in any order, a non conjugated diene and a catalyst system based on a transition metal compound; and then
- b) polymerizing ethylene, an alpha olefin of formula  $\text{CH}_2=\text{CHL}$ , where L is an alkyl, cycloalkyl or aryl radical with 1-10 carbon atoms, and optionally a non-conjugated diene in the presence of the supported catalyst obtained in step a).

According to another embodiment, the impregnation step a) is performed by:

- a1) first impregnating the porous alpha-olefin polymer with the non-conjugated diene; and then
- a2) impregnating the product obtained in step a1) with the catalyst based on a transition metal compound.

The polymerization process can be carried out in the liquid phase in the presence or absence of

an inert hydrocarbon solvent, or in the gas phase. When present, the hydrocarbon solvent can be either aromatic, such as toluene, or aliphatic, such as propane, hexane, heptane, isobutane or cyclohexane. When the polymerization step b) is carried out in the gas phase, it is suitably done in a fluidized bed reactor.

The polymerization temperature is generally comprised between -100°C and +200°C, and, suitably, between 10°C and +90°C. The polymerization pressure is generally comprised between 0,5 and 100 bar.

The porous alpha-olefin polymer is a polymer obtained by polymerizing ethylene or olefins of formula  $\text{CH}_2=\text{CHL}$ , where L is an alkyl, cycloalkyl or aryl radical with 1-20 carbon atoms. examples of alpha-olefins polymers are: polyethylene, polypropylene, polybutene, copolymers of propylene and copolymers of ethylene. It is generically used in an amount comprised between 5% and 70% by weight of the total polymer produced in the process, preferably between 10% and 50% by weight, more preferably between 25% and 50% by weight. Said alpha-olefin polymer has a pore volume greater than 0.45 cc/g (determined by mercury absorption); preferably, greater than 0.5 cc/g; more preferably greater than 0.55 cc/g. In a suitable embodiment said porous alpha-olefin polymer is an homopolymer or a copolymer of propylene or ethylene.

Two particularly suitable classes of porous propylene polymers are those obtained according to WO 0146272 and WO 02/22732 particularly good results are obtained when the catalyst described in WO 0146272 is used with the process described in WO 02/22732. Polymers obtained according to WO 0146272 have a high content of the so-called stereoblocks, i.e. of polymer fractions which, although predominantly isotactic, contain a not negligible amount of non-isotactic sequences of propylene units. In the conventional fractionation techniques such as the TREF (Temperature Rising Elution Temperature) those fractions are eluted at temperatures lower than those necessary for the more isotactic fractions. The polymers obtained according to the process described in WO 02/22732 show improved porosities.

A suitable propylene homopolymer used as support in step a) has the following characteristics:

- flexural modulus (METHOD ASTM D-5023) lower than 1200 Mpa; preferably lower than 1000 Mpa, more preferably lower than 900 Mpa.
- in the Temperature Rising Elution Temperature analysis (TREF) the fraction eluted at a temperature range from 25°C to 97° is higher than 20% preferably higher than 30%; more preferably higher than 40% of the total polymer eluted;
- a melting enthalpy lower than 90 J/g; preferably lower than 80 J/g; more preferably lower

than 70 J/g;

- a pore volume (determined by mercury absorption) greater than 0.45 cc/g; preferably greater than 0.5 cc/g; more preferably greater than 0.55 cc/g.

The use of this class of polymers give rise a better impregnation of the diene and of the transition metal catalyst component that leads to an increasing of the activity of the catalyst system in the presence of the diene and to a reducing of the fouling. Moreover, with this polymer the compatibility between the polymeric matrix and the terpolymer is enhanced.

Preferably the elastomeric terpolymer prepared in step b) contains from 20% to 90% by weight of ethylene derived units, more preferably from 30% to 85% by weight, even more preferably from 35% to 70% by weight.

In a suitable embodiment, the alpha-olefin component of formula  $\text{CH}_2=\text{CHL}$  is selected from the group consisting of  $\text{C}_1\text{-C}_{20}$  alpha-olefins. Illustrative non-limiting examples of such alpha-olefins are propylene, 1-butene, 1-pentene, 1-hexene, 1-octene and 1-dodecene. Preferred alpha-olefin is propylene. Elastomeric polymers generally contain from 10% to 80% by weight, more preferably from 20% to 65% by weight, of  $\text{CH}_2=\text{CHL}$  derived units, preferably of propylene derived units.

The non-conjugated diene component of the terpolymer, which is impregnated on the porous alpha olefin polymer at least in part before the polymerization step, can be a straight chain, branched chain or cyclic hydrocarbon diene having from 6 to 20 carbon atoms. Examples of suitable non-conjugated dienes are:

- straight chain acyclic dienes, such as 1,4-hexadiene and 1,6-octadiene;
- branched chain acyclic dienes, such as 5-methyl-1,4-hexadiene, 3,7-dimethyl-1,6-octadiene, 3,7-dimethyl-1,7-octadiene and mixed isomers of dihydro myricene and dihydroocinene;
- single ring alicyclic dienes, such as 1,3-cyclopentadiene, 1,4-cyclohexadiene, 1,5-cyclooctadiene and 1,5-cyclododecadiene;
- multi-ring alicyclic fused and bridged ring dienes, such as tetrahydroindene, methyl tetrahydroindene, dicyclopentadiene, bicyclo-(2,2,1)-hepta-2, 5-diene; and
- alkenyl, alkylidene, cycloalkenyl and cycloalkylidene norbornenes, such as 5-methylene-2-norbornene (MNB), 5-propenyl-2-norbornene, 5-isopropylidene-2-norbornene, 5-(4-cyclopentenyl)-2-norbornene, 5-cyclohexylidene-2-norbornene, 5-vinyl-2-norbornene and norbornadiene.

Preferred dienes are 1,4-hexadiene (HD), 5-ethylidene-2-norbornene (ENB), 5-vinylidene-2-

norbornene (VNB), 5-methylene-2-norbornene (MNB) and dicyclopentadiene (DCPD).

Particularly preferred dienes are 5-ethylidene-2-norbornene (ENB) and 1,4-hexadiene (HD).

The non-conjugated dienes are generally incorporated into the terpolymer in an amount from 0.5% to about 20% by weight; preferably from 1% to 15% by weight, and more preferably from 2% to 10% by weight. If desired, more than one diene may be incorporated simultaneously, for example HD and ENB, with total diene incorporation within the limits specified above.

The diene can be impregnated into the porous polymer with various methods. For example, the porous polymer can be put in contact with a solution of the diene in a solvent such as propane, under stirring. The solvent is then removed, for example, by flashing the solution.

Non limitative examples of the transition metal catalyst component are compounds of titanium not containing metal- $\pi$  bonds supported on a Mg halide, compounds of vanadium and metallocene compounds.

In an embodiment the catalyst system used in the process of the present invention comprises:

- A) a compound of formula  $TiCl_4$ ,  $TiCl_3$  or  $Ti(OT^1)_fT_{g-f}^2$ ,  $T^1$  being a hydrocarbon radical containing up to 15 carbon atoms or a  $-COT^3$  group,  $T^3$  being a hydrocarbon radical containing up to 15 carbon atoms,  $T^2$  being a halogen,  $f$  ranges from 1 to 4 and  $g$  is the valence of titanium, supported on Mg halide, preferably on active  $MgCl_2$ ;
- B) an internal electron-donor;
- C) an aluminium-alkyl compound (Al-alkyl); and optionally
- D) one or more external electron-donors.

Non-limiting examples of aluminium-alkyl compounds are compound of formula  $H_jAlR^{17}_{3-j}$  or  $H_jAl_2R^{17}_{6-j}$ , where  $R^{17}$  substituents, same or different, are hydrogen atoms, halogen atoms,  $C_1$ - $C_{20}$ -alkyl,  $C_3$ - $C_{20}$ -cycloalkyl,  $C_6$ - $C_{20}$ -aryl,  $C_7$ - $C_{20}$ -alkylaryl or  $C_7$ - $C_{20}$ -arylalkyl, optionally containing silicon or germanium atoms with the proviso that at least one  $R^{17}$  is different from halogen, and  $j$  ranges from 0 to 1, being also a non-integer number. Example of these compounds are  $Al(Me)_3$ ,  $Al(Et)_3$ ,  $AlH(Et)_2$ ,  $Al(iBu)_3$ ,  $AlH(iBu)_2$ ,  $Al(iHex)_3$ ,  $Al(iOct)_3$ ,  $AlH(iOct)_2$ ,  $Al(C_6H_5)_3$ ,  $Al(CH_2-CH(Me)CH(Me)_2)_3$ ,  $Al(CH_2C_6H_5)_3$ ,  $Al(CH_2CMe_3)_3$ ,  $Al(CH_2SiMe_3)_3$ ,  $Al(Me)_2iBu$ ,  $Al(Me)_2Et$ ,  $AlMe(Et)_2$ ,  $AlMe(iBu)_2$ ,  $Al(Me)_2iBu$ ,  $Al(Me)_2Cl$ ,  $Al(Et)_2Cl$ ,  $AlEtCl_2$  and  $Al_2(Et)_3Cl_3$ , wherein Me = methyl, Et = ethyl, iBu = isobutyl, iHex = isoheptyl, iOct = 2,4,4-trimethyl-pentyl. The above mentioned Al-alkyl compounds can be used either alone or in mixtures thereof. Amongst the above aluminium compounds,

trimethylaluminium (TMA), triisobutylaluminium (TIBAL) and tris(2,4,4-trimethylpentyl)aluminium (TIOA) are preferred.

The internal electron-donor compounds can be selected from ethers, esters, amines, ketones and the like. Non-limiting examples are alkyl esters, cycloalkyls and aryls of polycarboxylic acids, such as phthalic and maleic esters and ethers, such as those which are described in EP-A 45977, the disclosure of which is incorporated herein by reference. The external donor can be the same or can be different from the internal donor. A particularly preferred class of external donor comprises alkyl or alkoxy silanes of formula  $R^{1a}_cR^{2a}_dSi(OR^{3a})_e$  wherein  $R^{1a}$ ,  $R^{2a}$  and  $R^{3a}$  equal to or different from each other are  $C_1$ - $C_{20}$  alkyl radical, c and d range from 0 to 2 being c+d equal to 1 or 2 and e is 2 or 3 being c+d+e = 4. When using diether compounds as those as disclosed in the European patent application EP-A-361494, the stereospecificity of the catalyst is sufficiently high, such that the presence of an external-donor is not required.

Examples of these kind of catalysts are disclosed, for instance, in USP 4,399,054 and USP 5,221,651, the disclosure of which is incorporated herein by reference.

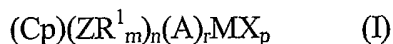
In another embodiment, the catalyst system used in the process of the present invention comprises:

- A) a compound of formula  $VCl_3$ ,  $VCl_4$ ,  $VOCl_3$ ,  $VO(Ac)_3$ ,  $V(Acac)_3$  or  $VO(OT^4)_3$  where  $T^4$  is a  $C_1$ - $C_{10}$  alkyl group, Ac is an acetate group and Acac is an acetoacetate group; and
- B) an aluminium-alkyl compound (Al-alkyl).

Aluminium alkyl compound are the aluminium compound disclosed above. Preferred vanadium compound is  $V(Acac)_3$  used in conjunction with Aluminium alkyl compound containing an halogen atom, preferably chlorine.

In a further embodiment, the catalyst system used in the process of the present invention comprises:

- (A) a metallocene compound belonging to the following formula (I)



wherein  $(ZR^1_m)_n$  is a divalent group bridging Cp and A; Z being C, Si, Ge, N or P, and the  $R^1$  groups, equal to or different from each other, being hydrogen or linear or branched, saturated or unsaturated  $C_1$ - $C_{20}$  alkyl,  $C_3$ - $C_{20}$  cycloalkyl,  $C_6$ - $C_{20}$  aryl,  $C_7$ - $C_{20}$  alkylaryl or  $C_7$ - $C_{20}$  arylalkyl groups or two  $R^1$  can form a aliphatic or aromatic  $C_4$ - $C_7$  ring;

Cp is a substituted or unsubstituted cyclopentadienyl group, optionally condensed to one or more substituted or unsubstituted, saturated, unsaturated or aromatic rings, containing

from 4 to 6 carbon atoms, optionally containing one or more heteroatoms;

A is O, S, NR<sup>2</sup>, PR<sup>2</sup> wherein R<sup>2</sup> is hydrogen, a linear or branched, saturated or unsaturated C<sub>1</sub>-C<sub>20</sub> alkyl, C<sub>3</sub>-C<sub>20</sub> cycloalkyl, C<sub>6</sub>-C<sub>20</sub> aryl, C<sub>7</sub>-C<sub>20</sub> alkylaryl or C<sub>7</sub>-C<sub>20</sub> arylalkyl, or A has the same meaning of Cp;

M is a transition metal belonging to group 4, 5 or to the lanthanide or actinide groups of the Periodic Table of the Elements (IUPAC version);

the substituents X, equal to or different from each other, are monoanionic sigma ligands selected from the group consisting of hydrogen, halogen, R<sup>3</sup>, OR<sup>3</sup>, OCOR<sup>3</sup>, SR<sup>3</sup>, NR<sup>3</sup><sub>2</sub> and PR<sup>3</sup><sub>2</sub>, wherein R<sup>3</sup> is a linear or branched, saturated or unsaturated C<sub>1</sub>-C<sub>20</sub> alkyl, C<sub>3</sub>-C<sub>20</sub> cycloalkyl, C<sub>6</sub>-C<sub>20</sub> aryl, C<sub>7</sub>-C<sub>20</sub> alkylaryl or C<sub>7</sub>-C<sub>20</sub> arylalkyl group, optionally containing one or more Si or Ge atoms; preferably, the substituents X are the same;

m is 1 or 2, and more specifically it is 1 when Z is N or P, and it is 2 when Z is C, Si or Ge;

n is an integer ranging from 0 to 4;

r is 0, 1 or 2; preferably 0 or 1; n is 0 when r is 0 or 2;

p is an integer equal to the oxidation state of the metal M minus r+1; it ranges from 1 to 4; and

(B) an alumoxane or a compound able to form an alkylmetallocene cation.

In the metallocene compound of formula (I), the divalent bridge (ZR<sup>1</sup><sub>m</sub>)<sub>n</sub> is preferably selected from the group consisting of CR<sup>1</sup><sub>2</sub>, (CR<sup>1</sup><sub>2</sub>)<sub>2</sub>, (CR<sup>1</sup><sub>2</sub>)<sub>3</sub>, SiR<sup>1</sup><sub>2</sub>, GeR<sup>1</sup><sub>2</sub>, NR<sup>1</sup> and PR<sup>1</sup>, R<sup>1</sup> having the meaning reported above; more preferably, said divalent bridge is Si(CH<sub>3</sub>)<sub>2</sub>, SiPh<sub>2</sub>, CH<sub>2</sub>, (CH<sub>2</sub>)<sub>2</sub>, (CH<sub>2</sub>)<sub>3</sub> or C(CH<sub>3</sub>)<sub>2</sub>.

The ligand Cp, which is π-bonded to said metal M, is preferably selected from the group consisting of cyclopentadienyl, mono-, di-, tri- and tetra-methyl cyclopentadienyl; 4-<sup>t</sup>butyl-cyclopentadienyl; 4-adamantyl-cyclopentadienyl; indenyl; mono-, di-, tri- and tetra-methyl indenyl; 2-methyl indenyl, 3-<sup>t</sup>butyl-indenyl, 4-phenyl indenyl, 4,5 benzo indenyl; 3-trimethylsilyl-indenyl; 4,5,6,7-tetrahydroindenyl; fluorenyl; 5,10-dihydroindeno[1,2-b]indol-10-yl; N-methyl- or N-phenyl-5,10-dihydroindeno [1,2-b]indol-10-yl; 5,6-dihydroindeno[2,1-b]indol-6-yl; N-methyl- or N-phenyl-5,6-dihydroindeno[2,1-b]indol-6-yl; azapentalene-4-yl; thiapentalene-4-yl; azapentalene-6-yl; thiapentalene-6-yl; mono-, di- and tri-methyl-azapentalene-4-yl, 2,5-dimethyl-cyclopenta[1,2-b:4,3-b']-dithiophene.

The group A is O, S, N(R<sup>2</sup>), preferably R<sup>2</sup> is methyl, ethyl, n-propyl, isopropyl, n-butyl, t-butyl, phenyl, p-n-butyl-phenyl, benzyl, cyclohexyl and cyclododecyl; more preferably R<sup>2</sup> is t-butyl;



preferably A is  $N(R^2)$  or has the same meaning of Cp.

The metal M is preferably Ti, Zr or Hf, and more preferably Zr.

The substituents X are preferably the same and more preferably, the substituents X are selected from the group consisting of -Cl, -Br, -Me, -Et, -n-Bu, -sec-Bu, -Ph, -Bz, -CH<sub>2</sub>SiMe<sub>3</sub>, -OEt, -OPr, -OBu, -OBz and -NMe<sub>2</sub>.

The variable m is preferably 1 or 2.

The variable n ranges preferably from 1 to 2, when  $n > 1$ , the atoms Z can be the same or different from each other, such as in divalent bridges CH<sub>2</sub>-O, CH<sub>2</sub>-S and CH<sub>2</sub>-Si(CH<sub>3</sub>)<sub>2</sub>.

The variable p is preferably 2.

Non limiting examples of compounds belonging to formula (I) are the rac and meso form (when present) of the following compounds:

bis(cyclopentadienyl)zirconiumdichloride;

bis(indenyl)zirconiumdichloride;

bis(tetrahydroindenyl)zirconiumdichloride;

bis(flourenyl)zirconiumdichloride;

(cyclopentadienyl)(indenyl)zirconiumdichloride;

(cyclopentadienyl)(flourenyl)zirconiumdichloride;

(cyclopentadienyl)(tetrahydroindenyl)zirconiumdichloride;

(flourenyl)(indenyl)zirconiumdichloride;

dimethylsilanediylbis(indenyl)zirconiumdichloride,

dimethylsilanediylbis(2-methyl-4-phenylindenyl)zirconiumdichloride,

dimethylsilanediylbis(4-naphthylindenyl)zirconiumdichloride,

dimethylsilanediylbis(2-methylindenyl)zirconiumdichloride,

dimethylsilanediylbis(2-methyl-4-t-butylindenyl)zirconiumdichloride,

dimethylsilanediylbis(2-methyl-4-isopropylindenyl)zirconiumdichloride,

dimethylsilanediylbis(2,4-dimethylindenyl)zirconiumdichloride,

dimethylsilanediylbis(2-methyl-4,5-benzoindenyl)zirconiumdichloride,

dimethylsilanediylbis(2,4,7-trimethylindenyl)zirconiumdichloride,

dimethylsilanediylbis(2,4,6-trimethylindenyl)zirconiumdichloride,

dimethylsilanediylbis(2,5,6-trimethylindenyl)zirconiumdichloride,

methyl(phenyl)silanediylbis(2-methyl-4,6-diisopropylindenyl)-  
zirconiumdichloride,

methyl(phenyl)silanediybis(2-methyl-4-isopropylindenyl)-  
 zirconiumdichloride,  
 1,2-ethylenebis(indenyl)zirconiumdichloride,  
 1,2-ethylenebis(4,7-dimethylindenyl)zirconiumdichloride,  
 1,2-ethylenebis(2-methyl-4-phenylindenyl)zirconiumdichloride,  
 1,4-butanediylbis(2-methyl-4-phenylindenyl)zirconiumdichloride,  
 1,2-ethylenebis(2-methyl-4,6-diisopropylindenyl)zirconiumdichloride,  
 1,4-butanediylbis(2-methyl-4-isopropylindenyl)zirconiumdichloride,  
 1,4-butanediylbis(2-methyl-4,5-benzoindenyl)zirconiumdichloride,  
 1,2-ethylenebis(2-methyl-4,5-benzoindenyl)zirconiumdichloride,  
 [4-( $\eta^5$ -cyclopentadienyl)-4,6,6-trimethyl( $\eta^5$ -4,5-tetrahydro-  
 pentalene)]dimethylzirconium,  
 [4-( $\eta^5$ -3'-trimethylsilylcyclopentadienyl)-4,6,6-trimethyl( $\eta^5$ -4,5-  
 tetrahydropentalene)]dimethylzirconium,  
 (tert-butylamido)(tetramethyl- $\eta^5$ -cyclopentadienyl)-1,2-ethane-  
 dimethyltitanium,  
 (methylamido)(tetramethyl- $\eta^5$ -cyclopentadienyl)dimethylsilyl-  
 dimethyltitanium,  
 (methylamido)(tetramethyl- $\eta^5$ -cyclopentadienyl)-1,2-ethanediyl-  
 dimethyltitanium,  
 (tertbutylamido)-(2,4-dimethyl-2,4-pentadien-1-yl)dimethylsilyl-  
 dimethyltitanium,  
 bis(1,3-dimethylcyclopentadienyl)zirconiumdichloride,  
 methylene(3-methyl-cyclopentadienyl)-7-(2,5-dimethylcyclopentadienyl-[1,2-b:4,3-b']  
 dithiophene)zirconiumdichloride;  
 methylene(3-isopropyl-cyclopentadienyl)-7-(2,5-dimethylcyclopentadienyl-[1,2-b:4,3-b']  
 dithiophene)zirconiumdichloride ;  
 methylene(2,4-dimethyl-cyclopentadienyl)-7-(2,5-dimethylcyclopentadienyl-[1,2-b:4,3-b']  
 dithiophene)zirconiumdichloride ;  
 methylene(2,3,5-trimethyl-cyclopentadienyl)-7-(2,5-dimethylcyclopentadienyl-[1,2-b:4,3-b']  
 dithiophene)zirconiumdichloride ;  
 methylene-1-(indenyl)-7-(2,5-dimethylcyclopentadienyl-[1,2-b:4,3-  
 b']dithiophene)zirconiumdichloride ;

methylene-1-(indenyl)-7-(2,5-ditrimethylsilylcyclopentadienyl-[1,2-b:4,3-b']dithiophene)zirconiumdichloride ;

methylene-1-(3-isopropyl-indenyl)-7-(2,5-dimethylcyclopentadienyl-[1,2-b:4,3-b']dithiophene)zirconiumdichloride ;

methylene-1-(2-methyl-indenyl)-7-(2,5-dimethylcyclopentadienyl-[1,2-b:4,3-b']dithiophene)zirconiumdichloride ;

methylene-1-(tetrahydroindenyl)-7-(2,5-dimethylcyclopentadienyl-[1,2-b:4,3-b']dithiophene)zirconiumdichloride ;

methylene(2,4-dimethyl-cyclopentadienyl)-7-(2,5-dimethylcyclopentadienyl-[1,2-b:4,3-b']dioxazol)zirconiumdichloride ;

methylene(2,3,5-trimethyl-cyclopentadienyl)-7-(2,5-dimethylcyclopentadienyl-[1,2-b:4,3-b']dioxazol)zirconiumdichloride ;

methylene-1-(indenyl)-7-(2,5-dimethylcyclopentadienyl-[1,2-b:4,3-b']dioxazol)zirconiumdichloride ;

isopropylidene(3-methyl-cyclopentadienyl)-7-(2,5-dimethylcyclopentadienyl-[1,2-b:4,3-b']dithiophene)zirconiumdichloride ;

isopropylidene(2,4-dimethyl-cyclopentadienyl)-7-(2,5-dimethylcyclopentadienyl-[1,2-b:4,3-b']dithiophene)zirconiumdichloride ;

isopropylidene(2,4-diethyl-cyclopentadienyl)-7-(2,5-dimethylcyclopentadienyl-[1,2-b:4,3-b']dithiophene)zirconiumdichloride ;

isopropylidene(2,3,5-trimethyl-cyclopentadienyl)-7-(2,5-dimethylcyclopentadienyl-[1,2-b:4,3-b']dithiophene)zirconiumdichloride ;

isopropylidene-1-(indenyl)-7-(2,5-dimethylcyclopentadienyl-[1,2-b:4,3-b']dithiophene)zirconiumdichloride ;

isopropylidene-1-(2-methyl-indenyl)-7-(2,5-dimethylcyclopentadienyl-[1,2-b:4,3-b']dithiophene)zirconiumdichloride ;

dimethylsilandiy-1-(2-methyl-indenyl)-7-(2,5-dimethylcyclopentadienyl-[1,2-b:4,3-b']dithiophene)hafniumdichloride ;

dimethylsilanediyl(3-tert-butyl-cyclopentadienyl)(9-fluorenyl)zirconiumdichloride,  
dimethylsilanediyl(3-isopropyl-cyclopentadienyl)(9-fluorenyl)zirconiumdichloride,  
dimethylsilanediyl(3-methyl-cyclopentadienyl)(9-fluorenyl)zirconiumdichloride,  
dimethylsilanediyl(3-ethyl-cyclopentadienyl)(9-fluorenyl)zirconiumdichloride,  
1-2-ethane(3-tert-butyl-cyclopentadienyl)(9-fluorenyl)zirconiumdichloride,

1-2-ethane (3-isopropyl-cyclopentadienyl)(9-fluorenyl)zirconiumdichloride,  
1-2-ethane (3-methyl-cyclopentadienyl)(9-fluorenyl)zirconiumdichloride,  
1-2-ethane (3-ethyl-cyclopentadienyl)(9-fluorenyl)zirconiumdichloride,  
dimethylsilandiylbis-6-(3-methylcyclopentadienyl-[1,2-b]-thiophene)dichloride;  
dimethylsilandiylbis-6-(4-methylcyclopentadienyl-[1,2-b]-thiophene)zirconiumdichloride;  
dimethylsilandiylbis-6-(4-isopropylcyclopentadienyl-[1,2-b]-thiophene)zirconiumdichloride;  
dimethylsilandiylbis-6-(4-ter-butylcyclopentadienyl-[1,2-b]-thiophene)zirconiumdichloride;  
dimethylsilandiylbis-6-(3-isopropylcyclopentadienyl-[1,2-b]-thiophene)zirconiumdichloride;  
dimethylsilandiylbis-6-(3-phenylcyclopentadienyl-[1,2-b]-thiophene)zirconiumdichloride;  
dimethylsilandiylbis-6-(2,5-dimethyl-3-phenylcyclopentadienyl-[1,2-b]-thiophene)zirconium  
di methyl;  
dimethylsilandiylbis-6-[2,5-dimethyl-3-(2-methylphenyl)cyclopentadienyl-[1,2-b]-  
thiophene]zirconiumdichloride;  
dimethylsilandiylbis-6-[2,5-dimethyl-3-(2,4,6-trimethylphenyl)cyclopentadienyl-[1,2-b]-  
thiophene]zirconiumdichloride;  
dimethylsilandiylbis-6-[2,5-dimethyl-3-mesitylenecyclopentadienyl-[1,2-b]-  
thiophene]zirconiumdichloride;  
dimethylsilandiylbis-6-(2,4,5-trimethyl-3-phenylcyclopentadienyl-[1,2-b]-  
thiophene)zirconiumdichloride;  
dimethylsilandiylbis-6-(2,5-diethyl-3-phenylcyclopentadienyl-[1,2-b]-  
thiophene)zirconiumdichloride;  
dimethylsilandiylbis-6-(2,5-diisopropyl-3-phenylcyclopentadienyl-[1,2-b]-  
thiophene)zirconiumdichloride;  
dimethylsilandiylbis-6-(2,5-diter-butyl-3-phenylcyclopentadienyl-[1,2-b]-  
thiophene)zirconiumdichloride;  
dimethylsilandiylbis-6-(2,5-ditrimethylsilyl-3-phenylcyclopentadienyl-[1,2-b]-  
thiophene)zirconiumdichloride;  
dimethylsilandiylbis-6-(3-methylcyclopentadienyl-[1,2-b]-silole)zirconiumdichloride;  
dimethylsilandiylbis-6-(3-isopropylcyclopentadienyl-[1,2-b]-silole)zirconiumdichloride;  
dimethylsilandiylbis-6-(3-phenylcyclopentadienyl-[1,2-b]-silole)zirconiumdichloride;  
dimethylsilandiylbis-6-(2,5-dimethyl-3-phenylcyclopentadienyl-[1,2-b]-  
silole)zirconiumdichloride;  
dimethylsilandiylbis-6-[2,5-dimethyl-3-(2-methylphenyl)cyclopentadienyl-[1,2-b]-

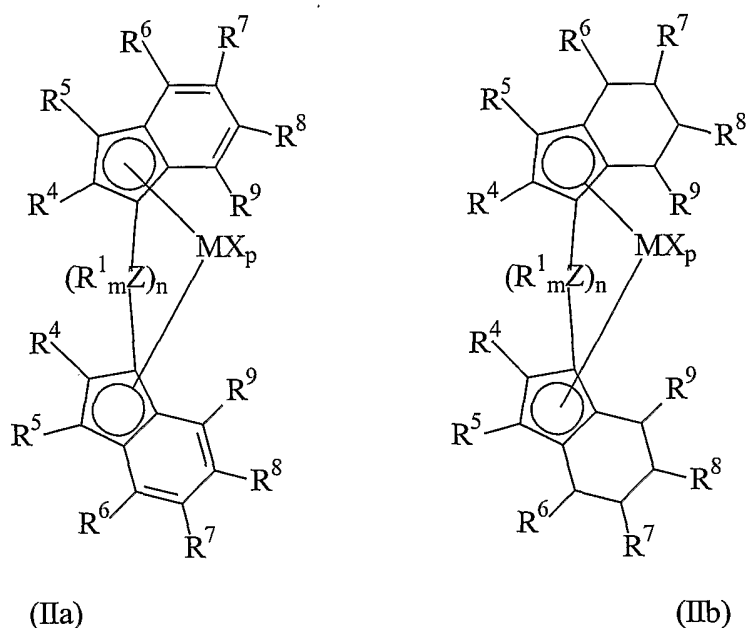
silole]zirconiumdichloride;  
 dimethylsilandiylbis-6-[2,5-dimethyl-3-(2,4,6-trimethylphenyl)cyclopentadienyl-[1,2-b]-  
 silole]zirconiumdichloride;  
 dimethylsilandiylbis-6-[2,5-dimethyl-3-mesitylenecyclopentadienyl-[1,2-b]-  
 silole]zirconiumdichloride;  
 dimethylsilandiylbis-6-(2,4,5-trimethyl-3-phenylcyclopentadienyl-[1,2-b]-  
 silole)zirconiumdichloride;  
 [dimethylsilyl(tert-butylamido)][(N-methyl-1,2-dihydrocyclopenta[2,1-b]indol-2-  
 yl)]titaniumdichloride;  
 [dimethylsilyl(tert-butylamido)][(6-methyl-N-methyl-1,2-dihydrocyclopenta[2,1-b]indol-2-  
 yl)]titaniumdichloride;  
 [dimethylsilyl(tert-butylamido)][(6-methoxy-N-methyl-1,2-dihydrocyclopenta[2,1-b]indol-2-  
 yl)]titaniumdichloride;  
 [dimethylsilyl(tert-butylamido)][(N-ethyl-1,2-dihydrocyclopenta[2,1-b]indol-2-  
 yl)]titaniumdichloride;  
 [dimethylsilyl(tert-butylamido)][(N-phenyl-1,2-dihydrocyclopenta[2,1-b]indol-2-  
 yl)]titaniumdichloride;  
 [dimethylsilyl(tert-butylamido)][(6-methyl-N-phenyl-1,2-dihydrocyclopenta[2,1-b]indol-2-  
 yl)]titaniumdichloride;  
 [dimethylsilyl(tert-butylamido)][(6-methoxy-N-phenyl-1,2-dihydrocyclopenta[2,1-b]indol-2-  
 yl)]titaniumdichloride;  
 [dimethylsilyl(tert-butylamido)][(N-methyl-3,4-dimethyl-1,2-dihydrocyclopenta[2,1-b]indol-2-  
 yl)]titaniumdichloride;  
 [dimethylsilyl(tert-butylamido)][(N-ethyl-3,4-dimethyl-1,2-dihydrocyclopenta[2,1-b]indol-2-  
 yl)]titaniumdichloride;  
 [dimethylsilyl(tert-butylamido)][(N-phenyl-3,4-dimethyl-1,2-dihydrocyclopenta[2,1-b]indol-2-  
 yl)]titaniumdichloride;

as well as the corresponding dimethyl, hydrochloro and dihydro compounds.

When A is  $N(R^2)$ , a suitable class of metallocene complexes (A) for use in the catalysts complexes of the invention comprises the well-known constrained geometry catalysts, as described in EP-A-0 416 815, EP-A-0 420 436, EP-A-0 671 404, EP-A-0 643 066 and WO-A-91/04257.

When the group A has the same meaning of Cp, it is preferably substituted or unsubstituted cyclopentadienyl, indenyl, tetrahydroindenyl (2,5-dimethyl-cyclopenta[1,2-b:4,3-b']-dithiophene). such as the metallocene complexes described in WO 98/22486, WO 99/58539 WO 99/24446, USP 5,556,928, WO 96/22995, EP-485822, EP-485820, USP 5,324,800 and EP-A-0 129 368.

A particularly preferred class of metallocene compounds has the following formulas (IIa) or (IIb)



Wherein M, X, Z, R<sup>1</sup>, m, n and p has been described above;

R<sup>4</sup>, R<sup>5</sup>, R<sup>6</sup>, R<sup>7</sup>, R<sup>8</sup> and R<sup>9</sup>, equal to or different from each other, are selected from the group consisting of hydrogen, linear or branched saturated or unsaturated C<sub>1</sub>-C<sub>20</sub>-alkyl, C<sub>3</sub>-C<sub>20</sub>-cycloalkyl, C<sub>6</sub>-C<sub>20</sub>-aryl, C<sub>7</sub>-C<sub>20</sub>-alkylaryl, C<sub>7</sub>-C<sub>20</sub>-arylalkyl radical, optionally containing heteroatoms belonging to groups 13-17 of the Periodic Table of the Elements; or two adjacent groups can form a C<sub>4</sub>-C<sub>7</sub> ring optionally containing O, S, N, P or Si atoms that can bear substituents;

preferably:

R<sup>4</sup> is hydrogen, methyl, phenyl isopropyl;

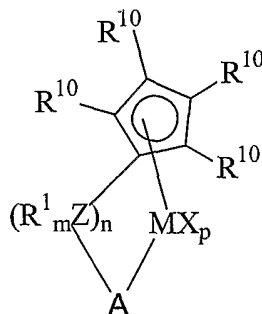
R<sup>5</sup> is hydrogen, tertbutyl, isopropyl;

R<sup>6</sup> is hydrogen, methyl, phenyl, or form with R<sup>7</sup> a condensed benzene ring;

R<sup>7</sup> is hydrogen or forms with R<sup>6</sup> a condensed benzene ring;

When A is different from Cp another preferred class of metallocene compounds has formula

(III)



(III)

Wherein:

Wherein M, X, Z, R<sup>1</sup>, m, n and p has been described above

A is O, S, NR<sup>2</sup>, PR<sup>2</sup> wherein R<sup>2</sup> has the meaning reported above;

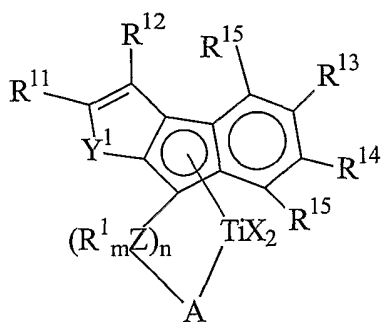
The groups R<sup>10</sup> equal to or different from each other are selected from the group consisting of hydrogen, linear or branched saturated or unsaturated C<sub>1</sub>-C<sub>20</sub>-alkyl, C<sub>3</sub>-C<sub>20</sub>-cycloalkyl, C<sub>6</sub>-C<sub>20</sub>-aryl, C<sub>7</sub>-C<sub>20</sub>-alkylaryl, C<sub>7</sub>-C<sub>20</sub>-arylalkyl radical, optionally containing heteroatoms belonging to groups 13-17 of the Periodic Table of the Elements; or two adjacent groups can form a C<sub>4</sub>-C<sub>7</sub> ring optionally containing O, S, N, P or Si atoms that can bear substituents;

Preferably:

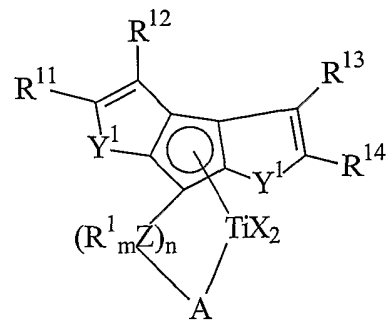
M is titanium; the group (R<sup>1</sup><sub>m</sub>Z)<sub>n</sub> is selected from the group consisting of dimethylsilyl, diphenylsilyl, diethylsilyl, di-n-propylsilyl, di-isopropylsilyl, di-n-butyl-silyl, di-t-butyl-silyl, di-n-hexylsilyl, ethylmethylsilyl, n-hexylmethylsilyl, cyclopentamethylenesilyl, cyclotetramethylenesilyl, cyclotrimethylenesilyl, methylene, dimethylmethylene and diethylmethylene; even more preferably, it is dimethylsilyl, diphenylsilyl or dimethylmethylene;

A is NR<sup>2</sup>.

Preferred subclasses of metallocene compounds belonging to formula (III) have formulas (IVa) and (IVb)



(IVa)



(IVb)

wherein M, X, Z,  $R^1$ , m, n and p has been described above; Ti is titanium; A is O, S,  $NR^2$ ,  $PR^2$  wherein  $R^2$  has the meaning reported above;

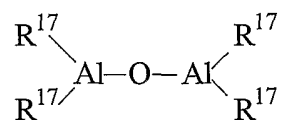
the groups  $R^{11}$ ,  $R^{12}$ ,  $R^{13}$ ,  $R^{14}$  and  $R^{15}$  are selected from the group consisting of hydrogen, linear or branched saturated or unsaturated  $C_1$ - $C_{20}$ -alkyl,  $C_3$ - $C_{20}$ -cycloalkyl,  $C_6$ - $C_{20}$ -aryl,  $C_7$ - $C_{20}$ -alkylaryl,  $C_7$ - $C_{20}$ -arylalkyl radical, optionally containing heteroatoms belonging to groups 13-17 of the Periodic Table of the Elements; or two adjacent groups can form a  $C_4$ - $C_7$  ring optionally containing O, S, N, P or Si atoms that can bear alkyl substituents;

$Y^1$  is an atom selected from the group consisting of  $NR^{16}$ , oxygen (O),  $PR^{16}$  or sulfur (S), wherein the group  $R^{16}$  is selected from the group consisting of linear or branched, saturated or unsaturated,  $C_1$ - $C_{20}$  alkyl,  $C_6$ - $C_{20}$  aryl and  $C_7$ - $C_{20}$  arylalkyl radical;

Alumoxanes used as component (B) can be obtained by reacting water with an organo-aluminium compound of formula  $H_jAlR^{17}_{3-j}$  or  $H_jAl_2R^{17}_{6-j}$ , where  $R^{17}$  substituents, same or different, are hydrogen atoms, halogen atoms,  $C_1$ - $C_{20}$ -alkyl,  $C_3$ - $C_{20}$ -cycloalkyl,  $C_6$ - $C_{20}$ -aryl,  $C_7$ - $C_{20}$ -alkylaryl or  $C_7$ - $C_{20}$ -arylalkyl, optionally containing silicon or germanium atoms with the proviso that at least one  $R^{17}$  is different from halogen, and j ranges from 0 to 1, being also a non-integer number. In this reaction the molar ratio of Al/water is preferably comprised between 1:1 and 100:1.

The molar ratio between aluminium and the metal of the metallocene is comprised between about 10:1 and about 20000:1, and more preferably between about 100:1 and about 5000:1.

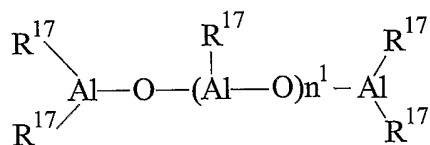
The alumoxanes used in the catalyst according to the invention are considered to be linear, branched or cyclic compounds containing at least one group of the type:



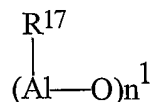
wherein the substituents  $R^{17}$ , same or different, are described above.

In particular, alumoxanes of the formula:





can be used in the case of linear compounds, wherein  $n^1$  is 0 or an integer from 1 to 40 and the substituents  $R^{17}$  are defined as above, or alumoxanes of the formula:



can be used in the case of cyclic compounds, wherein  $n^1$  is an integer from 2 to 40 and the  $R^{17}$  substituents are defined as above.

Examples of alumoxanes suitable for use according to the present invention are methylalumoxane (MAO), tetra-(isobutyl)alumoxane (TIBAO), tetra-(2,4,4-trimethylpentyl)alumoxane (TIOAO), tetra-(2,3-dimethylbutyl)alumoxane (TDMBAO) and tetra-(2,3,3-trimethylbutyl)alumoxane (TTMBAO).

Particularly interesting cocatalysts are those described in WO 99/21899 and in WO01/21674 in which the alkyl and aryl groups have specific branched patterns.

Non-limiting examples of aluminium compounds according to said PCT applications are:

tris(2,3,3-trimethyl-butyl)aluminium, tris(2,3-dimethyl-hexyl)aluminium, tris(2,3-dimethyl-butyl)aluminium, tris(2,3-dimethyl-pentyl)aluminium, tris(2,3-dimethyl-heptyl)aluminium, tris(2-methyl-3-ethyl-pentyl)aluminium, tris(2-methyl-3-ethyl-hexyl)aluminium, tris(2-methyl-3-ethyl-heptyl)aluminium, tris(2-methyl-3-propyl-hexyl)aluminium, tris(2-ethyl-3-methyl-butyl)aluminium, tris(2-ethyl-3-methyl-pentyl)aluminium, tris(2,3-diethyl-pentyl)aluminium, tris(2-propyl-3-methyl-butyl)aluminium, tris(2-isopropyl-3-methyl-butyl)aluminium, tris(2-isobutyl-3-methyl-pentyl)aluminium, tris(2,3,3-trimethyl-pentyl)aluminium, tris(2,3,3-trimethyl-hexyl)aluminium, tris(2-ethyl-3,3-dimethyl-butyl)aluminium, tris(2-ethyl-3,3-dimethyl-pentyl)aluminium, tris(2-isopropyl-3,3-dimethyl-butyl)aluminium, tris(2-trimethylsilyl-propyl)aluminium, tris(2-methyl-3-phenyl-butyl)aluminium, tris(2-ethyl-3-phenyl-butyl)aluminium, tris(2,3-dimethyl-3-phenyl-butyl)aluminium, tris(2-phenyl-propyl)aluminium, tris[2-(4-fluoro-phenyl)-propyl]aluminium, tris[2-(4-chloro-phenyl)-propyl]aluminium, tris[2-(3-isopropyl-phenyl)-propyl]aluminium, tris(2-phenyl-butyl)aluminium, tris(3-methyl-2-phenyl-butyl)aluminium, tris(2-phenyl-pentyl)aluminium, tris[2-(pentafluorophenyl)-propyl]aluminium, tris[2,2-diphenyl-ethyl]aluminium and tris[2-phenyl-2-methyl-propyl]aluminium, as well as the corresponding compounds wherein one of

the hydrocarbyl groups is replaced with a hydrogen atom, and those wherein one or two of the hydrocarbyl groups are replaced with an isobutyl group.

Amongst the above aluminium compounds, trimethylaluminium (TMA), triisobutylaluminium (TIBAL), tris(2,4,4-trimethyl-pentyl)aluminium (TIOA), tris(2,3-dimethylbutyl)aluminium (TDMBA) and tris(2,3,3-trimethylbutyl)aluminium (TTMBA) are preferred.

Non-limiting examples of compounds able to form an alkylmetallocene cation that can be used as component (B) are compounds of formula  $D^+E^-$ , wherein  $D^+$  is a Brønsted acid, able to donate a proton and to react irreversibly with a substituent X of the metallocene of formula (I) and  $E^-$  is a compatible anion, which is able to stabilize the active catalytic species originating from the reaction of the two compounds, and which is sufficiently labile to be able to be removed by an olefinic monomer. Preferably, the anion  $E^-$  comprises of one or more boron atoms. More preferably, the anion  $E^-$  is an anion of the formula  $BAr_4^{(-)}$ , wherein the substituents Ar which can be identical or different are aryl radicals such as phenyl, pentafluorophenyl or bis(trifluoromethyl)phenyl. Tetrakis-pentafluorophenyl borate is particularly preferred examples of these compounds are described in WO 91/02012. Moreover, compounds of the formula  $BAr_3$  can conveniently be used. Compounds of this type are described, for example, in WO 92/00333. Other examples of compounds able to form an alkylmetallocene cation are compounds of formula  $BAr_3P$  wherein P is a substituted or unsubstituted pyrrol radicals, and B is a boron atom. These compounds are described in WO01/62764. All these compounds containing boron atoms can be used in a molar ratio between boron and the metal of the metallocene comprised between about 1:1 and about 10:1; preferably 1:1 and 2.1; more preferably about 1:1.

Non limiting examples of compounds of formula  $D^+E^-$  are:

Triethylammoniumtetra(phenyl)borate,  
Tributylammoniumtetra(phenyl)borate,  
Trimethylammoniumtetra(tolyl)borate,  
Tributylammoniumtetra(tolyl)borate,  
Tributylammoniumtetra(pentafluorophenyl)borate,  
Tributylammoniumtetra(pentafluorophenyl)aluminate,  
Tripropylammoniumtetra(dimethylphenyl)borate,  
Tributylammoniumtetra(trifluoromethylphenyl)borate,  
Tributylammoniumtetra(4-fluorophenyl)borate,  
N,N-Dimethylaniliniumtetra(phenyl)borate,

N,N-Diethylaniliniumtetra(phenyl)borate,  
N,N-Dimethylaniliniumtetrakis(pentafluorophenyl)borate,  
N,N-Dimethylaniliniumtetrakis(pentafluorophenyl)aluminate,  
Di(propyl)ammoniumtetrakis(pentafluorophenyl)borate,  
Di(cyclohexyl)ammoniumtetrakis(pentafluorophenyl)borate,  
Triphenylphosphoniumtetrakis(phenyl)borate,  
Triethylphosphoniumtetrakis(phenyl)borate,  
Diphenylphosphoniumtetrakis(phenyl)borate,  
Tri(methylphenyl)phosphoniumtetrakis(phenyl)borate,  
Tri(dimethylphenyl)phosphoniumtetrakis(phenyl)borate,  
Triphenylcarbeniumtetrakis(pentafluorophenyl)borate,  
Triphenylcarbeniumtetrakis(pentafluorophenyl)aluminate,  
Triphenylcarbeniumtetrakis(phenyl)aluminate,  
Ferroceniumtetrakis(pentafluorophenyl)borate,  
Ferroceniumtetrakis(pentafluorophenyl)aluminate.  
Triphenylcarbeniumtetrakis(pentafluorophenyl)borate,  
N,N-Dimethylaniliniumtetrakis(pentafluorophenyl)borate,

Further compounds that can be used are those of formula  $RM'-O-M'R$ , R being an alkyl or aryl group, and M' is selected from an element of the Group 13 of the Periodic Table of the Elements (new IUPAC version). Compounds of this type are described, for example, in the International patent application WO 99/40129.

The catalyst system of the present invention can be supported on the porous alpha-olefin polymer with various methods known in the art. For example to a suspension of the porous polymer, optionally containing the diene, in a solvent, such as propane, a solution or a suspension of the catalyst system can be injected under stirring and then the solvent is removed, for example by flashing. A particularly suitable process for supporting the catalyst system is described in WO 01/44319 wherein the process comprises the steps of:

- (a) preparing a catalyst solution comprising a soluble catalyst component;
- (b) introducing into a contacting vessel:
  - (i) a porous support material in particle form, and
  - (ii) a volume of the catalyst solution not greater than the total pore volume of the porous support material introduced;
- (c) discharging the material resulting from step (b) from the contacting vessel and suspending

it in an inert gas flow, under such conditions that the solvent evaporates; and  
(d) reintroducing at least part of the material resulting from step (c) into the contacting vessel together with another volume of the catalyst solution not greater than the total pore volume of the reintroduced material.

To maximize the amount of catalyst component(s) deposited on the support particles the material resulting from step (d) can be subjected to further cycles of steps (c) and (d). The supported catalyst can be suitably recovered after a drying step (c).

The process of the present invention can also be used as the last step of a multistep process according to WO 96/11218 and WO 96/2583. In this way the porous alpha-olefin polymer is prepared in the first reactor then, after the impregnation steps, ethylene, alpha-olefin and diene can be polymerized.

Another object of the present invention is an heterophasic elastomeric polymer composition containing:

from 10% to 70% by weight, preferably between 15% and 50% by weight, more preferably between 25% and 50% by weight of a propylene homopolymer having the following characteristics:

- flexural modulus (METHOD ASTM D-5023) lower than 1200 Mpa; preferably lower than 1000 Mpa, more preferably lower than 900 Mpa;
- in the Temperature Rising Elution Temperature analysis (TREF) the fraction eluted at a temperature range from 25°C to 97° is higher than 20% preferably higher than 30%; more preferably higher than 40% of the total polymer eluted; and
- a melting enthalpy lower than 90 J/g; preferably lower than 80 J/g; more preferably lower than 70 J/g;
- a pore volume greater than 0.45 cc/g (determined by mercury absorption); preferably greater than 0.5 cc/g; more preferably greater than 0.55 cc/g; and

from 30% to 90% by weight, preferably between 85% and 50% by weight, more preferably between 75% and 50% by weight of an ethylene, propylene and non conjugated diene terpolymer containing:

- from 20% to 90% by weight of ethylene derived units, more preferably from 30% to 85% by weight of ethylene, even more preferably from 35% to 80% by weight;
- from 10% to 80% by weight of propylene derived units, more preferably from 20% to 65% by weight; and
- from 0.5% to 20% by weight of a non-conjugated dienes; preferably from 1% to 15% by

weight, and most preferably from 2% to 10% by weight.

A further object of the present invention is a solid catalyst system comprising:

- a porous alpha-olefin polymer impregnated with a non conjugated diene;
- a transition metal catalyst component; and
- a suitable cocatalyst.

Preferably the porous alpha-olefin polymer is endowed with the following characteristics:

- flexural modulus (METHOD ASTM D-5023) lower than 1200 Mpa; preferably lower than 1000 Mpa, more preferably lower than 900 Mpa;
- in the Temperature Rising Elution Temperature analysis (TREF) the fraction eluted at a temperature range from 25°C to 97° is higher than 20% preferably higher than 30%; more preferably higher than 40%; and
- a melting enthalpy lower than 90 J/g; preferably lower than 80 J/g; more preferably lower than 70 J/g;
- a pore volume greater than 0.45 cc/g (determined by mercury absorption); preferably greater than 0.5 cc/g; more preferably greater than 0.55 cc/g.

With the polymer obtained by the process of the present invention, thermoplastic elastomeric products having optimum elastomeric properties and a good balance of elasto-mechanical properties can be obtained after dynamic vulcanization.

Therefore a still further object of the present invention is a process for preparing a thermoplastic elastomeric composition comprising putting in contact the product obtained by the process described above with crosslinking agents and, if appropriate, coadjuvants thereof, at temperatures of between 140°C and 240 °C.

Among the various crosslinking techniques known in the art, the preferred technique is dynamic vulcanization. When working according to this technique, the compositions of the invention are subjected to kneading or to other shear forces in the presence of crosslinking agents and, if appropriate, coadjuvants thereof, at temperatures between 140°C and 240°C, preferably at temperatures higher than the melting point of the crystalline phase. The compositions of the invention can be impregnated with an oil extender for regulating their hardness, either before the addition of the crosslinking agent or at the start or end of vulcanization. The oil extender used can be of various types, for example aromatic, naphthenic or preferably paraffinic. It is used in quantities such that weight ratios between the oil extender and component B of between 1:5 and 5:1, preferably between 1:2 and 2:1, are obtained.

The crosslinking agents which can be used are those commonly known in the art, such as

organic peroxides, phenolic resins and sulphur. The selection of the crosslinking agent influences the properties of the final product. For example, by using phenolic resins a well known TPV can be obtained.

As coadjuvant compounds for the crosslinking, liquid 1,2-polybutadiene or compounds of the triallyl cyanurate type can be used.

Before they are subjected to dynamic vulcanization, the compositions of the invention can be charged with various additives, such as heat stabilizers, antioxidants, mineral fillers or any other type of agents customarily used in the art.

## **EXAMPLES**

### **GENERAL PROCEDURES**

The data shown in the Examples relative to the properties of the porous polymers of the present invention were determined according to the methods indicated below.

MIL flow index: ASTM-D 1238

Intrinsic viscosity (I.V.): measured in tetrahydronaphtalene (THN) at 135°C.

Fraction soluble in xylene:

2 g of polymer were dissolved in 250 ml of xylene at 135°C under stirring. After 20 minutes the solution was left to cool, still under stirring, up to 25°C. After 30 minutes the precipitated material was filtered through filter paper, the solution was evaporated in nitrogen current and the residual was dried under vacuum at 80°C until it reached constant weight. Thus, the percentage of polymer soluble in xylene at room temperature was calculated.

Porosity (mercury):

determined by immersing a known quantity of the sample in a known quantity of mercury inside a dilatometer and gradually hydraulically increasing the pressure of the mercury. The pressure of introduction of the mercury in the pores is in function of the diameter of the same. The measurement was carried out using a porosimeter "Porosimeter 2000 Series" (C. Erba). The total porosity was calculated from the volume decrease of the mercury and the values of the pressure applied.

The porosity expressed as percentage of voids is determined by absorption of mercury under pressure. The volume of mercury absorbed corresponds to the volume of the pores. For this determination, a calibrated dilatometer (diameter 3 mm) CD3 (Carlo Erba) connected to a reservoir of mercury and to a high-vacuum pump ( $1.10^{-2}$  mbar) is used. A weighed amount of sample (about 0,5 g) is placed in the dilatometer. The apparatus is then placed under high vacuum (<0,1 mm Hg) and is maintained in these conditions for 10 minutes. The dilatometer is

then connected to the mercury reservoir and the mercury is allowed to flow slowly into it until it reaches the level marked on the dilatometer at a height of 10 cm. The valve that connects the dilatometer to the vacuum pump is closed and the apparatus is pressurised with nitrogen (2,5 Kg/cm<sup>2</sup>). Under the effect of the pressure, the mercury penetrates into the pores and the level goes down according to the porosity of the material. Once the level at which the mercury has stabilised has been measured on the dilatometer, the volume of the pores is calculated from the equation  $V = R2\pi\Delta H$ , where R is the radius of the dilatometer and  $\Delta H$  is the difference in cm between the initial and the final levels of the mercury in the dilatometer. By weighting the dilatometer, dilatometer+mercury, dilatometer+mercury+sample, the value of the apparent volume  $V_1$  of the sample prior to penetration of the pores can be calculated. The volume of the sample is given by:

$$V_1 = [P_1 - (P_2 - P)] / D$$

P is the weight of the sample in grams,  $P_1$  is the weight of the dilatometer+mercury in grams,  $P_2$  is the weight of the dilatometer+mercury+sample in grams, D is the density of mercury (at 25°C = 13,546 g/cm). The percentage porosity is given by the relation:

$$X = (100V) / V_1.$$

<u>Bulk density:</u>	DIN-53194.
<u>Morphology:</u>	ASTM-D-1921-63.
<u>Flexural modulus:</u>	ASTM D-5023.
<u>Compression. Set:</u>	ASTM D395 22hr/70°C.
<u>Hardness Shore A:</u>	ASTM D2240.
<u>Modulus 100, psi:</u>	ASTM D412.
<u>Tensile strength:</u>	ASTM D412.
<u>Elongation:</u>	ASTM D412.
<u>Tension set:</u>	ASTM D412.

Temperature Rising Elution Fractionation (TREF) technique:

carried out as described in EP 658 577.

#### **Preparation of the polypropylene matrix A**

The solid titanium catalyst component was prepared according to example 2 of EP-A-395 083. Using 0,011 g of this solid, a propylene polymerization was carried out in a 4 l autoclave equipped with magnetically driven stirrer and a thermostatic system, previously fluxed with nitrogen at 70°C for one hour and then with propylene. Into the reactor at room temperature, without stirring but under propylene stream, a catalyst system consisting of a suspension of the

solid component in 15 ml of hexane, 1,14 g of triethylaluminium, and 114 mg of dicyclopentyl dimethoxysilane (donor D) is introduced, this system is prepared just prior to its use in the polymerization test.

The autoclave is then closed and 3 l of hydrogen are introduced. Under stirring, 1,3 Kg of propylene was charged and the temperature was brought to 70 °C in 5 minutes, maintaining the value constant for two hours. At the end of the test, the stirring was stopped and the unreacted propylene was vented off. After cooling the autoclave to room temperature, the polymer is recovered and then dried at 70°C under a nitrogen stream in an oven for 3 hours. 418 g of spherical polymer. The characteristics of the polymer are reported in table 1.

#### **Preparation of the polypropylene matrix B**

The solid titanium catalyst component was prepared according to example 2 of EP-A-395 083. A polymerization reactor was heated to 70°C, purged with a slow argon flow for 1 hour, its pressure was then raised to 100 psi-g with argon at 70°C and then the reactor was vented. This procedure was repeated 4 more times. The reactor was then cooled to 30°C. Separately, into an argon purged addition funnel, the following were introduced in the order they are listed; 75 mL of hexane, 4.47 mL of 1.5 M solution of triethylaluminum (TEAL) (0.764 g 6.70 mmol) in hexane, approximately 0.340 mmol of dicyclopentyl dimethoxy silane (donor D) (TEAL/D about 20:1) and allowed to stand for 5 minutes. Of this mixture, 35 mL was added to a flask. Then 0.0129 of the catalyst component previously prepared was added to the flask and mixed by swirling for a period of 5 minutes. The catalytic complex so obtained was introduced, under an argon purge, into the polymerization reactor at room temperature. The remaining hexane/TEAL/silane solution was then drained from the additional funnel to the flask, the flask was swirled and drained into the reactor and the injection valve was closed. The polymerization reactor was slowly charged with 2.2. L of liquid propylene and H<sub>2</sub> while string. Then the reactor was heated to 70°C maintaining the temperature and pressure constant for about 2 hours. After about two hours agitation was stopped and the remaining propylene was slowly vented. The reactor was heated to 80°C, purged with argon for 10 minutes and then cooled to room temperature and opened. The polymer was removed and dried in a vacuum oven at 80°C for 1 hour.

The characteristics of the polymer are reported in table 1.

#### **Preparation of the polypropylene matrix C**

The procedure for the preparation of the polymer matrix B was followed excepting that butylmethyldimethoxy silane (BuMeMS) was used as external donor instead of dicyclopentyl



dimethoxy silane.

The characteristics of the polymer are reported in table 1.

#### **Preparation of the polypropylene matrix D**

The procedure for the preparation of the polymer matrix B was followed excepting that Octilmethyldimethoxy silane (OctMeMS) was used as external donor instead of dicyclopentyl dimethoxy silane.

The characteristics of the polymer are reported in table 1.

#### **EXAMPLE 1-4**

The type and amount of the polypropylene matrix indicated in table 2 was charged into a reactor of 4 L of capacity, under propane atmosphere (pressure 1 bar), at room temperature, without any stirring, then 250 g of propane were added at room temperature under stirring (a pressure of about 10 bar was achieved). 4,4 g of 5-ethylidene-2-norbornene (ENB) were added thereafter, by a little nitrogen overpressure, under stirring at room temperature for 10 minutes and then propane was flashed under stirring.

Further 250 g of propane were then added at room temperature under stirring and the temperature was brought to 40°C. In the meantime, a catalyst solution was prepared by dissolving *rac*-ethylenbis(tetrahydroindenyl)ZrCl<sub>2</sub> (*rac* EBTHIZrCl<sub>2</sub>), methyl alumoxane (MAO) and Al(isooctyl)<sub>3</sub> (TIOA) in 10 ml of toluene at room temperature (amounts reported in table 2). After 10 minutes the catalyst solution was injected into the reactor by a little nitrogen overpressure. The suspension in the reactor was stirred at 40°C for 10 minutes. Then the reactor was vented. Propane was added thereto, to achieve a pressure of 6 bar-g at 30 °C. A 50/50 ethylene/propylene mixture was fed to the reactor, in 5 minutes, bringing the pressure to 20 bar-g and the temperature to 60°C. During the whole course of the polymerisation the temperature was kept constant at 60° and the pressure too was maintained constant at 20 bar-g by continuously feeding an ethylene/propylene mixture in a 60/40 wt/wt ratio. During the polymerisation 16 ml of a pentane solution containing an amount of ENB reported in table 1 was continuously added dropwise.

The polymerisation was stopped by quickly degassing the monomers. The polymer was plunged in 800 ml of methanol and filtered.

The filtered polymer was plunged again in 800 ml of methanol containing Irganox 1020, added to be about 200 ppm on the polymer.

Methanol was then evaporated with a nitrogen stream under reduced pressure at 60°C.

Polymerization data and characterization data of the obtained polymers are reported in table 2.

**Vulcanization**

The polymer obtained in examples 1-4 were vulcanized in a Brabender mixer by mixing the polymers until the plastic phase melt and the torque leveled off. At that time the cure system was added and mixing was continued for 4 minutes. The material was mixed at 180°C and 100 RPM and the temperature rised during cure to about 200°C. The composition of the cured polymer is reported in table 3. Properties of the vulcanized polymers are reported in table 4.

Table 1

PP Matrix	H <sub>2</sub> Mol %	I.V. (dl/g)	XSRT %	Bulk density g/cc	flexural modulus Mpa	melting enthalpy J/g	melting point	Pore volume cc/g	Average radius $\mu$ m	TREF 25-97°C %
A	n.a.	1.49	3.50	0.36	n.a.	n.a.	n.a.	0.54	8.7	n.a.
B	0.15	2.12	3.35	0.29	1500	89	164.8	0.67	15	8.0
C	0.10	1.53	9.24	0.31	920	87	159.9	0.58	14	41.0
D	0.10	1.48	n.a.	0.30	830	106	159.8	0.66	15	40.3

Table 2

Ex	PP Matrix (g)	EBTHI mg	MAO mmol	TIAO mmol	Al/Zr	Diene g	Time min	Activity Kg/gcat	ENB % wt	Et % wt	Split rubber % wt	I.V. tot (dl/g)
1	A (175)	14	1.09	5.47	200	7.9	120	23.7	2.0	65	62	2.8
2	B (150)	14	1.09	5.47	200	9.7	55	22.5	2.5	61	68	2.0
3	C (150)	8	0.63	3.13	200	6.6	160	30.6	2.0	64	62	2.1
4	D (150)	8	0.63	3.13	200	8.36	110	37.5	2.3	61	68	2.0

n.a. = not available

**Table 3**

EX	1	2	3	4
polymer	161	149	161	149
Paraffinic Oil Flexon 876	80	80	80	80
Talc	20	20	20	20
ZnO	5	5	5	5
Resin SP 1055	4	4	4	4

Units are expressed as part by weight

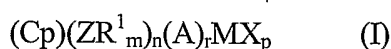
Table 4

Ex	PP wt%	C2 in EPDM wt%	ENB in EPDM wt%	Tension Set 100% room temperature %	Compression Set 22hr/70°C %	Hardness Shore A	50% Modulus MPa	100% Modulus MPa	200% Modulus MPa	Ultimate Elongation %	Tensile Strength MPa
1	38	65	2.0	20	61	82	2.9	3.6	4.5	490	6.7
2	32	61	2.5	19	75	76	2.7	3.4	4.4	310	4.9
3	33	61	2.3	12	49	73	2.3	3.0	4.1	440	6.9
4	38	64	2.0	14	53	81	3.1	3.8	5.1	445	9.7

**CLAIMS**

1. A process for the preparation of elastomeric polymer compositions comprising a polymerization step in which ethylene, an alpha-olefin  $\text{CH}_2=\text{CHL}$ , where L is an alkyl, cycloalkyl or aryl radical with 1-10 carbon atoms and a non-conjugated diene are polymerized in the presence of a catalyst system comprising a transition metal catalyst component supported on a porous alpha-olefin polymer, characterized in that at least part of the diene is impregnated on the porous alpha-olefin polymer.
2. The process according to claim 1 wherein the porous alpha-olefin polymer has a pore volume greater than 0.45 cc/g (determined by mercury absorption).
3. The process according to claims 1 or 2 comprising the following steps:
  - a) impregnating a porous alpha-olefin polymer with, in any order, a non conjugated diene and a catalyst system based on a transition metal compound; and
  - b) polymerizing ethylene, an alpha olefin of formula  $\text{CH}_2=\text{CHL}$  where L is an alkyl, cycloalkyl or aryl radical with 1-10 carbon atoms, and optionally a non conjugated diene in the presence of the supported catalyst obtained in step a).
4. The process according to claim 3 wherein step a) comprises the following substeps:
  - a1) first impregnating a porous alpha-olefin polymer with a non conjugated diene; and then
  - a2) impregnating the porous alpha-olefin polymer obtained in step a1) with a catalyst system based on a transition metal compound.
5. The process according to anyone of claims 1 to 4 wherein the polymerization process is carried out in a gas phase.
6. The process according to claim 5 wherein the polymerization process is carried out in a fluidized bed reactor.
7. The process according to anyone of claims 1 to 6 wherein the porous alpha-olefin polymer is used in an amount comprised between 10% and 70% by weight of the total polymer produced.
8. The process according to anyone of claims 1 to 7 wherein the porous alpha-olefin polymer is an homopolymer or copolymer of propylene.
9. The process according to claim 8 wherein the porous propylene homopolymer has the following characteristics:

- flexural modulus (METHOD ASTM D-5023) lower than 1200 Mpa;
  - in the Temperature Rising Elution Temperature analysis (TREF) the fraction eluted at a temperature range from 25°C to 97° is higher than 20% of the total polymer eluted;
  - a melting enthalpy lower than 90 J/g;
  - a pore volume greater than 0.45 cc/g.
10. The process according to anyone of claims 1 to 9 wherein the elastomeric terpolymer prepared in step b) contains from 20% to 90% by weight of ethylene derived units; from 10% to 80% by weight of an alpha-olefin derived units, and from 0.5% to 20% by weight of a non conjugated diene.
11. The process according to anyone of claims 1 to 10 wherein the catalyst system comprises a compound of Ti not containing Metal- $\pi$  bonds (Ziegler/Natta) and a Mg halide, optionally containing one or more electron donor compounds, a compound of V or a metallocene compound.
12. The process according to claim 11 wherein the catalysts system comprises:
- A) a compound of formula  $TiCl_4$ ,  $TiCl_3$  or  $Ti(OT^1)_f T^{2}_{g-f}$ ,  $T^1$  being a hydrocarbon radical containing up to 15 carbon atoms or a  $-COT^3$  group,  $T^3$  being a hydrocarbon radical containing up to 15 carbon atoms,  $T^2$  being a halogen,  $f$  ranges from 1 to 4 and  $g$  is the valence of titanium, supported on Mg halide, preferably on active  $MgCl_2$ ;
  - B) an internal electron-donor;
  - C) an aluminium-alkyl compound (Al-alkyl); and optionally
  - D) one or more external electron-donors.
13. The process according to claim 11 wherein the catalysts system comprises:
- A) a compound of formula  $VCl_3$ ,  $VCl_4$ ,  $VOCl_3$ , vanadyl halides,  $VO(Ac)_3$ ,  $V(Acac)_3$  or  $VO(OT^4)_3$  where  $T^4$  is a  $C_1$ - $C_{10}$  alkyl group,  $Ac$  is an acetate group and  $Acac$  is an acetoacetate group; and
  - B) an aluminium-alkyl compound (Al-alkyl).
14. The process according to claim 11 wherein the catalysts system comprises:
- (A) a compound belonging to the following formula (I)



wherein  $(ZR^1_m)_n$  is a divalent group bridging Cp and A; Z being C, Si, Ge, N or P, and the  $R^1$  groups, equal to or different from each other, being hydrogen or linear or

branched, saturated or unsaturated C<sub>1</sub>-C<sub>20</sub> alkyl, C<sub>3</sub>-C<sub>20</sub> cycloalkyl, C<sub>6</sub>-C<sub>20</sub> aryl, C<sub>7</sub>-C<sub>20</sub> alkylaryl or C<sub>7</sub>-C<sub>20</sub> arylalkyl groups or two R<sup>1</sup> can form a aliphatic or aromatic C<sub>4</sub>-C<sub>7</sub> ring;

Cp is a substituted or unsubstituted cyclopentadienyl group, optionally condensed to one or more substituted or unsubstituted, saturated, unsaturated or aromatic rings, containing from 4 to 6 carbon atoms, optionally containing one or more heteroatoms;

A is O, S, NR<sup>2</sup>, PR<sup>2</sup> wherein R<sup>2</sup> is hydrogen, a linear or branched, saturated or unsaturated C<sub>1</sub>-C<sub>20</sub> alkyl, C<sub>3</sub>-C<sub>20</sub> cycloalkyl, C<sub>6</sub>-C<sub>20</sub> aryl, C<sub>7</sub>-C<sub>20</sub> alkylaryl or C<sub>7</sub>-C<sub>20</sub> arylalkyl, or A has the same meaning of Cp;

M is a transition metal belonging to group 4, 5 or to the lanthanide or actinide groups of the Periodic Table of the Elements (IUPAC version);

the substituents X, equal to or different from each other, are monoanionic sigma ligands selected from the group consisting of hydrogen, halogen, R<sup>3</sup>, OR<sup>3</sup>, OCOR<sup>3</sup>, SR<sup>3</sup>, NR<sup>3</sup><sub>2</sub> and PR<sup>3</sup><sub>2</sub>, wherein R<sup>3</sup> is a linear or branched, saturated or unsaturated C<sub>1</sub>-C<sub>20</sub> alkyl, C<sub>3</sub>-C<sub>20</sub> cycloalkyl, C<sub>6</sub>-C<sub>20</sub> aryl, C<sub>7</sub>-C<sub>20</sub> alkylaryl or C<sub>7</sub>-C<sub>20</sub> arylalkyl group, optionally containing one or more Si or Ge atoms; preferably, the substituents X are the same;

m is 1 or 2, and more specifically it is 1 when Z is N or P, and it is 2 when Z is C, Si or Ge;

n is an integer ranging from 0 to 4;

r is 0, 1 or 2; preferably 0 or 1; n is 0 when r is 0 or 2;

p is an integer equal to the oxidation state of the metal M minus r+1; it ranges from 1 to 4; and

(B) one or more alumoxanes or compounds able to form an alkylmetallocene cation.

15. An heterophasic elastomeric polymer composition containing:

from 10% to 70% by weight, of a propylene homopolymer having the following characteristics:

- flexural modulus (METHOD ASTM D-5023) lower than 1200 Mpa;
- in the Temperature Rising Elution Temperature analysis (TREF) the fraction eluted at a temperature range from 25°C to 97° is higher then 20% of the total polymer eluted;
- a melting enthalpy lower than 90 J/g;



- a pore volume greater than 0.45 cc/g; and
- from 30% to 90% by weight, an ethylene, propylene and non conjugated diene terpolymer containing:
- from 20% to 90% by weight of ethylene derived units;
  - from 10% to 80% by weight of propylene derived units; and
  - from 0.5% to 20% by weight a non-conjugated dienes derived units.
16. A solid catalyst system comprising:
- a porous alpha-olefin polymer impregnated with a non conjugated diene;
  - a transition metal catalyst component; and
  - a suitable cocatalyst.
17. A process for preparing a thermoplastic elastomeric composition comprising putting in contact the product obtained by the process of claims 1-14 with crosslinking agents and, if appropriate, coadjuvants thereof, at temperatures of between 140 and 240 °C.

**INTERNATIONAL SEARCH REPORT**

International Application No  
PCT/EP 02/13326

**A. CLASSIFICATION OF SUBJECT MATTER**  
 IPC 7 C08F10/06 C08L23/16 C08F4/02 C08F2/34 C08L23/12

According to International Patent Classification (IPC) or to both national classification and IPC

**B. FIELDS SEARCHED**

Minimum documentation searched (classification system followed by classification symbols)  
 IPC 7 C08F C08L

Documentation searched other than minimum documentation to the extent that such documents are included in the fields searched

Electronic data base consulted during the international search (name of data base and, where practical, search terms used)  
 WPI Data, PAJ, EPO-Internal

**C. DOCUMENTS CONSIDERED TO BE RELEVANT**

Category *	Citation of document, with indication, where appropriate, of the relevant passages	Relevant to claim No.
X	WO 99 37698 A (SCHNEIDER JUERGEN M ;BAYER AG (DE); DAUBEN MICHAEL (DE); NENTWIG W) 29 July 1999 (1999-07-29) page 3, line 18 - line 25 page 4, line 8 -page 7, line 6 page 9, line 16 - line 31; claims; examples	1-17
X	WO 00 00517 A (GALIMBERTI MAURIZIO ;BARUZZI GIOVANNI (IT); MONTELL TECHNOLOGY COM) 6 January 2000 (2000-01-06) page 6, line 3 -page 7, line 9; claims 1,10-16; examples	15,16
X	WO 00 11057 A (NEWS JEAN ;COVEZZI MASSIMO (IT); GOVONI GABRIELE (IT); MONTECH USA) 2 March 2000 (2000-03-02) claim 6	15,16
	-/--	

Further documents are listed in the continuation of box C.

Patent family members are listed in annex.

\* Special categories of cited documents :

- \*A\* document defining the general state of the art which is not considered to be of particular relevance
- \*E\* earlier document but published on or after the international filing date
- \*L\* document which may throw doubts on priority claim(s) or which is cited to establish the publication date of another citation or other special reason (as specified)
- \*O\* document referring to an oral disclosure, use, exhibition or other means
- \*P\* document published prior to the international filing date but later than the priority date claimed

- \*T\* later document published after the international filing date or priority date and not in conflict with the application but cited to understand the principle or theory underlying the invention
- \*X\* document of particular relevance; the claimed invention cannot be considered novel or cannot be considered to involve an inventive step when the document is taken alone
- \*Y\* document of particular relevance; the claimed invention cannot be considered to involve an inventive step when the document is combined with one or more other such documents, such combination being obvious to a person skilled in the art.
- \*Z\* document member of the same patent family

Date of the actual completion of the international search

Date of mailing of the international search report

23 April 2003

06/05/2003

Name and mailing address of the ISA  
 European Patent Office, P.B. 5818 Patentlaan 2  
 NL - 2280 HV Rijswijk  
 Tel. (+31-70) 340-2040, Tx. 31 651 epo nl,  
 Fax: (+31-70) 340-3016

Authorized officer  
 Kaumann, E

## INTERNATIONAL SEARCH REPORT

 Internat~~l~~ Application No  
 PCT/EP 02/13326

C.(Continuation) DOCUMENTS CONSIDERED TO BE RELEVANT		
Category °	Citation of document, with indication, where appropriate, of the relevant passages	Relevant to claim No.
A	WO 96 02583 A (MONTELL TECHNOLOGY COMPANY BV) 1 February 1996 (1996-02-01) cited in the application page 5, line 15 -page 7, line 12 page 10, line 1 - line 8 page 19, line 11 - line 18; claims; examples ----	1-17
A	WO 96 11218 A (MONTELL TECHNOLOGY COMPANY BV) 18 April 1996 (1996-04-18) cited in the application page 4, line 12 -page 6, line 24 page 8, line 11 - line 24 page 11, line 12 - line 18; claims; examples ----	1-17
A	WO 99 45046 A (ABDOU SABET SABET ;ROSENBAUM BARRY M (US); ADVANCED ELASTOMER SYST) 10 September 1999 (1999-09-10) cited in the application claims ----	17
A	EP 1 065 220 A (UNION CARBIDE CHEM PLASTIC) 3 January 2001 (2001-01-03) claims; examples ----	1-14
A	EP 0 395 083 A (HIMONT INC) 31 October 1990 (1990-10-31) cited in the application the whole document -----	1-17

# INTERNATIONAL SEARCH REPORT

Information on patent family members

International Application No

PCT/EP 02/13326

Patent document cited in search report	Publication date	Patent family member(s)	Publication date	
WO 9937698	A	29-07-1999	DE 19801859 A1	22-07-1999
			AU 2164799 A	09-08-1999
			CA 2318142 A1	29-07-1999
			WO 9937698 A1	29-07-1999
			EP 1049731 A1	08-11-2000
			JP 2002501096 T	15-01-2002
			US 6399720 B1	04-06-2002
WO 0000517	A	06-01-2000	CA 2301618 A1	06-01-2000
			CN 1275133 T	29-11-2000
			WO 0000517 A1	06-01-2000
			EP 1015500 A1	05-07-2000
			JP 2002519447 T	02-07-2002
WO 0011057	A	02-03-2000	IT MI981906 A1	21-02-2000
			AU 5510099 A	14-03-2000
			BG 104423 A	31-08-2001
			BR 9915467 A	06-11-2001
			CA 2305691 A1	02-03-2000
			CN 1275139 T	29-11-2000
			WO 0011057 A1	02-03-2000
			EP 1023348 A1	02-08-2000
			HU 0004403 A2	28-04-2001
			JP 2002523536 T	30-07-2002
			NO 20001999 A	17-04-2000
			PL 340010 A1	15-01-2001
			SK 7282000 A3	07-11-2000
			TR 200001043 T1	21-03-2001
			US 6355731 B1	12-03-2002
			ZA 200001621 A	27-10-2000
			WO 9602583	A
AT 179724 T	15-05-1999			
AU 693239 B2	25-06-1998			
AU 3113295 A	16-02-1996			
BG 63015 B1	31-01-2001			
BG 100515 A	31-01-1997			
BR 9506342 A	05-08-1997			
CN 1134712 A ,B	30-10-1996			
CZ 9601135 A3	16-10-1996			
DE 69509488 D1	10-06-1999			
DE 69509488 T2	04-11-1999			
DK 720629 T3	01-11-1999			
WO 9602583 A1	01-02-1996			
EP 0720629 A1	10-07-1996			
ES 2132695 T3	16-08-1999			
FI 961268 A	02-05-1996			
HU 74779 A2	28-02-1997			
IL 114638 A	31-12-1999			
JP 9503250 T	31-03-1997			
NO 961108 A	10-05-1996			
PL 313587 A1	08-07-1996			
RU 2176252 C2	27-11-2001			
SK 49396 A3	05-03-1997			
TR 960075 A2	21-06-1996			
TW 424099 B	01-03-2001			
US 5589549 A	31-12-1996			
ZA 9505987 A	18-06-1996			

# INTERNATIONAL SEARCH REPORT

Information on patent family members

International Application No

PCT/EP 02/13326

Patent document cited in search report	Publication date	Patent family member(s)	Publication date			
WO 9611218	A	18-04-1996	IT 1270125 B 28-04-1997			
			AT 200499 T 15-04-2001			
			AU 694276 B2 16-07-1998			
			AU 3803395 A 02-05-1996			
			BG 100674 A 31-03-1997			
			BR 9506402 A 09-09-1997			
			CA 2178077 A1 18-04-1996			
			CN 1139934 A ,B 08-01-1997			
			CZ 9601994 A3 11-12-1996			
			DE 69520662 D1 17-05-2001			
			DE 69520662 T2 18-10-2001			
			DK 742801 T3 21-05-2001			
			WO 9611218 A1 18-04-1996			
			EP 0742801 A1 20-11-1996			
			ES 2156948 T3 01-08-2001			
			FI 962329 A 04-06-1996			
			GR 3035745 T3 31-07-2001			
			HU 75175 A2 28-04-1997			
			IL 115515 A 26-07-2000			
			JP 9506391 T 24-06-1997			
			NO 962298 A 04-06-1996			
			PL 314853 A1 30-09-1996			
			PT 742801 T 30-08-2001			
			RU 2171265 C2 27-07-2001			
			SK 87296 A3 09-04-1997			
			TR 960285 A2 21-06-1996			
			US 5648422 A 15-07-1997			
			US 6028140 A 22-02-2000			
			ZA 9508316 A 26-04-1996			
			WO 9945046	A	10-09-1999	AU 2801899 A 20-09-1999
						AU 2888499 A 20-09-1999
AU 746440 B2 02-05-2002						
AU 2889399 A 20-09-1999						
AU 742900 B2 17-01-2002						
AU 2894299 A 20-09-1999						
AU 741842 B2 13-12-2001						
AU 3067899 A 20-09-1999						
BR 9907754 A 17-10-2000						
BR 9907924 A 28-11-2000						
BR 9908423 A 31-10-2000						
BR 9909216 A 28-11-2000						
CA 2318246 A1 10-09-1999						
CA 2319067 A1 10-09-1999						
CA 2319778 A1 10-09-1999						
CA 2322263 A1 10-09-1999						
CN 1291204 T 11-04-2001						
CN 1292003 T 18-04-2001						
CN 1292007 T 18-04-2001						
CN 1291999 T 18-04-2001						
DE 69902362 D1 05-09-2002						
DE 69902362 T2 19-12-2002						
EP 1060198 A1 20-12-2000						
EP 1060202 A1 20-12-2000						
EP 1062256 A1 27-12-2000						
EP 1064311 A1 03-01-2001						
EP 1062254 A1 27-12-2000						
ES 2181408 T3 16-02-2003						

# INTERNATIONAL SEARCH REPORT

Information on patent family members

International Application No

PCT/EP 02/13326

Patent document cited in search report	Publication date	Patent family member(s)	Publication date	
WO 9945046	A	JP 2002505352 T	19-02-2002	
		JP 2002505353 T	19-02-2002	
		JP 2002505354 T	19-02-2002	
		JP 2002505357 T	19-02-2002	
		PL 342705 A1	02-07-2001	
		WO 9945049 A1	10-09-1999	
		WO 9945046 A1	10-09-1999	
		WO 9945040 A1	10-09-1999	
		WO 9945041 A1	10-09-1999	
		WO 9945042 A1	10-09-1999	
		US 6319998 B1	20-11-2001	
		US 6262202 B1	17-07-2001	
		US 6291609 B1	18-09-2001	
		US 6218488 B1	17-04-2001	
		US 6388016 B1	14-05-2002	
		US 2002007025 A1	17-01-2002	
EP 1065220	A	03-01-2001	US 6255412 B1	03-07-2001
			BR 0002908 A	31-10-2000
			CN 1279244 A	10-01-2001
			EP 1065220 A1	03-01-2001
			JP 2001040020 A	13-02-2001
EP 0395083	A	31-10-1990	IT 1230134 B	14-10-1991
			AT 160150 T	15-11-1997
			AU 636142 B2	22-04-1993
			AU 5456990 A	01-11-1990
			BR 9001991 A	13-08-1991
			CA 2015685 A1	28-10-1990
			CN 1047302 A ,B	28-11-1990
			CZ 9900469 A3	17-01-2001
			DD 298935 A5	19-03-1992
			DE 69031693 D1	18-12-1997
			DE 69031693 T2	14-05-1998
			EP 1251141 A2	23-10-2002
			EP 0395083 A2	31-10-1990
			EP 0789037 A2	13-08-1997
			ES 2110399 T3	16-02-1998
			FI 103124 B1	30-04-1999
			FI 970960 A	06-03-1997
			HK 1004605 A1	27-11-1998
			HU 62609 A2	28-05-1993
			IL 94154 A	25-01-1994
			JP 3016816 B2	06-03-2000
			JP 3062805 A	18-03-1991
			JP 3193360 B2	30-07-2001
			JP 2000080121 A	21-03-2000
			KR 177803 B1	15-05-1999
			MX 20477 A	01-12-1993
			NO 901912 A ,B,	29-10-1990
			PL 284968 A1	13-01-1992
			PL 165373 B1	30-12-1994
			PL 165028 B1	30-11-1994
			PT 93923 A ,B	20-11-1990
SK 74798 A3	14-02-2000			
SK 210990 A3	11-01-1999			
RU 2045537 C1	10-10-1995			
US 5221651 A	22-06-1993			

# INTERNATIONAL SEARCH REPORT

Information on patent family members

International Application No

PCT/EP 02/13326

Patent document cited in search report	Publication date	Patent family member(s)	Publication date
EP 0395083	A	YU 82990 A1	31-10-1991
		ZA 9003063 A	30-01-1991
-----			