



US00D671915S

(12) **United States Design Patent**
Birger

(10) **Patent No.:** **US D671,915 S**

(45) **Date of Patent:** **** Dec. 4, 2012**

(54) **HEADSET**

(75) Inventor: **Johan Birger**, Malmö (SE)

(73) Assignee: **GN Netcom A/S** (DK)

(**) Term: **14 Years**

(21) Appl. No.: **29/409,215**

(22) Filed: **Dec. 21, 2011**

(30) **Foreign Application Priority Data**

Jul. 5, 2011 (EM) 001886821-0001

(51) **LOC (9) Cl.** **14-01**

(52) **U.S. Cl.** **D14/206**

(58) **Field of Classification Search** D14/205,
D14/206, 223; 181/129, 130, 135; 379/430,
379/431; 381/374, 380, 381; 455/90.3, 575.2
See application file for complete search history.

(56) **References Cited**

U.S. PATENT DOCUMENTS

D233,444	S	*	10/1974	Christian	D14/206
5,210,792	A	*	5/1993	Kajihara	379/430
5,414,769	A	*	5/1995	Gathey et al.	379/430
D407,089	S	*	3/1999	Norin	D14/206
D420,007	S	*	2/2000	Marshall et al.	D14/226
D442,575	S	*	5/2001	Hayes et al.	D14/206
D445,416	S	*	7/2001	Glezerman	D14/223
D451,089	S	*	11/2001	Hohl et al.	D14/223
6,320,960	B1	*	11/2001	Lathrop et al.	379/430

D476,645	S	*	7/2003	Padala et al.	D14/223
D498,227	S	*	11/2004	Dyer et al.	D14/205
D500,999	S	*	1/2005	Dyer et al.	D14/223
D504,673	S	*	5/2005	Dyer et al.	D14/205
D506,994	S	*	7/2005	Olson et al.	D14/223
D535,975	S	*	1/2007	Brennwald	D14/206
D588,110	S	*	3/2009	Darbut	D14/223
D601,126	S	*	9/2009	Christopher et al.	D14/206
D602,908	S	*	10/2009	Ham et al.	D14/206
D609,699	S	*	2/2010	Burnham	D14/223
D611,933	S	*	3/2010	Burnham	D14/223
D617,780	S	*	6/2010	Jaakkola et al.	D14/223
D625,297	S	*	10/2010	Tseng et al.	D14/223
D639,787	S	*	6/2011	Quek	D14/223
D651,197	S	*	12/2011	Birger	D14/223

* cited by examiner

Primary Examiner — Paula Greene

(74) *Attorney, Agent, or Firm* — Altera Law Group, LLC

(57) **CLAIM**

The ornamental design for a headset, as shown and described.

DESCRIPTION

FIG. 1 is a perspective view of the headset.

FIG. 2 is a rear view thereof.

FIG. 3 is a front view thereof.

FIG. 4 is a bottom view thereof.

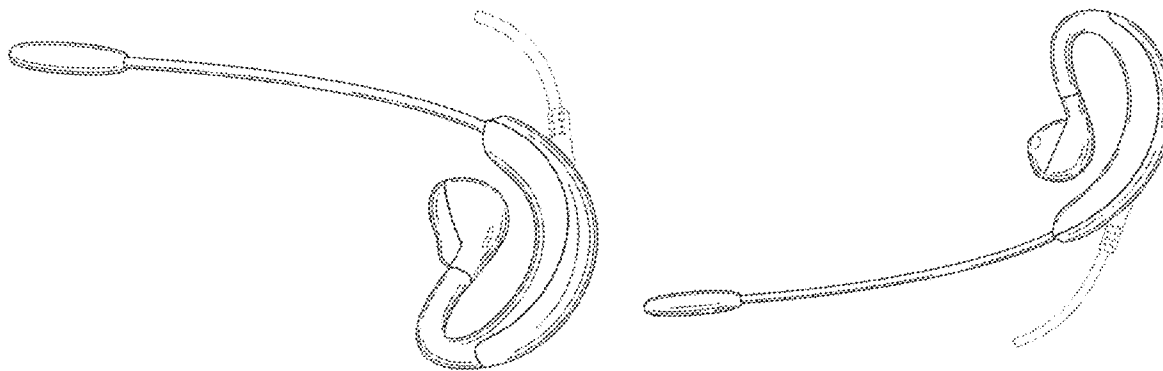
FIG. 5 is a top view thereof.

FIG. 6 is a side view thereof; and,

FIG. 7 is the other side view thereof.

The features shown with broken lines depict environmental subject matter only and form no part of the claimed design.

1 Claim, 6 Drawing Sheets



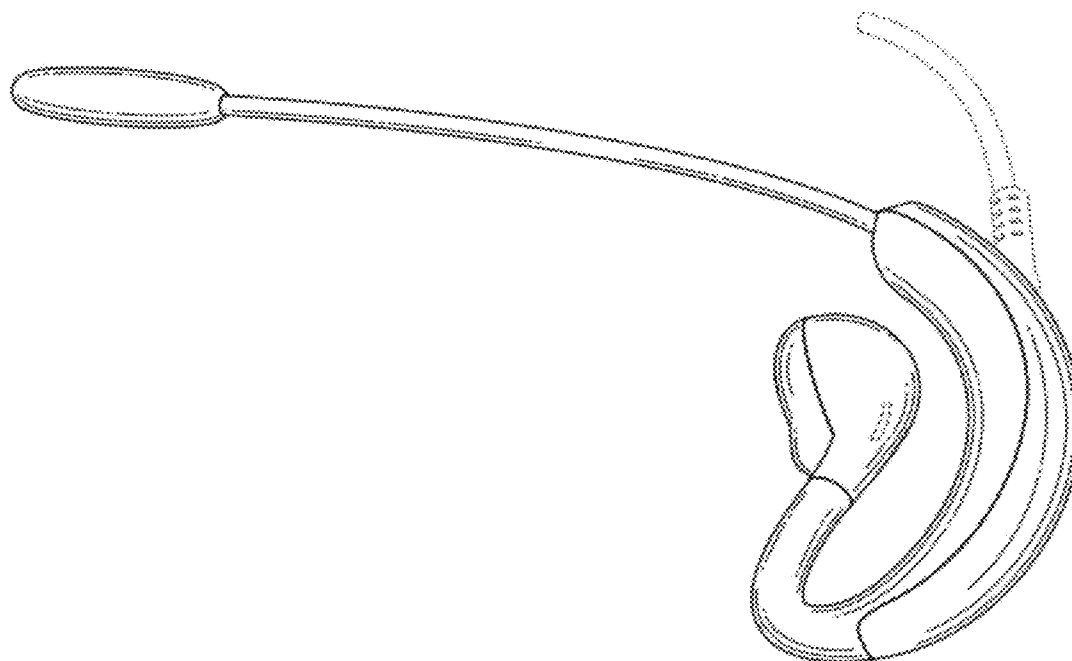


Fig. 1

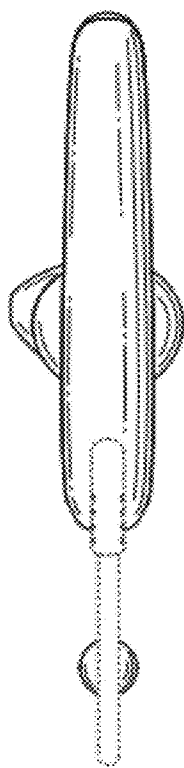


Fig. 2

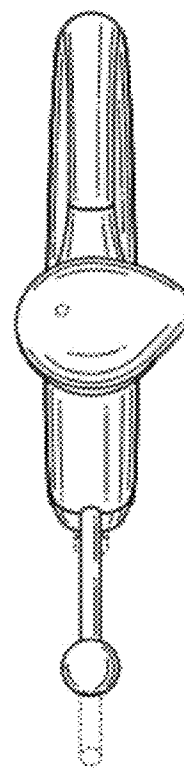


Fig. 3




Fig. 4

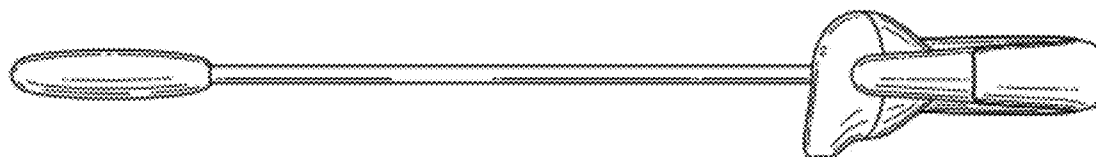


Fig. 5

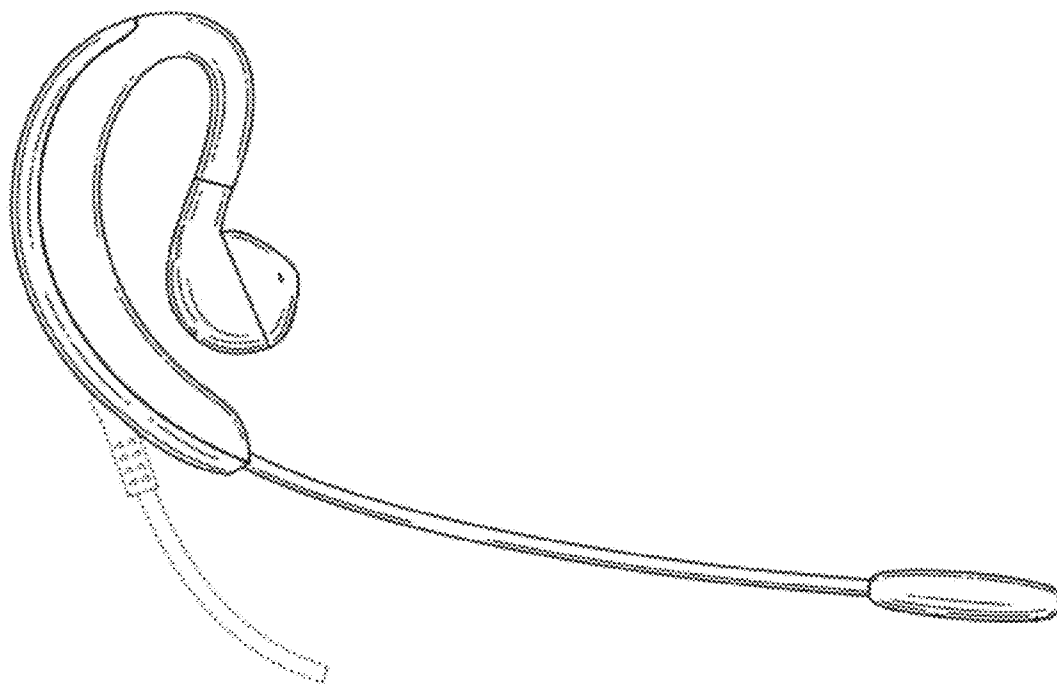


Fig. 6

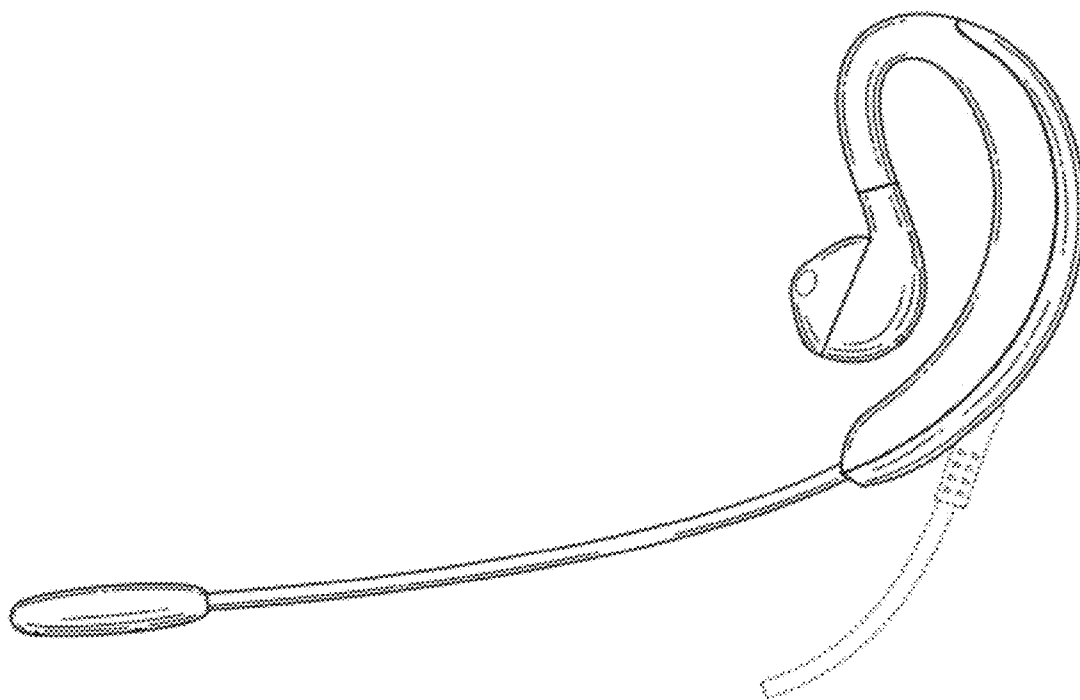


Fig. 7