



US00D934693S

(12) **United States Design Patent**
Pecchioli

(10) **Patent No.:** **US D934,693 S**

(45) **Date of Patent:** **** Nov. 2, 2021**

(54) **BOTTLE**

(71) Applicant: **Ruffino S.r.l.**, Florence (IT)

(72) Inventor: **Tommaso Pecchioli**, Florence (IT)

(73) Assignee: **RUFFINO S.R.L.**, Florence (IT)

(**) Term: **15 Years**

(21) Appl. No.: **29/743,509**

(22) Filed: **Jul. 22, 2020**

(51) **LOC (13) Cl.** **09-01**

(52) **U.S. Cl.**
USPC **D9/545**; D9/439; D9/454; D9/546;
D9/550; D9/556; D9/558

(58) **Field of Classification Search**
USPC D9/434-435, 439, 454, 500-503, 505,
D9/516, 520, 530, 537-539, 544-546,
D9/549-550, 555-556, 558, 715, 719
CPC B65D 1/00; B65D 1/02; B65D 1/0223;
B65D 1/023; B65D 23/00; B65D
2501/00; B65D 2501/0009
See application file for complete search history.

(56) **References Cited**

U.S. PATENT DOCUMENTS

D28,634 S *	5/1898	Schilling	D9/550
D99,627 S *	5/1936	Lorenzen	D9/556
D100,323 S *	7/1936	Fuerst	D9/556
D102,910 S *	1/1937	Lorenzen	D9/556
D138,663 S *	8/1944	Teunisz	D9/556
D138,999 S *	10/1944	Liska, Jr.	D9/556
D168,885 S *	2/1953	Fischer	D9/556
D176,487 S *	12/1955	Sherman	D9/556
D177,550 S *	5/1956	Bloomfield	D9/556

D258,047 S *	1/1981	Strand	D7/300
D259,920 S *	7/1981	Honeos	D9/500
D281,862 S *	12/1985	Bertrand	D9/545
D306,260 S *	2/1990	Daucourt	D9/545
D340,646 S *	10/1993	Jeanjean	D9/545
D350,901 S *	9/1994	Pellew-Harvey	D9/553
D393,209 S *	4/1998	Steih	D9/550
D578,402 S *	10/2008	Henderson	D9/556
D578,403 S *	10/2008	Henderson	D9/556
D578,404 S *	10/2008	Henderson	D9/556
D578,405 S *	10/2008	Henderson	D9/556
D698,243 S *	1/2014	Letamendi	D9/500
D698,648 S *	2/2014	Letamendi	D9/500
D705,073 S *	5/2014	Pluta	D9/545
D726,010 S *	4/2015	Savkar	D9/500
D859,161 S *	9/2019	Martini	D9/556
D863,059 S *	10/2019	Mazzer	D9/500
D901,308 S *	11/2020	Travagnin	D9/667

* cited by examiner

Primary Examiner — Dana Meyrow

(74) *Attorney, Agent, or Firm* — Seyfarth Shaw LLP;
Brian Michaelis


(57) **CLAIM**

The ornamental design for a bottle, as shown and described.

DESCRIPTION

FIG. 1 is a perspective view of a bottle;
FIG. 2 is a front side elevation view thereof;
FIG. 3 is a rear side elevation view thereof;
FIG. 4 is a left side elevation view thereof;
FIG. 5 is a right side elevation view thereof;
FIG. 6 is a top plan view thereof; and,
FIG. 7 is a bottom plan view thereof.
The elements shown in broken lines do not constitute part of
the claimed design.

1 Claim, 7 Drawing Sheets



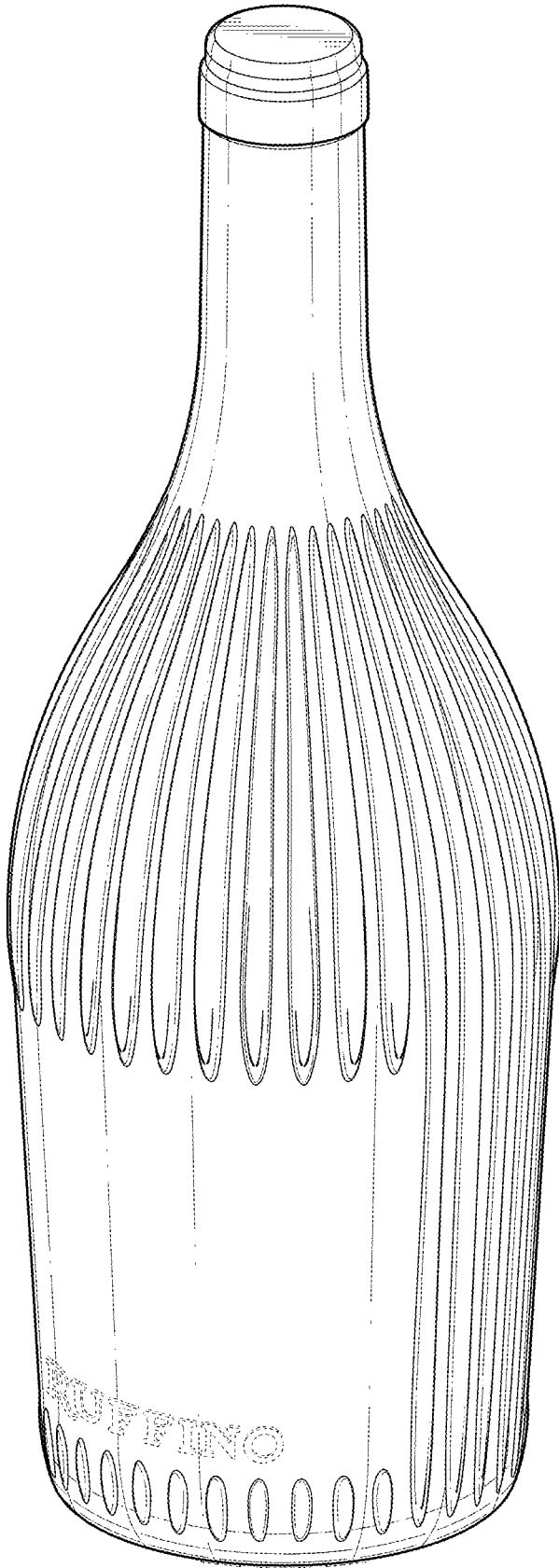


FIG. 1

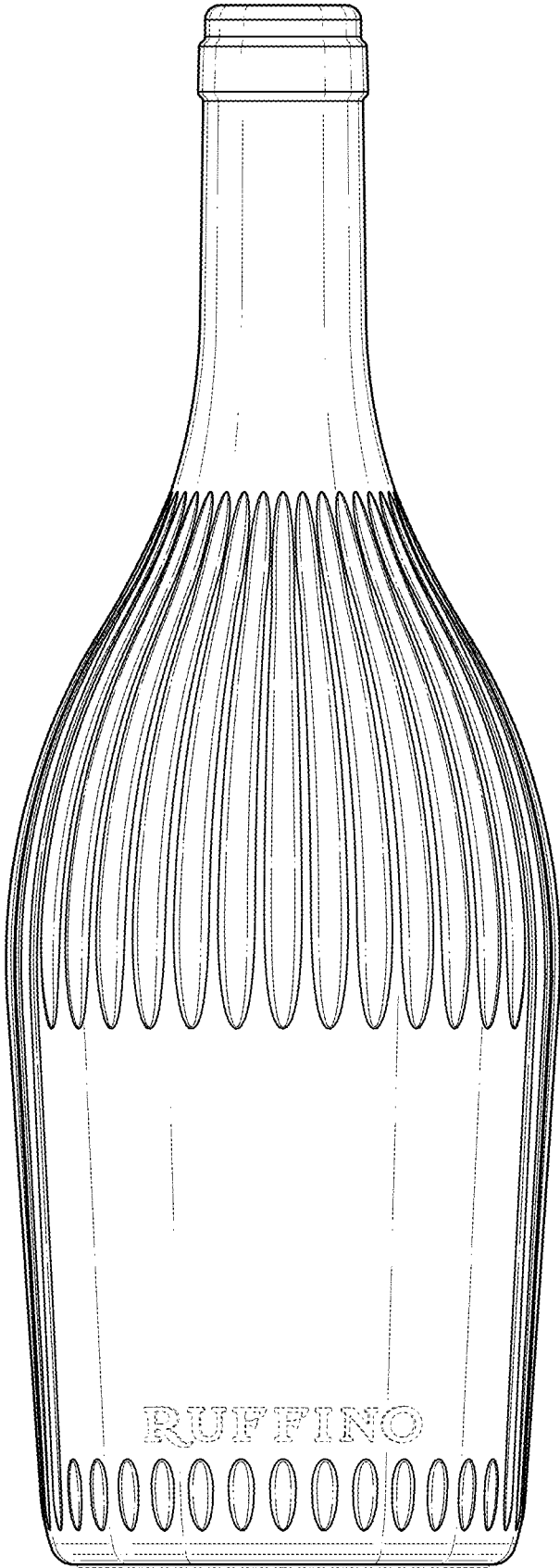


FIG. 2

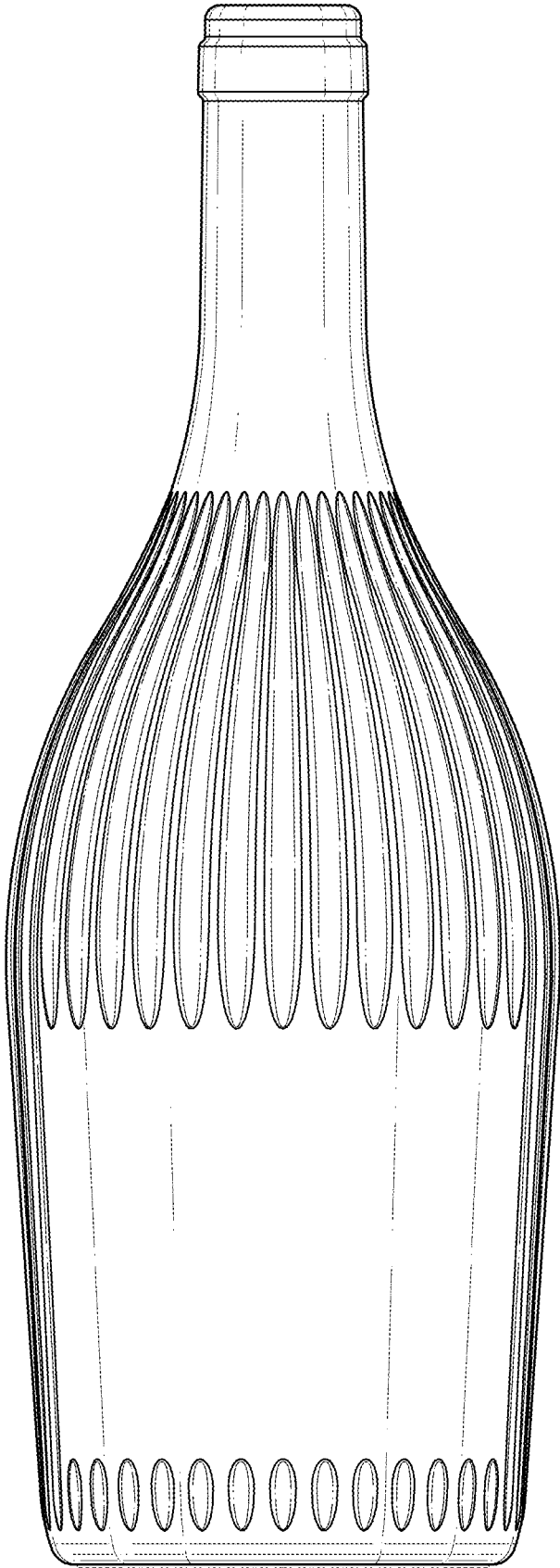


FIG. 3

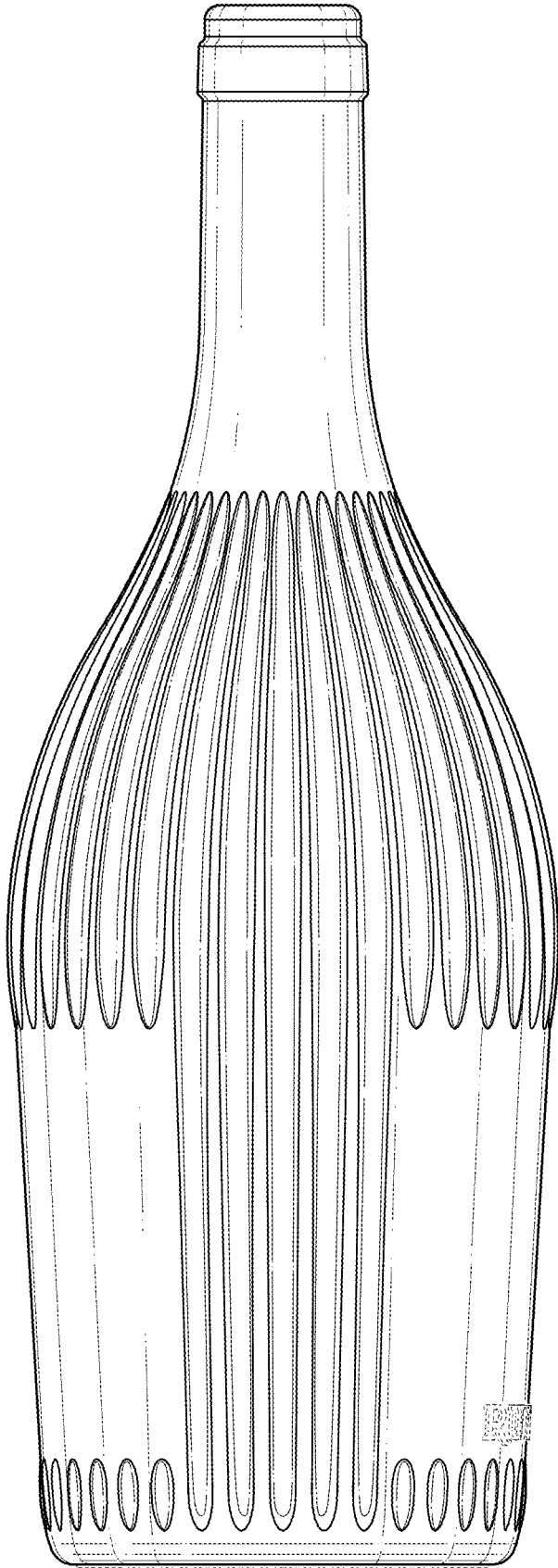


FIG. 4

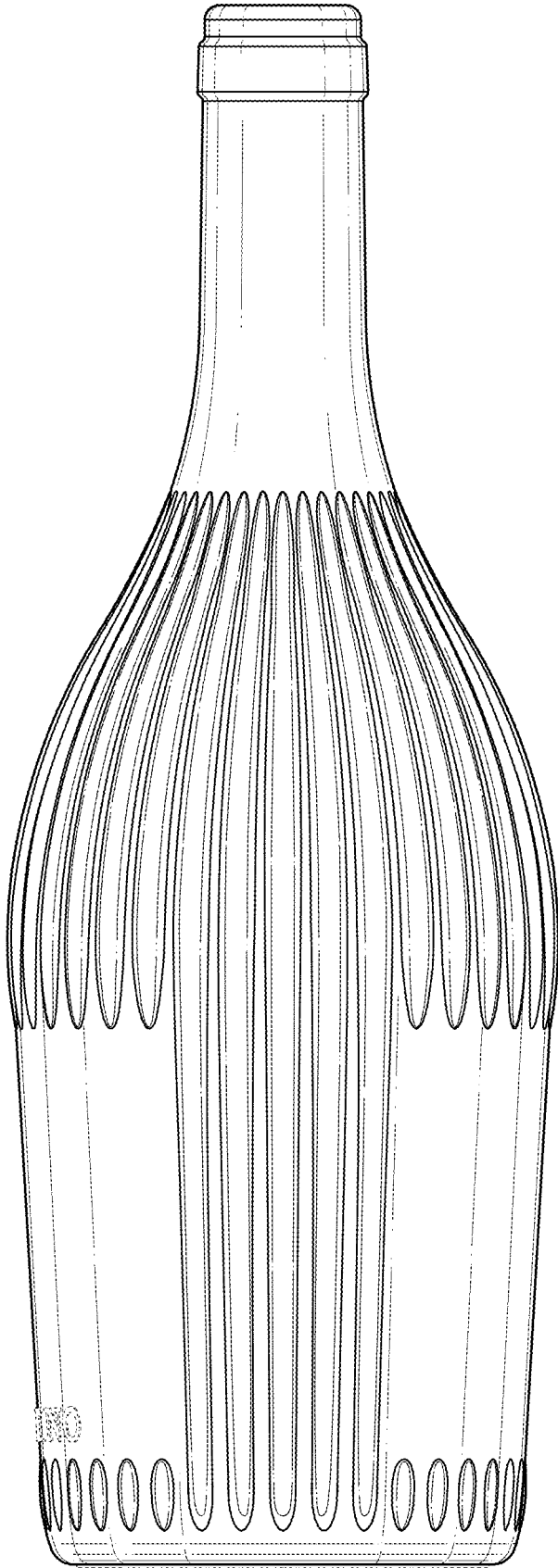


FIG. 5




FIG. 6




FIG. 7