

Dec. 27, 1966

H. PAULI

3,293,846

BRACELET TIMEPIECE

Filed Dec. 10, 1964

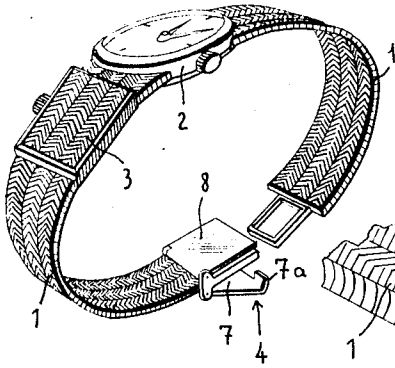


FIG. 1

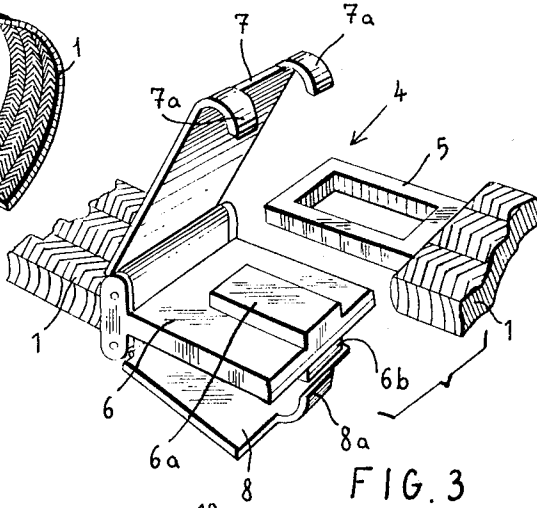


FIG. 3

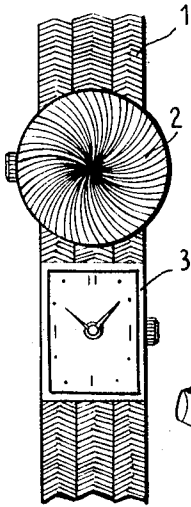


FIG. 2

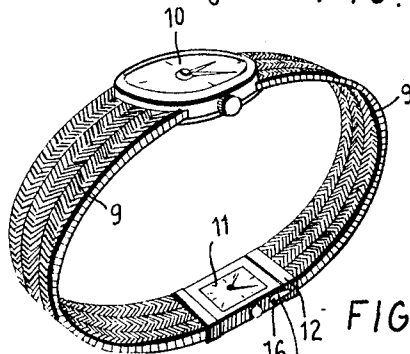


FIG. 4

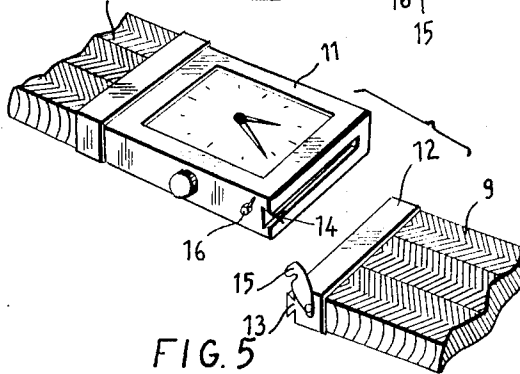


FIG. 5

INVENTOR
Heinz PAULI
BY *Kenwood Ross*
ATTORNEYS

1

3,293,846

BRACELET TIMEPIECE

Heinz Pauli, Granges, Switzerland, assignor to Atlantic Fabrique d'Horlogerie S.A., Soleure, Switzerland

Filed Dec. 10, 1964, Ser. No. 417,372

Claims priority, application Switzerland, Dec. 20, 1963, 15,801/63

3 Claims. (Cl. 58—57)

The invention relates to a timepiece.

According to the invention, there is provided a timepiece which is characterized by the fact that it comprises a double-faced bracelet bearing two watches, which are not coaxial and which are directed the opposite way to one another in such a manner that, when one of the faces of the bracelet is in contact with the wrist, the dial of one of the watches is visible, whereas when the other face of the bracelet is in contact with the wrist, the dial of the other watch is visible.

The invention will be described more fully, by way of example only, with reference to two embodiments thereof, shown in the accompanying drawings in which:

FIGURE 1 is a perspective view of one such embodiment;

FIGURE 2 shows a detail thereof, in plan view;

FIGURE 3 is a perspective view showing another detail, drawn on a larger scale;

FIGURE 4 is a perspective view of the second embodiment; and

FIGURE 5 is a perspective view showing a detail, drawn on a larger scale.

Referring to FIGURES 1 to 3, the article shown therein comprises a double-faced flexible metal bracelet 1, bearing two watches indicated at 2 and 3 respectively. These two watches are not coaxial and are directed in relation to one another in such a way that when one of the faces of the bracelet is in contact with the wrist, the dial of one watch is visible, whereas when the other face of the bracelet is in contact with the wrist, the dial of the other watch is visible.

The back of the watch 3 is decorated so as to resemble the corresponding face of the bracelet 1 and thus to be capable of being confused with it. In contrast, the back of the watch 2 (FIGURE 2) is decorated so as to appear as an ornament contrasting with the bracelet 1 such as, for example, being like a medal which might be carried by the bracelet.

The fastener, which is indicated generally by 4 in FIGURE 1, is shown in detail in FIGURE 3. It comprises a buckle 5 fixed at the extremity of one of the ends of the bracelet 1 and a fastening plate 6 fixed at the other end of the bracelet. The plate 6 has, on each of its faces, a fastening projection 6a or 6b respectively, with one or the other of which the buckle 5 engages. The fastener also comprises two cover-plates 7 and 8, which are hinged at one end of the plate 6 and which co-operate with it at its other end by means of two hook-shaped side tongues 7a on the cover-plate 7 and by means of a hook-shaped central tongue 8a on the cover-plate 8, so as to

2

form catches. It should be noted that the tongue 8a passes through the opening of the buckle 5 which is, for this purpose, longer than the projections 6a and 6b. One or the other of these projections 6a or 6b serves to engage the buckle 5, accordingly as one or the other face of the bracelet is in contact with the wrist.

Referring now to FIGURES 4 and 5, the bracelet, which again is of metal and is flexible, is indicated by 9. It bears a round watch case 10 and also a rectangular watch case 11. When the bracelet is closed, these two watches are diametrically opposed (see FIGURE 4) but, as in the embodiment of FIGURES 1 to 3, when the bracelet is opened flat, the watches are directed the opposite way to one another, so that when one of the faces of the bracelet is in contact with the wrist during wear, the dial of one of the watches is visible, whereas when the other face of the bracelet is in contact with the wrist, the dial of the other watch is visible.

The fastening of the bracelet is capable of being confused with the watch 11. For this purpose, the case of this watch is attached at the extremity of one of the ends of the bracelet 9, whereas the other end of the bracelet bears a terminal unit 12 having a profiled projection 13 which can be engaged, by a sideways movement, with a rectilinear groove 14 of dove-tail cross-section formed in the case of the watch 11. A hook-like catch 15 is pivotally mounted on the terminal unit 12 and engages with a headed stud 16 which is provided on the side of the case of the watch 11 and which is adapted to prevent the projection 13 from sliding out of the groove 14 inadvertently. This fastening has the advantage that it may easily be engaged, no matter which face of the bracelet is in contact with the wrist.

What I claim is:

1. In a jewelry piece for wearing on the wrist of a wearer, a double-faced bracelet, a pair of watches mounted on said bracelet to face in opposite ways from one another, with one of the faces of said bracelet being in contact with the wrist and the face of one of said watches being visible and with the other face of said bracelet being in contact with the wrist and the face of the other of said watches being visible, a double clasp device for allowing either face of said bracelet to be in contact with the wrist.

2. In a jewelry piece as set forth in claim 1 the back of one of said watches being decorated as the corresponding face of the bracelet.

3. In a jewelry piece as set forth in claim 1, the back of one of said watches being decorated as an ornament carried by said bracelet.

References Cited by the Examiner

UNITED STATES PATENTS

1,440,230	12/1922	Mestikin.	
1,784,887	12/1930	Campbell	24—265
3,010,627	11/1961	Hoover	224—28

RICHARD B. WILKINSON, *Primary Examiner.*

GERALD F. BAKER, *Examiner.*