



US 20130128837A1

(19) **United States**

(12) **Patent Application Publication**
Gong et al.

(10) **Pub. No.: US 2013/0128837 A1**

(43) **Pub. Date: May 23, 2013**

(54) **DEVICE, SYSTEM AND METHOD OF SIMULTANEOUSLY COMMUNICATING WITH A GROUP OF WIRELESS COMMUNICATION DEVICES**

(52) **U.S. Cl.**
CPC *H04W 4/08* (2013.01)
USPC **370/329**

(71) Applicants: **Michelle X. Gong**, Sunnyvale, CA (US);
Robert J. Stacey, Portland, OR (US)

(57) **ABSTRACT**

(72) Inventors: **Michelle X. Gong**, Sunnyvale, CA (US);
Robert J. Stacey, Portland, OR (US)

Some demonstrative embodiments include devices, systems and/or methods of simultaneously communicating with a group of wireless communication devices. For example, a device may include a wireless communication unit to transmit at least one beamforming-training initiation frame to a group of a plurality of wireless communication devices, wherein the wireless communication unit is to receive two or more feedback frames from two or more of the wireless communication devices, wherein the wireless communication unit is to determine two or more beamforming schemes based on the two or more feedback frames, and wherein the wireless communication unit is to simultaneously transmit two or more different wireless communication transmissions to the two or more wireless communication devices, respectively, using the two or more beamforming schemes, respectively. Other embodiments are described and claimed.

(21) Appl. No.: **13/738,162**

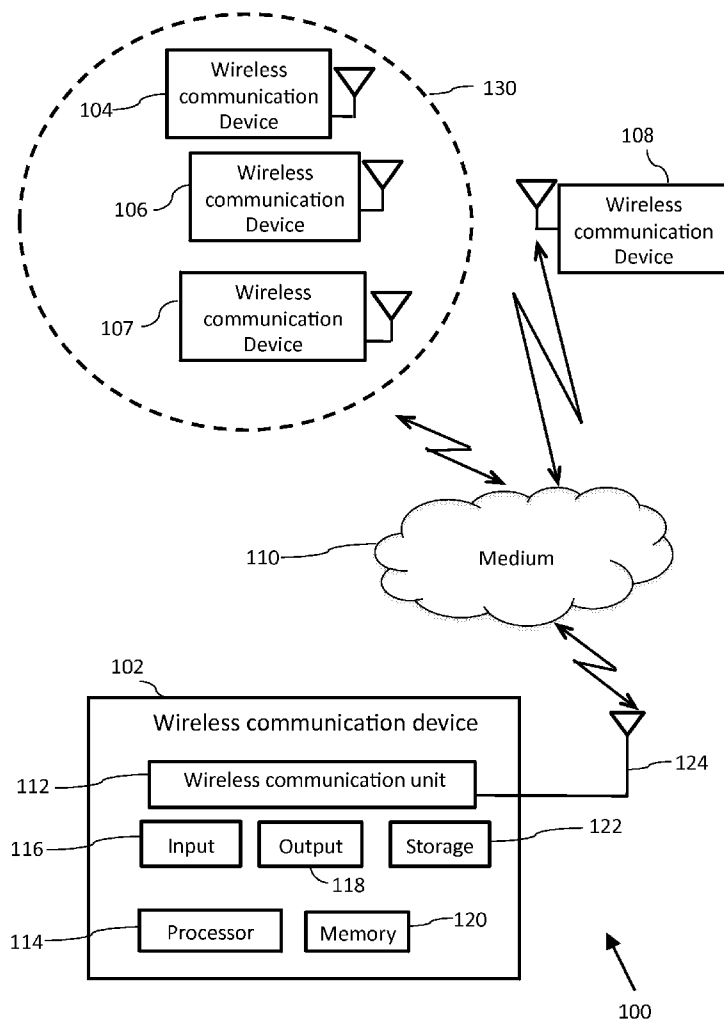
(22) Filed: **Jan. 10, 2013**

Related U.S. Application Data

(63) Continuation of application No. 12/645,648, filed on Dec. 23, 2009, now Pat. No. 8,374,154.

Publication Classification

(51) **Int. Cl.**
H04W 4/08 (2006.01)



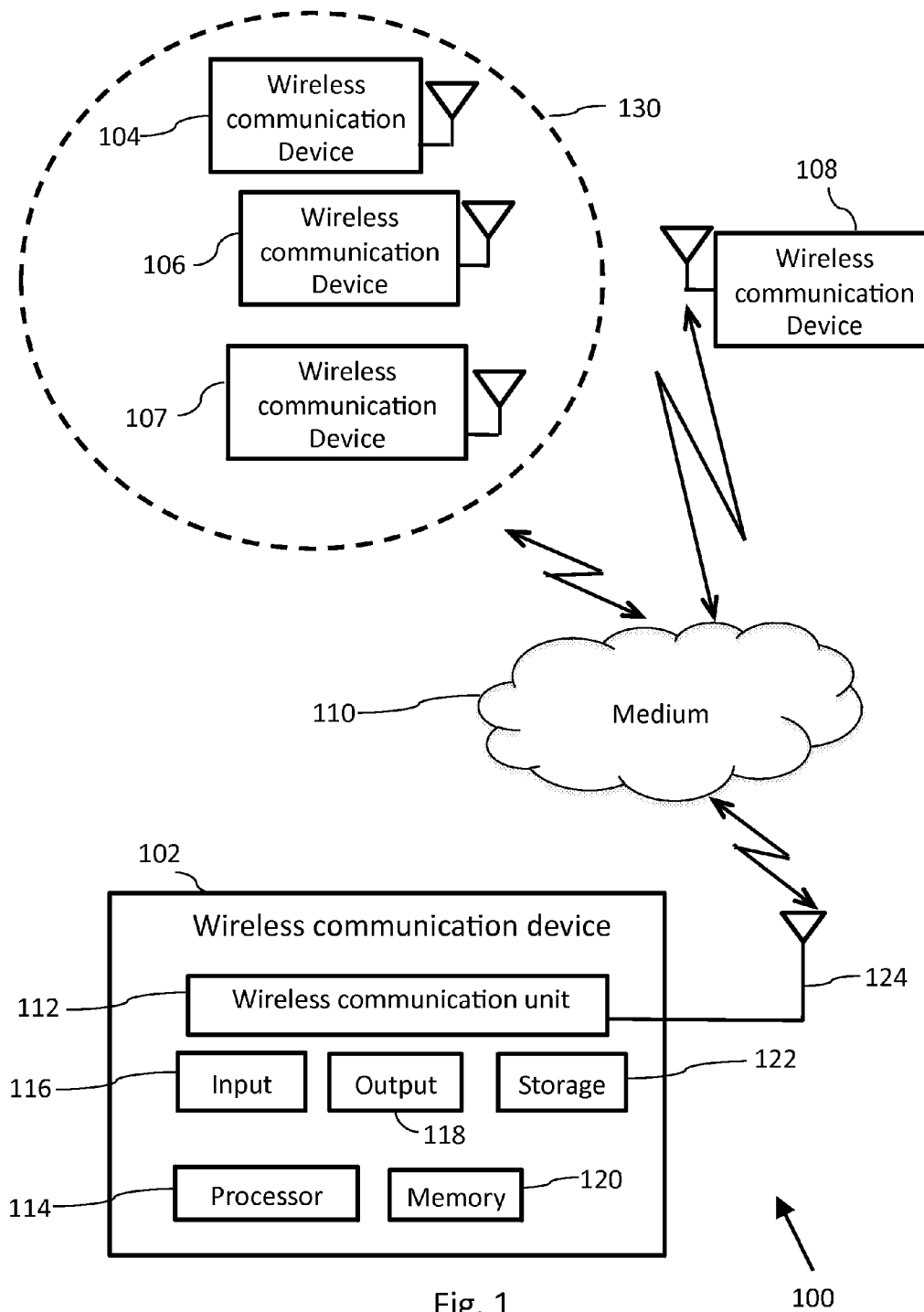


Fig. 1

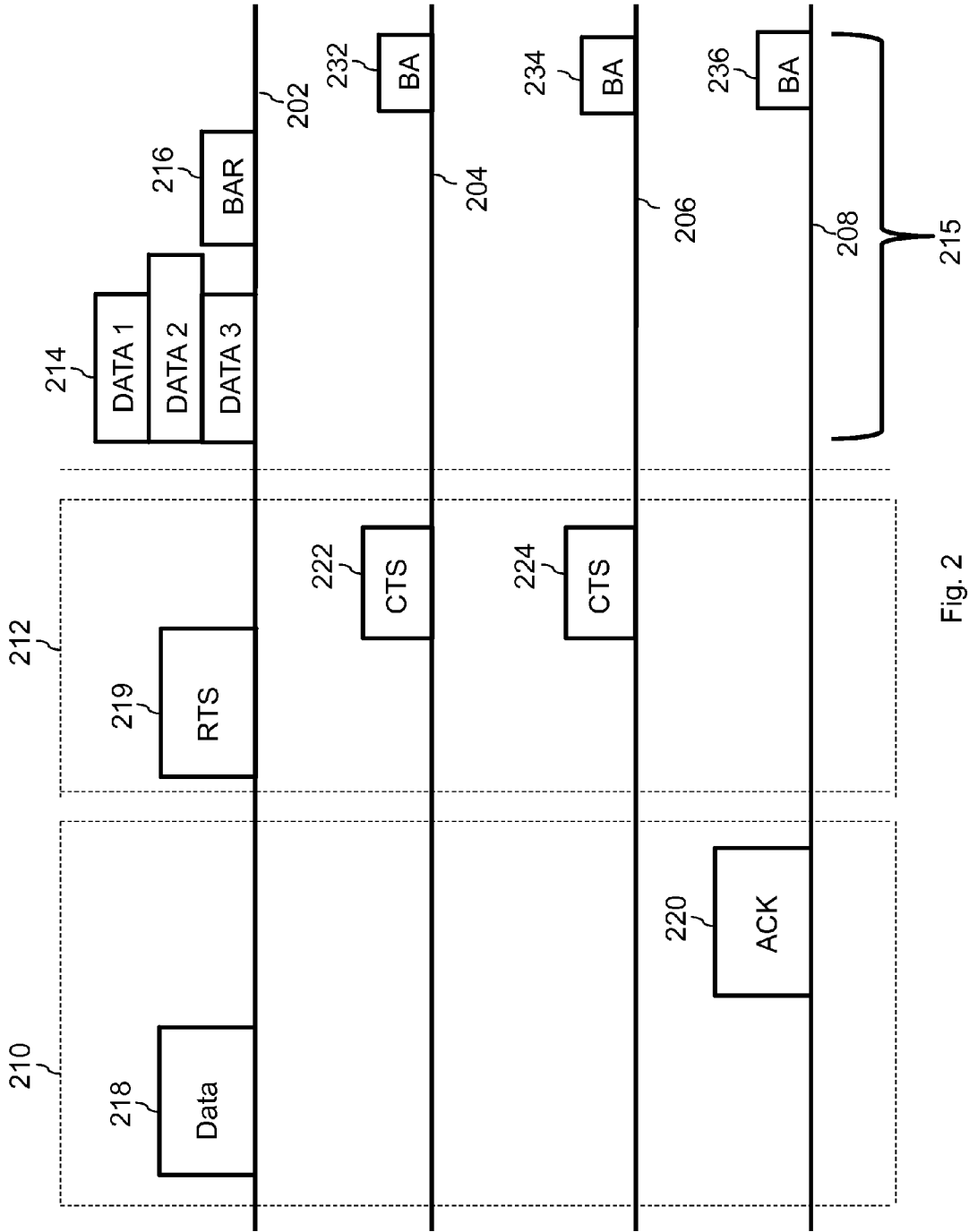


Fig. 2

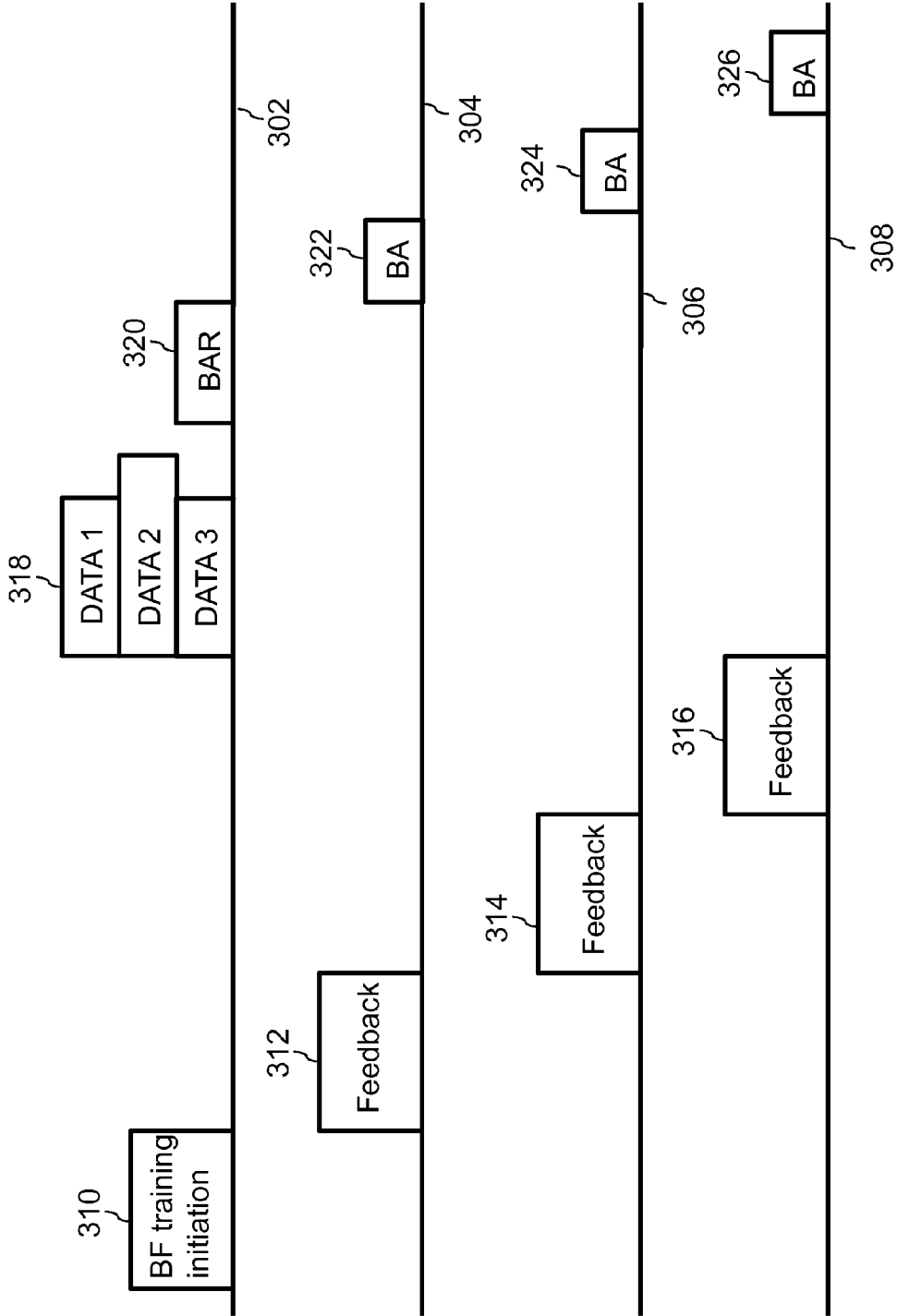


Fig. 3

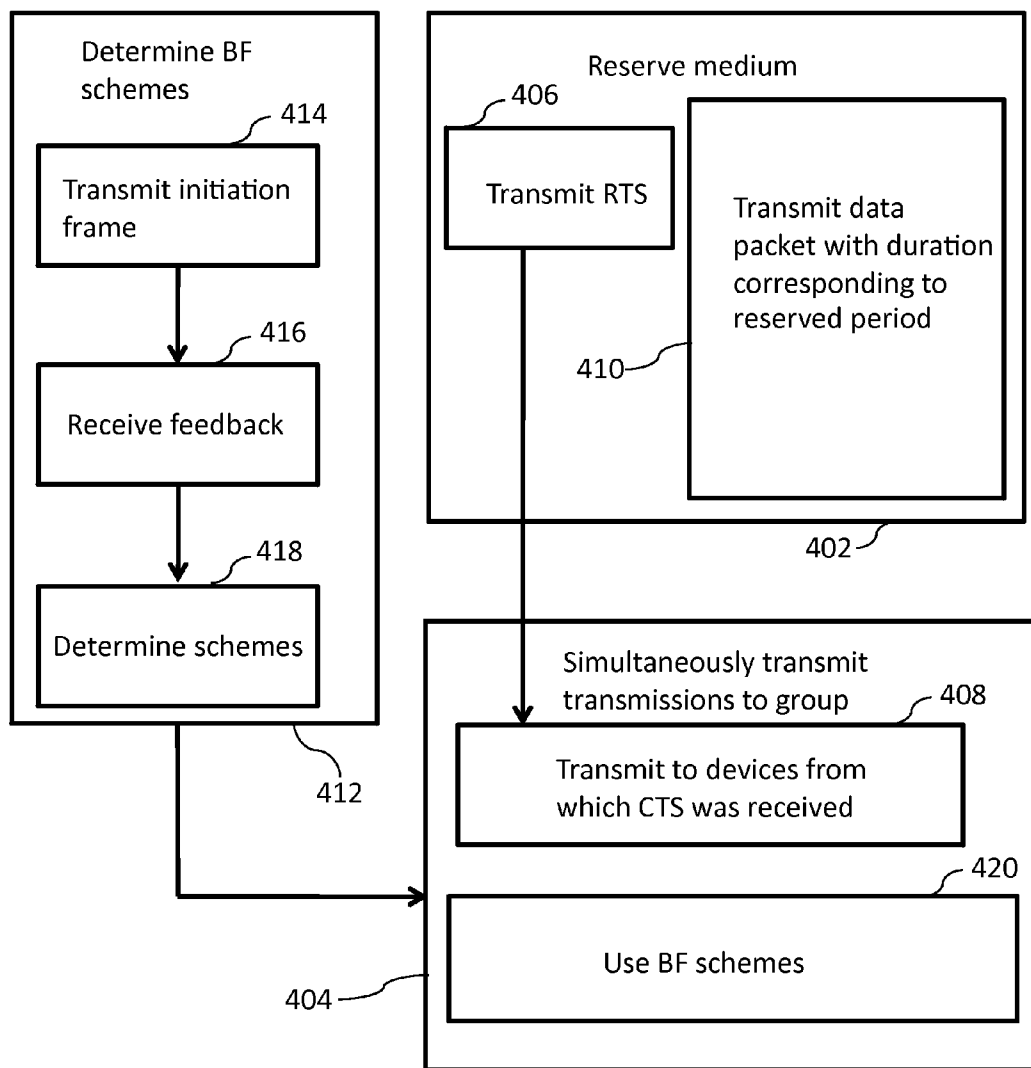


Fig 4

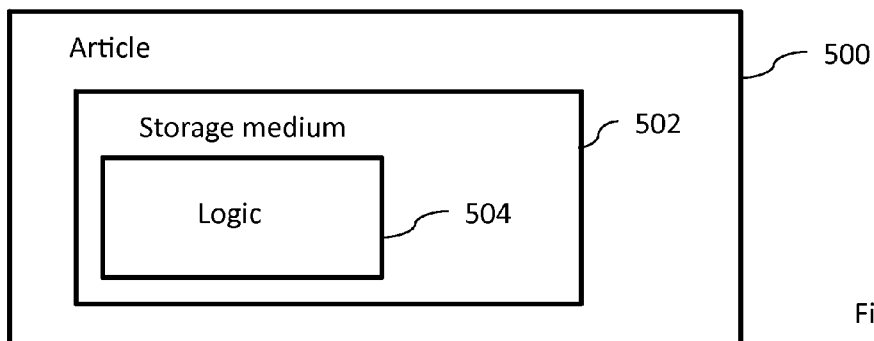


Fig. 5

**DEVICE, SYSTEM AND METHOD OF
SIMULTANEOUSLY COMMUNICATING
WITH A GROUP OF WIRELESS
COMMUNICATION DEVICES**

CROSS REFERENCE

[0001] This Application is a Continuation Application of U.S. patent application Ser. No. 12/645,648 entitled "Device, System and Method of Simultaneously Communicating With a Group of Wireless Communication Devices", filed Dec. 23, 2009, the entire disclosure of which is incorporated herein by reference.

BACKGROUND

[0002] A Spatial Division Multiple Access (SDMA) communication scheme may be implemented for communicating between a wireless communication device and a plurality of other wireless communication devices. The wireless communication device may transmit a downlink SDMA transmission by transmitting different signals substantially simultaneously via a combination of antennas. The combined transmitted signals may result in different signals, which are to be received by the plurality of other wireless communication devices, being transmitted substantially in different directions on the same frequency.

[0003] The wireless communication device may receive an uplink SDMA transmission including different signals from the plurality of other wireless communication devices.

BRIEF DESCRIPTION OF THE DRAWINGS

[0004] For simplicity and clarity of illustration, elements shown in the figures have not necessarily been drawn to scale. For example, the dimensions of some of the elements may be exaggerated relative to other elements for clarity of presentation. Furthermore, reference numerals may be repeated among the figures to indicate corresponding or analogous elements. The figures are listed below.

[0005] FIG. 1 is a schematic block diagram illustration of a system in accordance with some demonstrative embodiments.

[0006] FIG. 2 is a schematic illustration of a sequence of transmissions between a wireless communication device and a group of other wireless communication devices, in accordance with some demonstrative embodiments.

[0007] FIG. 3 is a schematic illustration of another sequence of transmissions between a wireless communication device and a group of other wireless communication devices, in accordance with some demonstrative embodiments.

[0008] FIG. 4 is a schematic flow-chart illustration of a method of simultaneously communicating with a group of wireless communication devices, in accordance with some demonstrative embodiments.

[0009] FIG. 5 is a schematic illustration of an article of manufacture, in accordance with some demonstrative embodiments.

DETAILED DESCRIPTION

[0010] In the following detailed description, numerous specific details are set forth in order to provide a thorough understanding of some embodiments. However, it will be understood by persons of ordinary skill in the art that some embodiments may be practiced without these specific details.

In other instances, well-known methods, procedures, components, units and/or circuits have not been described in detail so as not to obscure the discussion.

[0011] Discussions herein utilizing terms such as, for example, "processing", "computing", "calculating", "determining", "establishing", "analyzing", "checking", or the like, may refer to operation(s) and/or process(es) of a computer, a computing platform, a computing system, or other electronic computing device, that manipulate and/or transform data represented as physical (e.g., electronic) quantities within the computer's registers and/or memories into other data similarly represented as physical quantities within the computer's registers and/or memories or other information storage medium that may store instructions to perform operations and/or processes.

[0012] The terms "plurality" and "a plurality" as used herein include, for example, "multiple" or "two or more". For example, "a plurality of items" includes two or more items.

[0013] Some embodiments may be used in conjunction with various devices and systems, for example, a Personal Computer (PC), a desktop computer, a mobile computer, a laptop computer, a notebook computer, a tablet computer, a server computer, a handheld computer, a handheld device, a Personal Digital Assistant (PDA) device, a handheld PDA device, an on-board device, an off-board device, a hybrid device, a vehicular device, a non-vehicular device, a mobile or portable device, a consumer device, a non-mobile or non-portable device, a wireless communication station, a wireless communication device, a wireless Access Point (AP), a wired or wireless router, a wired or wireless modem, a video device, an audio device, an audio-video (A/V) device, a Set-Top-Box (STB), a Blu-ray disc (BD) player, a BD recorder, a Digital Video Disc (DVD) player, a High Definition (HD) DVD player, a DVD recorder, a HD DVD recorder, a Personal Video Recorder (PVR), a broadcast HD receiver, a video source, an audio source, a video sink, an audio sink, a stereo tuner, a broadcast radio receiver, a flat panel display, a Personal Media Player (PMP), a digital video camera (DVC), a digital audio player, a speaker, an audio receiver, an audio amplifier, a gaming device, a data source, a data sink, a Digital Still camera (DSC), a wired or wireless network, a wireless area network, a Wireless Video Area Network (WVAN), a Local Area Network (LAN), a Wireless LAN (WLAN), a Personal Area Network (PAN), a Wireless PAN (WPAN), devices and/or networks operating in accordance with existing IEEE 802.11 (IEEE 802.11-1999: Wireless LAN Medium Access Control (MAC) and Physical Layer (PHY) Specifications), 802.11a, 802.11b, 802.11g, 802.11h, 802.11j, 802.11n, 802.11 task group ad (TGad), 802.16, 802.16d, 802.16e, 802.16f, standards and/or future versions and/or derivatives thereof, devices and/or networks operating in accordance with existing Wireless-Gigabit-Alliance (WGA) and/or WirelessHD™ specifications and/or future versions and/or derivatives thereof, units and/or devices which are part of the above networks, one way and/or two-way radio communication systems, cellular radio-telephone communication systems, a cellular telephone, a wireless telephone, a Personal Communication Systems (PCS) device, a PDA device which incorporates a wireless communication device, a mobile or portable Global Positioning System (GPS) device, a device which incorporates a GPS receiver or transceiver or chip, a device which incorporates an RFID element or chip, a Multiple Input Multiple Output (MIMO) transceiver or device, a Single Input Multiple Output (SIMO) transceiver or device, a

Multiple Input Single Output (MISO) transceiver or device, a device having one or more internal antennas and/or external antennas, Digital Video Broadcast (DVB) devices or systems, multi-standard radio devices or systems, a wired or wireless handheld device (e.g., BlackBerry, Palm Treo), a Wireless Application Protocol (WAP) device, or the like.

[0014] Some embodiments may be used in conjunction with one or more types of wireless communication signals and/or systems, for example, Radio Frequency (RF), Infra Red (IR), Frequency-Division Multiplexing (FDM), Orthogonal FDM (OFDM), Time-Division Multiplexing (TDM), Time-Division Multiple Access (TDMA), Extended TDMA (E-TDMA), General Packet Radio Service (GPRS), extended GPRS, Code-Division Multiple Access (CDMA), Wideband CDMA (WCDMA), CDMA 2000, single-carrier CDMA, multi-carrier CDMA, Multi-Carrier Modulation (MDM), Discrete Multi-Tone (DMT), Bluetooth®, Global Positioning System (GPS), Wi-Fi, Wi-Max, ZigBee™, Ultra-Wideband (UWB), Global System for Mobile communication (GSM), 2G, 2.5G, 3G, 3.5G, Enhanced Data rates for GSM Evolution (EDGE), or the like. Other embodiments may be used in various other devices, systems and/or networks.

[0015] The term “wireless device” as used herein includes, for example, a device capable of wireless communication, a communication device capable of wireless communication, a communication station capable of wireless communication, a portable or non-portable device capable of wireless communication, or the like. In some demonstrative embodiments, a wireless device may be or may include a peripheral that is integrated with a computer, or a peripheral that is attached to a computer. In some demonstrative embodiments, the term “wireless device” may optionally include a wireless service.

[0016] The term “substantially simultaneously”, as used herein with reference to transmitting to two or more different wireless communication devices and/or receiving from two or more wireless communication devices, may refer to transmitting and/or receiving two or more transmissions, wherein at least a portion of each transmission and/or reception occurs at the same time, but does not imply that the different transmissions and/or receptions must start and/or end at the same time, although they may.

[0017] Some demonstrative embodiments may be used in conjunction with suitable limited-range or short-range wireless communication networks, for example, a wireless area network, a “piconet”, a WPAN, a WVAN and the like. Other embodiments may be used in conjunction with any other suitable wireless communication network.

[0018] Some demonstrative embodiments may be used in conjunction with a wireless communication network communicating over a frequency band of 60 GHz. However, other embodiments may be implemented utilizing any other suitable wireless communication frequency bands, for example, an Extremely High Frequency (EHF) band (the millimeter wave (mmwave) frequency band), e.g., a frequency band within the frequency band of between 30GHz and 300 GHz, a WLAN frequency band, a WPAN frequency band, a frequency band according to the IEEE 802.11, IEEE 802.11TGad and/or WGA specifications, and the like.

[0019] Reference is now made to FIG. 1, which schematically illustrates a block diagram of a system 100 in accordance with some demonstrative embodiments.

[0020] As shown in FIG. 1, in some demonstrative embodiments, system 100 may include a wireless communication

network including one or more wireless communication devices, e.g., wireless communication devices 102, 104, 106, 107 and/or 108, capable of communicating content, data, information and/or signals over a wireless communication medium 110, for example, over one or more suitable wireless communication links, e.g., a radio channel, an IR channel, a RF channel, a Wireless Fidelity (WiFi) channel, and the like. One or more elements of system 100 may optionally be capable of communicating over any suitable wired communication links.

[0021] In some demonstrative embodiments, wireless communication devices 102, 104, 106, 107 and/or 108 may include, for example, a PC, a desktop computer, a mobile computer, a laptop computer, a notebook computer, a tablet computer, a server computer, a handheld computer, a handheld device, a PDA device, a handheld PDA device, an on-board device, an off-board device, a hybrid device (e.g., combining cellular phone functionalities with PDA device functionalities), a consumer device, a vehicular device, a non-vehicular device, a mobile or portable device, a non-mobile or non-portable device, a cellular telephone, a PCS device, a PDA device which incorporates a wireless communication device, a mobile or portable GPS device, a DVB device, a relatively small computing device, a non-desktop computer, a “Carry Small Live Large” (CSLL) device, an Ultra Mobile Device (UMD), an Ultra Mobile PC (UMPC), a Mobile Internet Device (MID), an “Origami” device or computing device, a device that supports Dynamically Composable Computing (DCC), a context-aware device, a video device, an audio device, an A/V device, a STB, a BD player, a BD recorder, a DVD player, a HD DVD player, a DVD recorder, a HD DVD recorder, a PVR, a broadcast HD receiver, a video source, an audio source, a video sink, an audio sink, a stereo tuner, a broadcast radio receiver, a flat panel display, a PMP, a DVC, a digital audio player, a speaker, an audio receiver, a gaming device, an audio amplifier, a data source, a data sink, a DSC, a media player, a Smartphone, a television, a music player, or the like.

[0022] In some demonstrative embodiments, wireless communication device 102 may include a wireless communication unit 112 to perform wireless communication with wireless communication devices 104, 106, 107 and/or 108 with one or more other wireless communication devices, e.g., as described below. Wireless communication device 102 may also include, for example, one or more of a processor 114, an input unit 116, an output unit 118, a memory unit 120, and a storage unit 122. Wireless communication device 102 may optionally include other suitable hardware components and/or software components. In some demonstrative embodiments, some or all of the components of wireless communication device 102 may be enclosed in a common housing or packaging, and may be interconnected or operably associated using one or more wired or wireless links. In other embodiments, components of wireless communication device 102 may be distributed among multiple or separate devices.

[0023] Processor 114 includes, for example, a Central Processing Unit (CPU), a Digital Signal Processor (DSP), one or more processor cores, a single-core processor, a dual-core processor, a multiple-core processor, a microprocessor, a host processor, a controller, a plurality of processors or controllers, a chip, a microchip, one or more circuits, circuitry, a logic unit, an Integrated Circuit (IC), an Application-Specific IC (ASIC), or any other suitable multi-purpose or specific processor or controller. Processor 114 executes instructions,

for example, of an Operating System (OS) of wireless communication device **102** and/or of one or more suitable applications.

[0024] Input unit **116** includes, for example, a keyboard, a keypad, a mouse, a touch-pad, a track-ball, a stylus, a microphone, or other suitable pointing device or input device. Output unit **118** includes, for example, a monitor, a screen, a flat panel display, a Cathode Ray Tube (CRT) display unit, a Liquid Crystal Display (LCD) display unit, a plasma display unit, one or more audio speakers or earphones, or other suitable output devices.

[0025] Memory unit **120** includes, for example, a Random Access Memory (RAM), a Read Only Memory (ROM), a Dynamic RAM (DRAM), a Synchronous DRAM (SDRAM), a flash memory, a volatile memory, a non-volatile memory, a cache memory, a buffer, a short term memory unit, a long term memory unit, or other suitable memory units. Storage unit **122** includes, for example, a hard disk drive, a floppy disk drive, a Compact Disk (CD) drive, a CD-ROM drive, a DVD drive, or other suitable removable or non-removable storage units. Memory unit **120** and/or storage unit **122**, for example, may store data processed by wireless communication device **102**.

[0026] In some demonstrative embodiments, wireless communication unit **112** includes, for example, one or more wireless transmitters, receivers and/or transceivers able to send and/or receive wireless communication signals, RF signals, frames, blocks, transmission streams, packets, messages, data items, and/or data. For example, wireless communication unit **112** may include or may be implemented as part of a wireless Network Interface Card (NIC), and the like.

[0027] Wireless communication unit **112** may include, or may be associated with, one or more antennas **124**. Antennas **124** may include, for example, an internal and/or external RF antenna, a dipole antenna, a monopole antenna, an omnidirectional antenna, an end fed antenna, a circularly polarized antenna, a micro-strip antenna, a diversity antenna, or other type of antenna suitable for transmitting and/or receiving wireless communication signals, blocks, frames, transmission streams, packets, messages and/or data.

[0028] In some demonstrative embodiments, the wireless communication devices of system **100** may communicate over wireless communication medium **110** according to any suitable access scheme, for example, a suitable contention-based access scheme, e.g., a random-access scheme. For example, system **100** may include a wireless network, e.g., a wireless Local-Area-Network (LAN) communicating over unlicensed frequency bands, which may operate according to a random access scheme, e.g., in order to allow coexistence with one or more other networks without requiring central coordination. The contention-based scheme may include, for example, any suitable Carrier-Sense-Multiple-Access (CSMA) scheme, for example, any suitable CSMA-with-Collision-Avoidance (CSMA/CA) scheme, e.g., according to the IEEE 802.11 standards and/or any other suitable standard.

[0029] In some demonstrative embodiments, at least one wireless communication device of system **100**, e.g., wireless communication device **102**, may perform the functionality of an Access Point (AP), Control Point (CP), Base Station (BS) or any suitable coordinator or controller, e.g., as defined by the IEEE 802.11 and/or WGA specifications.

[0030] In some demonstrative embodiments, wireless communication unit **112** may be capable of simultaneously transmitting transmissions to two or more other devices of system

100 and/or simultaneously receiving transmissions from two or more other devices of system **100**.

[0031] In some embodiments, wireless communication unit **112** may be capable of performing Spatial Division Multiple Access (SDMA) communication. For example, wireless communication unit **112** may transmit a downlink SDMA transmission by transmitting different signals substantially simultaneously via antennas **124**, such that the combined transmitted signals result in different signals, which are intended to be received by two or more other wireless communication devices of system **100**, being transmitted substantially in different directions on the same frequency.

[0032] In some demonstrative embodiments, wireless communication unit **112** may receive an uplink SDMA transmission including different signals from two or more other devices of system **100**.

[0033] In some demonstrative embodiments, wireless communication unit **112** may communicate over medium **110** with at least one group **130** of a plurality of wireless communication devices of system **100**, e.g., as described in detail below.

[0034] In some demonstrative embodiments, group **130** may include a plurality of wireless communication devices, e.g., wireless communication devices **104**, **106** and/or **107**, which may be suitable for simultaneous downlink and/or uplink wireless communication with wireless communication unit **112**. For example, group **130** may include a SDMA group of devices suitable for unidirectional, e.g., in an uplink direction to device **102** and/or a downlink direction from device **102**, and/or bidirectional communication with wireless communication unit **112**, e.g., as described below.

[0035] In some demonstrative embodiments, the wireless communication devices of group **130** may be grouped together, e.g., by wireless communication unit **112**, according to any suitable criteria, for example, one or more traffic-specification (TSPEC) requirements, e.g., quality of service requirements, bandwidth requirements, traffic pattern requirements, and the like, and/or any other suitable requirement and/or parameter.

[0036] In some demonstrative embodiments, wireless communication unit **112** may be capable of receiving the TSPEC information corresponding to wireless communication devices **104**, **106** and/or **107** as a part of an Add Traffic Stream (ADDTS) Request frame. The ADDTS frame received from a wireless communication device may include a suitable TSPEC Information Element (IE) and/or field, which may include the TSPEC information corresponding to the wireless communication device. In other embodiments, wireless communication unit **112** may receive the TSPEC information as part of any other suitable frame and/or communication and/or in any other suitable format.

[0037] In some demonstrative embodiments, the TSPEC information corresponding to a wireless communication device, as received by wireless communication unit **112**, may include traffic flow information defining a traffic flow between the wireless communication device and wireless communication unit **112**. The TSPEC information corresponding to the wireless communication device may include, for example, one or more of a traffic pattern of the traffic flow, a Quality of Service (QoS) of the traffic flow, and/or any other series of requirements, parameters, characteristics and/or expectations of a traffic flow. For example, wireless communication unit **112** may receive a first ADDTS frame from wireless communication device **104**, including traffic flow

information, e.g., a traffic pattern and/or a QoS, defining a traffic flow between wireless communication device **104** and wireless communication unit **112**; a second ADDTS frame from wireless communication device **106**, including traffic flow information, e.g., a traffic pattern and/or a QoS, defining a traffic flow between wireless communication device **106** and wireless communication unit **112**; and/or a third ADDTS frame from wireless communication device **107**, including traffic flow information, e.g., a traffic pattern and/or a QoS, defining a traffic flow between wireless communication device **107** and wireless communication unit **112**.

[0038] In some demonstrative embodiments, the TSPEC information, received by wireless communication unit **112** from a wireless communication device, may include a directionality of the traffic flow between the wireless communication device and wireless communication unit **112**. The directionality of the traffic flow may be determined, for example, based on the traffic pattern of the traffic flow. For example, the directionality of the traffic flow may include an uplink traffic flow, e.g., including uplink transmissions from the wireless communication device to wireless communication unit **112**; a downlink traffic flow, e.g., including downlink transmissions from wireless communication unit **112** to the wireless communication device; or a bidirectional traffic flow, e.g., including both uplink transmissions and downlink transmissions.

[0039] In some demonstrative embodiments, the QoS of the traffic flow may include, for example, a QoS parameter representing, for example, a priority type of the traffic flow, e.g., guaranteeing a certain level of performance. The priority type of the traffic flow may be selected, for example, from a set of predefined priority types. In one example, the QoS of the traffic flow may be selected from a set of four predefined priority types, for example, a video priority type, an audio (voice) priority type, a best effort priority type, and a background priority type, e.g., as defined by the 802.11 standard and/or any other suitable standard.

[0040] In some demonstrative embodiments, the traffic flow corresponding to a wireless communication device may be categorized as an isochronous traffic flow, for example, if the traffic flow includes a time-dependent traffic flow, e.g., including video and/or voice data; and/or as an asynchronous traffic flow, for example, if the traffic flow is not time-dependent, e.g., if the traffic flow does not include video or voice data.

[0041] In some demonstrative embodiments, wireless communication unit **112** may assign wireless communication devices **104**, **106** and/or **107** to one or more groups, e.g., including group **130**, based on the categorization and/or directionality of the traffic flows corresponding to wireless communication devices **104**, **106** and/or **107**.

[0042] In some demonstrative embodiments, wireless communication unit **112** may assign wireless communication devices **104**, **106** and/or **107** to an uplink isochronous group, a downlink isochronous group, a bidirectional isochronous group, and/or a bi-directional asynchronous group. In other embodiments, wireless communication unit **112** may assign wireless communication devices **104**, **106** and/or **107** to any other suitable group.

[0043] In some demonstrative embodiments, wireless communication unit **112** may assign a wireless communication device of devices **104**, **106** and **107** to the uplink isochronous group, for example, if the TSPEC information corresponding to the wireless communication device represents an uplink traffic pattern including at least one of video and voice data;

wireless communication unit **112** may assign the wireless communication device to the downlink isochronous group if the TSPEC information corresponding to the wireless communication device represents a downlink traffic pattern including at least one of video and voice data; wireless communication unit **112** may assign the wireless communication device to the bi-directional isochronous group if the TSPEC information corresponding to the wireless communication device represents a bidirectional traffic pattern including at least one of video and voice data; and/or wireless communication unit **112** may assign the wireless communication device to the bi-directional asynchronous group if the TSPEC information corresponding to the wireless communication device represents another traffic pattern.

[0044] Although some embodiments are described herein with reference to assigning a wireless communication device to a group based on the TSPEC information corresponding to the wireless communication device, other embodiments may include one or more wireless communication devices assigned to a group based on any other suitable criteria.

[0045] In some demonstrative embodiments, wireless communication unit **112** may assign wireless communication devices **104**, **106** and **107** to group **130**, and provide to wireless communication devices **104**, **106** and/or **107** suitable group allocation information defining group **130** and/or relating to group **130**.

[0046] In some demonstrative embodiments, wireless communication unit **112** may assign to group **130** a wireless communication address (also referred to as “group address” or “multicast address”). The group address assigned to group **130** may include, for example, a suitable Media-Access-Control (MAC) address, which may be assigned uniquely, e.g., within system **100** and/or a Basic-Service-Set (BSS) controlled and/or managed by wireless communication unit **112**.

[0047] In some demonstrative embodiments, wireless communication unit **112** may inform wireless communication devices **104**, **106** and/or **107** of the group address assigned to group **130**, for example, using any suitable transmission, frame and/or packet. For example, wireless communication unit **112** may transmit one or more unicast frames to wireless communication devices **104**, **106** and/or **107**, e.g., a first group allocation frame addressed to wireless communication device **104**, a second group allocation frame addressed to wireless communication device **106** and/or a third group allocation frame addressed to wireless communication device **107**. The first, second and third group allocation frames may include, for example, the group address of group **130**.

[0048] In some demonstrative embodiments, wireless communication unit **112** may determine, e.g., based on any suitable criteria, an order at which wireless communication devices **104**, **106** and/or **107** are to respond to a transmission from wireless communication unit **112**, for example, such that wireless communication devices **104**, **106** and **107** may respond during non-overlapping time periods, e.g., as described below. For example, wireless communication unit **112** may determine that wireless communication device **106** is to respond to the transmission from wireless communication unit **112** a first offset time after the transmission from wireless communication unit **112**, that wireless communication device **104** is to respond to the transmission from wireless communication unit **112** a second offset time, which is longer than the first offset time after the transmission, and/or that wireless communication device **107** is to respond to the transmission from wireless communication unit **112** a third

offset time, which is longer than the second offset time after the transmission. A difference between the second and first offset times and/or difference between the third and second offset times may be at least equal to a duration of the responses from wireless communication devices **104** and/or **106**, e.g., to allow wireless communication devices **104**, **106** and **107** to respond during non-overlapping periods.

[0049] In some demonstrative embodiments, wireless communication unit **112** may include an indication of the required order, e.g., in the group allocation frame. For example, the group allocation frame may include values, for example in the form of suitable Association Identifiers (AIDs) and/or suitable MAC addresses, representing wireless communication devices **104**, **106** and **107** according to the required order. For example, the group allocation frame may include a value representing the MAC address of wireless communication device **106** followed by a value representing the MAC address of wireless communication device **104**, which in turn may be followed by a value representing the MAC address of wireless communication device **107**, e.g., if wireless communication device **106** is to respond to wireless communication unit **112** prior to a response from wireless communication device **104**, which in turn is to respond to wireless communication unit **112** prior to a response from wireless communication device **107**.

[0050] In some demonstrative embodiments, wireless communication devices **104**, **106** and/or **107** may each determine the order at which to respond to wireless communication unit **112**, based on the indication of the required order.

[0051] In some embodiments, wireless communication devices **104**, **106** and/or **107** may transmit the responses at a data rate equal to a data rate of the transmission from wireless communication unit **112**, e.g., in order to allow wireless communication devices **104**, **106** and/or **107** to schedule the transmission of the responses, such that wireless communication device **112** may be able to receive the responses.

[0052] In another embodiment, wireless communication units **104**, **106** and/or **107** may transmit the responses at a selected predefined data rate for communication with wireless communication unit **112**. In one example, wireless communication units **104**, **106** and/or **107** may transmit the responses at a data rate, which is selected from a predefined set of data rates implemented for communication in system **100**, e.g., the BSSBasicRateSet as defined by the 802.11 standards. For example, wireless communication units **104**, **106** and/or **107** may transmit the responses at a highest data rate of the BSSBasicRateSet, which is less than or equal to a rate of an immediately previous frame received from wireless communication unit **112**.

[0053] In some demonstrative embodiments, wireless communication unit **112** may assign wireless communication devices **104**, **106** and/or **107** to group **130**, for example, while not directly providing wireless communication units **104**, **106** and/or **107** with information defining group **130** and/or relating to group **130**. According to this example, wireless communication unit **112** may simultaneously transmit downlink transmissions to devices of group **130**, e.g., while one or more of the wireless communication devices of group **130** may not be aware of the simultaneous transmission to other devices in group **130**, for example, if the one or more wireless communication devices are not required to and/or is not able to transmit uplink SDMA transmissions to wireless communication unit **112**. For example, wireless communication unit **112** may transmit a downlink SDMA transmission to a wire-

less communication device, e.g., device **107**, while the wireless communication device may not be aware of the fact that the downlink transmission is a downlink SDMA transmission, for example, if wireless communication device **107** is not required to and/or is not able to transmit uplink SDMA transmissions to wireless communication unit **112**.

[0054] In some demonstrative embodiments, wireless communication unit **112** may reserve wireless communication medium **110** for a time period, during which wireless communication unit **112** is to simultaneously transmit two or more different wireless communication transmissions to two or more wireless communication devices of group **130**, respectively, e.g., as described in detail below.

[0055] Reference is also made to FIG. 2, which schematically illustrates a sequence of transmissions between a wireless communication device, e.g., wireless communication device **102** (FIG. 1) and/or wireless communication unit **112** (FIG. 1), and a group of other wireless communication devices, e.g., group **130** (FIG. 1), in accordance with some demonstrative embodiments.

[0056] As shown in FIG. 2, a timeline **202** includes transmissions by the wireless communication device, e.g., wireless communication unit **112** (FIG. 1); a timeline **204** includes transmissions by a first wireless communication device of the group, e.g., wireless communication device **104** (FIG. 1); a timeline **206** includes transmissions by a second wireless communication device of the group, e.g., wireless communication device **106** (FIG. 1); and a timeline **208** includes transmissions by a third wireless communication device of the group, e.g., wireless communication device **107** (FIG. 1).

[0057] In some demonstrative embodiments, wireless communication unit **112** (FIG. 1) may reserve wireless communication medium **110** (FIG. 1) for at least a time period **215**, during which wireless communication unit **112** (FIG. 1) is to simultaneously transmit two or more different wireless communication transmissions **214** to two or more wireless communication devices of group **130**, respectively.

[0058] In some demonstrative embodiments, transmissions **214** may be transmitted as part of a SDMA transmission including three, e.g., different, data packets, denoted data1, data2, and data3, e.g., three aggregate MAC protocol data unit (AMPDUs), to be received by wireless communication devices **104**, **106** and/or **107**, respectively. In one example, the three data packets data1, data2, and data3 may include data packets of different lengths. According to this example, the reserved duration **215** may correspond to at least the length of the longest data packet.

[0059] In some demonstrative embodiments, reserved time period **215** may include at least the transmission duration of transmissions **214** and/or any one or more uplink and/or downlink transmissions associated with transmissions **214**, for example, one or more uplink and/or downlink transmissions to confirm and/or acknowledge receipt of transmissions **214**, e.g., as described below.

[0060] In some demonstrative embodiments, wireless communication unit **112** (FIG. 1) may reserve medium **110** (FIG. 1) according to a first reservation scheme **212** by transmitting at least one Request-To-Send (RTS) packet **219** to one or more wireless communication devices of group **130** (FIG. 1). The RTS packet **219** may include a duration value corresponding to the time period to be reserved **215**. For example, a duration field of RTS packet **219** may be set by wireless communication unit **112** (FIG. 1) to include a value corresponding to the time period to be reserved **215**.

[0061] In some demonstrative embodiments, wireless communication unit **112** (FIG. 1) may transmit RTS packet **219** addressed to the wireless communication devices of group **130** (FIG. 1). For example, wireless communication unit **112** (FIG. 1) may transmit RTS packet **219** including the group address assigned to group **130**, for example, after informing wireless communication devices **104**, **106** and/or **107** of the group address, e.g., as described above.

[0062] In some demonstrative embodiments, wireless communication unit **112** (FIG. 1) may receive one or more clear-to-send (CTS) packets from one or more wireless communication devices of group **130** (FIG. 1), e.g., in response to RTS packet **219**. For example, wireless communication unit **112** (FIG. 1) may receive a first CTS packet **222** from wireless communication device **104** (FIG. 1) and a second CTS packet **224** from wireless communication device **106** (FIG. 1). As shown in FIG. 2, in one example, wireless communication unit **112** (FIG. 1) may not receive a CTS packet from one or more devices of group **130** (FIG. 1), e.g., from wireless communication device **107** (FIG. 1), e.g., due to a collision, interference and/or any other reason.

[0063] As shown in FIG. 2, in some demonstrative embodiments CTS packets **222** and **224** may be transmitted by wireless communication devices **104** and **106** (FIG. 1) substantially simultaneously and/or CTS packets **222** and **224** may be received substantially simultaneously by wireless communication unit **112** (FIG. 1), for example, if wireless communication devices **104** and/or **106** support uplink SDMA transmissions.

[0064] In some demonstrative embodiments, CTS packets **222** and **224** may be identical to one another. For example, both wireless communication devices **104** and **106** may generate CTS packets **222** and **224**, respectively, using a common scrambling seed, e.g., the scrambling seed of RTS packet **219**.

[0065] In some demonstrative embodiments, wireless communication unit **112** (FIG. 1) may receive and decode CTS packets **222** and **224**. A wireless communication device of system **100** (FIG. 1) not belonging to group **130** (FIG. 1), e.g., wireless communication device **108** (FIG. 1), may receive CTS packets **222** and/or **224**. Since CTS packets **222** and **224** may be identical to one another, the wireless communication device may decode CTS packets **222** and **224**, e.g., assuming packets **222** and **224** have resulted from a multi-path effect.

[0066] In some demonstrative embodiments, another wireless communication device of system **100** (FIG. 1) receiving CTS packets **222** and/or **224**, for example, a wireless communication device of group **130** (FIG. 1), e.g., wireless communication device **107**, and/or a wireless communication device not included in group **130** (FIG. 1), e.g., wireless communication device **108** (FIG. 1), may avoid performing transmissions over wireless communication medium **110** (FIG. 1) during reserved time period **215**.

[0067] In some demonstrative embodiments, wireless communication unit **112** (FIG. 1) may simultaneously transmit transmissions **214** to two or more wireless communication devices (“the two or more addressed devices”) of group **130**. The two or more addressed devices may include two or more wireless communication devices of group **130** (FIG. 1) from which wireless communication unit **112** (FIG. 1) has received two or more CTS packets, respectively. For example, if wireless communication unit **112** (FIG. 1) receives CTS packets **222** and **224**, then wireless communication unit **112** (FIG. 1) may transmit transmission **214** including the data packets **data1** and **data2** intended for wireless communication devices

104 and **106** (FIG. 1), respectively, e.g., while not including the data packet **data3** intended for wireless communication device **107** (FIG. 1), from which a CTS packet has not been received by wireless communication unit **112** (FIG. 1).

[0068] In some demonstrative embodiments, wireless communication unit **112** (FIG. 1) may reserve medium **110** (FIG. 1) according to a second reservation scheme **210** by transmitting a data packet **218**, including a duration value corresponding to the time period to be reserved **215**, to at least one of the wireless communication devices of group **130**, e.g., to wireless communication device **107** (FIG. 1). For example, a duration filed of data packet **218** may be set by wireless communication unit **112** (FIG. 1) to include a value corresponding to the time period to be reserved **215**. Wireless communication device **107** (FIG. 1) may respond with a suitable acknowledgment (ACK) packet **220**. As a result, another wireless communication device of system **100** (FIG. 1) receiving data packet **218** and/or ACK **220**, for example, a wireless communication device of group **130** (FIG. 1), e.g., wireless communication devices **104** and/or **106**, and/or a wireless communication device not included in group **130** (FIG. 1), e.g., wireless communication device **108** (FIG. 1), may avoid performing transmissions over wireless communication medium **110** (FIG. 1) during reserved time period **215**.

[0069] In some demonstrative embodiments, wireless communication unit **112** (FIG. 1) may simultaneously transmit transmissions **214** to the two or more addressed wireless communication devices of group **130** (FIG. 1). For example, wireless communication unit **112** (FIG. 1) may transmit transmission **214** including the simultaneous transmission of data packets **data1**, **data2** and **data3** to wireless communication devices **104**, **106** and **107** (FIG. 1), respectively.

[0070] In some demonstrative embodiments, wireless communication unit **112** (FIG. 1) may transmit at least one block-acknowledgement-request (BAR) **216** to the two or more addressed devices. In one embodiment, wireless communication unit **112** (FIG. 1) may simultaneously transmit BAR **216** as part of a downlink SDMA transmission to the two or more addressed devices. In other embodiments, wireless communication unit **112** (FIG. 1) may transmit BAR **216** as part of two or more separate unicast transmissions to the two or more addressed devices, respectively.

[0071] In some demonstrative embodiments, wireless communication unit **112** (FIG. 1) may receive from the two or more addressed devices two or more respective block-acknowledgments (BAs). For example, wireless communication unit **112** (FIG. 1) may transmit BAR **216** as part of a downlink SDMA transmission to wireless communication devices **104**, **106** and/or **107** (FIG. 1) and, in response, wireless communication unit **112** (FIG. 1) may receive BA **232** from wireless communication unit **104** (FIG. 1), BA **234** from wireless communication unit **106** (FIG. 1) and/or BA **236** from wireless communication unit **107** (FIG. 1).

[0072] As shown in FIG. 2, wireless communication devices **104**, **106** and/or **107** (FIG. 1) may be capable of performing uplink SDMA transmissions. For example, as shown in FIG. 2, CTS packets **222** and **224** may be transmitted by wireless communication devices **104** and **106** (FIG. 1) substantially simultaneously; CTS packets **222** and **224** may be received substantially simultaneously by wireless communication unit **112** (FIG. 1); BA **232**, BA **234** and **236** may be transmitted by wireless communication devices **104**, **106** and **107** (FIG. 1), respectively, substantially simultaneously; and/

or BA 232 and 234 may be received by wireless communication unit 112 (FIG. 1) substantially simultaneously. However, in other embodiments, uplink transmissions from wireless communication devices 104, 106 and/or 107 (FIG. 1) may be performed sequentially, e.g., as described below.

[0073] In some demonstrative embodiments, wireless communication unit 112 (FIG. 1) may determine the order (“the response order”) at which wireless communication devices 104, 106 and/or 107 (FIG. 1) are to respond to transmissions from wireless communication unit 112 (FIG. 1), for example, if wireless communication devices 104, 106 and/or 107 (FIG. 1) do not support SDMA uplink transmissions. Wireless communication unit 112 (FIG. 1) may inform wireless communication devices 104, 106 and/or 107 (FIG. 1) of the response order, e.g., using the group allocation frame, as described above. In other embodiments, the response order at which wireless communication devices 104, 106 and/or 107 (FIG. 1) are to respond to transmissions from wireless communication unit 112 (FIG. 1) may be determined and/or provided to wireless communication devices 104, 106 and/or 107 (FIG. 1) according to any other suitable criterion and/or scheme.

[0074] In some demonstrative embodiments, wireless communication units 104 and/or 106 (FIG. 1) may transmit respective CTS packets 222 and 224 sequentially and/or wireless communication units 104, 106 and/or 107 (FIG. 1) may transmit respective BA packets 232, 234 and 236 sequentially, e.g., according to the response order. For example, wireless communication unit 112 (FIG. 1) may allocate a first response period to wireless communication device 104 (FIG. 1), and a second response period, succeeding the first period, to wireless communication device 106, for transmitting CTS packets 222 and 224, respectively. For example, the beginning of the second response period may be delayed, with respect to the beginning of the first response period, by the combined duration of a CTS packet transmission and a short-inter-frame-space (SIFS) period, and/or any other time period. Accordingly, wireless communication device 104 (FIG. 1) may transmit CTS packet 222 during the first response period, and wireless communication device 106 (FIG. 1) may transmit CTS packet 224 during the second time period, such that the transmissions of CTS packets 222 and 224 do not overlap. Similarly, if the response order defines wireless communication device 107 (FIG. 1) is to respond after wireless communication device 106 (FIG. 1), which in turn is to respond after wireless communication unit 104 (FIG. 1), then wireless communication unit 106 (FIG. 1) may begin the transmission of BA 234 at a BA delay, e.g., equal to the combined duration of a BA transmission and a SIFS, after the beginning of the transmission of BA 232; and/or wireless communication unit 107 (FIG. 1) may begin the transmission of BA 236 at the BA after the beginning of the transmission of BA 234. Accordingly, wireless communication devices 104, 106 and/or 107 (FIG. 1) may sequentially transmit BAs 232, 234 and/or 236, respectively, such that the transmissions of BAs 232, 234 and 236 do not overlap.

[0075] In some demonstrative embodiments, wireless communication unit 112 (FIG. 1) may include in one or more of transmissions 214, e.g., in each of transmissions 214, an indication of the duration of a longest transmission of transmissions 214. For example, wireless communication unit 112 (FIG. 1) may include in each of data packets data1, data2, and data 3 an indication of the duration of a longest one of data packets data1, data2, and data 3. In one example, transmissions 214 include AMPDUs, and wireless communication

unit 112 (FIG. 1) may include an indication of the duration of the longest AMPDU in each one of the AMPDUs, e.g., in the L-SIG field. Accordingly, each of wireless communication devices 104, 106 and 107 (FIG. 1) may determine when transmissions 214 are to end. At the end of transmissions 214, wireless communication devices 104, 106 and/or 107 (FIG. 1) may transmit BAs 232, 234 and/or 236, respectively, e.g., without having to receive BAR 216. Wireless communication devices 104, 106 and/or 107 (FIG. 1) may transmit BAs 232, 234 and/or 236, respectively, in a simultaneous manner, e.g., if uplink SDMA is supported, or sequentially, e.g., if uplink SDMA is not supported, e.g., as discussed above.

[0076] In some demonstrative embodiments, wireless communication unit 112 (FIG. 1) may transmit RTS packet 219 in the form of an Extended RTS (ERTS) intended for only some wireless communication devices (“the selected devices”) of group 130 (FIG. 1), e.g., to which wireless communication unit 112 (FIG. 1) has buffered traffic. The ERTS packet may also indicate the response order of the selected devices. Accordingly, wireless communication unit 112 (FIG. 1) may receive CTS packets from only the selected devices, e.g., according to the response order, and transmit transmissions 214 to the intended devices. Wireless communication unit 112 (FIG. 1) may transmit an Extended BAR (EBAR) to schedule BA transmissions from only the selected devices.

[0077] Referring back to FIG. 1, in some demonstrative embodiments, wireless communication unit 112 may determine a beamforming (BF) scheme for communicating with devices 104, 106 and/or 107 by performing a beamforming training sequence including an exchange of at least one simultaneous transmission with two or more devices 104, 106 and 107. The beamforming training sequence may include an implicit beamforming sequence and/or an explicit beamforming sequence, e.g., as described below.

[0078] Reference is also made to FIG. 3, which schematically illustrates another sequence of transmissions between a wireless communication device, e.g., wireless communication device 102 (FIG. 1) and/or wireless communication unit 112 (FIG. 1), and a group of other wireless communication devices, e.g., group 130 (FIG. 1), in accordance with some demonstrative embodiments.

[0079] As shown in FIG. 3, a timeline 302 includes transmissions by the wireless communication device, e.g., wireless communication unit 112 (FIG. 1); a timeline 304 includes transmissions by a first wireless communication device of the group, e.g., wireless communication device 104 (FIG. 1); a timeline 306 includes transmissions by a second wireless communication device of the group, e.g., wireless communication device 106 (FIG. 1); and a timeline 308 includes transmissions by a third wireless communication device of the group, e.g., wireless communication device 107 (FIG. 1).

[0080] In some demonstrative embodiments, wireless communication unit 112 (FIG. 1) may transmit at least one beamforming-training initiation frame 310 to two or more wireless communication devices of group 130 (FIG. 1). Wireless communication unit 112 (FIG. 1) may receive two or more feedback frames from the two or more wireless communication devices. For example, wireless communication unit 112 (FIG. 1) may receive feedback frames 312, 314 and/or 316 from wireless communication devices 104, 106 and/or 107 (FIG. 1), respectively.

[0081] In some demonstrative embodiments, wireless communication unit 112 (FIG. 1) may determine two or more beamforming schemes based on the two or more feedback

frames. For example, wireless communication unit **112** (FIG. **1**) may implement any suitable beamforming training and/or detection method to determine the beamforming schemes to be used for communicating with wireless communication devices **104**, **106** and/or **107** (FIG. **1**) based on feedback frames **312**, **314** and/or **316**, respectively.

[**0082**] In some demonstrative embodiments, initiation frame **310** and feedback frames **312**, **314** and/or **316** may be exchanged as part of an implicit beamforming training sequence. For example, initiation frame **310** may include a Training Request (TRQ, also referred to as a sounding request) and/or feedback frames **312**, **314** and/or **316** may include suitable channel sounding frames. In one embodiment, initiation frame **310** may include any suitable management, control and/or data frame, which may include a TRQ bit set to a predefined value, e.g., one, indicating that initiation frame **310** is to be treated as a TRQ.

[**0083**] In some demonstrative embodiments, initiation frame **310** and feedback frames **312**, **314** and/or **316** may be exchanged as part of an explicit beamforming training sequence. For example, initiation frame **310** may include a suitable channel sounding frame and/or feedback frames **312**, **314** and/or **316** may include beamforming feedback frames in response to the sounding frame.

[**0084**] In some demonstrative embodiments, wireless communication unit **112** (FIG. **1**) may transmit initiation frame **310** including the group address assigned to group **130** (FIG. **1**), e.g., as described above. Initiation frame **310** may be transmitted in the form of an extended frame, e.g., an Extended TRQ (ETRQ), including the response order assigned to the wireless communication devices of group **130** (FIG. **1**), e.g., as described above, for example, to inform wireless communication devices **104**, **106** and/or **107** (FIG. **1**) of an order at which feedback frames **312**, **314** and/or **316** are to be transmitted sequentially. Wireless communication devices **104**, **106** and/or **107** (FIG. **1**) may respond to initiation frame **310** by sending feedback frames **312**, **314** and/or **316** including suitable sounding frames.

[**0085**] In some demonstrative embodiments, wireless communication unit **112** (FIG. **1**) may transmit an individual initiation frame **310** to each of wireless communication devices **104**, **106** and/or **107** (FIG. **1**), e.g., as part of a unicast transmission.

[**0086**] In some demonstrative embodiments, wireless communication unit **112** (FIG. **1**) may transmit two or more different wireless communication transmissions **318** to the two or more wireless communication devices, respectively, using the two or more beamforming schemes, respectively. For example, wireless communication unit **112** (FIG. **1**) may transmit transmissions **318** as part of a SDMA scheme, e.g., as described above. In one example, wireless communication unit **112** (FIG. **1**) may transmit a BAR **320** following transmissions **318** and/or receive BAs **322**, **324** and/or **326** in response to BAR **320**, e.g., as described above.

[**0087**] Reference is made to FIG. **4**, which schematically illustrates a method of simultaneously communicating with a group of wireless communication devices, in accordance with some demonstrative embodiments. In some embodiments, one or more operations of the method of FIG. **4** may be performed by system **100** (FIG. **1**) and/or one or more of devices **102**, **104**, **106**, **107** and/or **108** (FIG. **1**).

[**0088**] As indicated at block **402**, the method may include reserving, by a wireless communication unit, a wireless communication medium for a time period. For example, wireless

communication unit **112** (FIG. **1**) may reserve wireless communication medium **110** (FIG. **1**), e.g., as described above.

[**0089**] As indicated at block **406**, in some embodiments reserving the wireless communication medium may include transmitting at least one RTS packet to one or more wireless communication devices of the group, wherein the request-to-send packet includes a duration value corresponding to the time period to be reserved. For example, wireless communication unit **112** (FIG. **1**) may transmit RTS packet **219** (FIG. **2**), e.g., as described above. The RTS packet may include the group address assigned to the group of wireless communication devices, e.g., as described above.

[**0090**] As indicated at block **408**, the method may include transmitting the transmissions to the two or more wireless communication devices after receiving two or more CTS packets from the two or more wireless communication devices, in response to the request-to-send packet. For example, wireless communication unit **112** (FIG. **1**) may transmit transmissions **214** (FIG. **2**) after receiving CTS packets **222** and **224** (FIG. **2**), e.g., as described above. The two or more CTS packets may be identical, e.g., as described above.

[**0091**] As indicated at block **410**, in some embodiments reserving the wireless communication medium may include transmitting a data packet to at least one of the wireless communication devices of the group, wherein the packet includes a duration value corresponding to the time period to be reserved. For example, wireless communication unit **112** (FIG. **1**) may transmit packet **218** (FIG. **2**), e.g., as described above.

[**0092**] As indicated at block **404**, the method may include simultaneously transmitting, during the reserved time period, two or more different wireless communication transmissions from the wireless communication unit to two or more respective wireless communication devices of a group of a plurality of wireless communication devices. For example, wireless communication unit **112** (FIG. **1**) may transmit transmissions **214** (FIG. **2**) to two or more wireless communication devices of group **130** (FIG. **1**) during the reserved time period, e.g., as described above.

[**0093**] As indicated at block **412**, in some embodiments the method may include determining a beamforming scheme for communicating with the wireless communication devices of the group.

[**0094**] As indicated at block **414**, the method may include transmitting at least one beamforming-training initiation frame from the wireless communication unit to the group of wireless communication devices. For example, wireless communication unit **112** (FIG. **1**) may transmit frame **310** (FIG. **3**), e.g., as described above.

[**0095**] As indicated at block **416**, the method may include receiving at the wireless communication unit two or more feedback frames from the two or more wireless communication devices. For example, wireless communication unit **112** (FIG. **1**) may receive frames **312**, **314** and/or **316** (FIG. **3**), e.g., as described above.

[**0096**] As indicated at block **418**, the method may include determining two or more beamforming schemes based on the two or more feedback frames. For example, wireless communication unit **112** (FIG. **1**) may determine the beamforming schemes to be used for communicating with wireless communication devices **104**, **106** and/or **107** (FIG. **1**) based on frames **312**, **314** and/or **316** (FIG. **3**), respectively, e.g., as described above.

[0097] As indicated at block **420**, the method may include transmitting the two or more different wireless communication transmissions to the two or more wireless communication devices, respectively, using the two or more beamforming schemes, respectively. For example, wireless communication unit **112** (FIG. **1**) may transmit transmissions **318** (FIG. **3**) using the beamforming schemes corresponding to wireless communication devices **104**, **106** and/or **107** (FIG. **1**), e.g., as described above.

[0098] Reference is made to FIG. **5**, which schematically illustrates an article of manufacture **500**, in accordance with some demonstrative embodiments. Article **500** may include a machine-readable storage medium **502** to store logic **504**, which may be used, for example, to perform at least part of the functionality of wireless communication unit **112** (FIG. **1**) and/or to perform one or more operations of the method of FIG. **4**.

[0099] In some demonstrative embodiments, article **500** and/or machine-readable storage medium **502** may include one or more types of computer-readable storage media capable of storing data, including volatile memory, non-volatile memory, removable or non-removable memory, erasable or non-erasable memory, writeable or re-writable memory, and the like. For example, machine-readable storage medium **502** may include, RAM, DRAM, Double-Data-Rate DRAM (DDR-DRAM), SDRAM, static RAM (SRAM), ROM, programmable ROM (PROM), erasable programmable ROM (EPROM), electrically erasable programmable ROM (EEPROM), Compact Disk ROM (CD-ROM), Compact Disk Recordable (CD-R), Compact Disk Rewritable (CD-RW), flash memory (e.g., NOR or NAND flash memory), content addressable memory (CAM), polymer memory, phase-change memory, ferroelectric memory, silicon-oxide-nitride-oxide-silicon (SONOS) memory, a disk, a floppy disk, a hard drive, an optical disk, a magnetic disk, a card, a magnetic card, an optical card, a tape, a cassette, and the like. The computer-readable storage media may include any suitable media involved with downloading or transferring a computer program from a remote computer to a requesting computer carried by data signals embodied in a carrier wave or other propagation medium through a communication link, e.g., a modem, radio or network connection.

[0100] In some demonstrative embodiments, logic **504** may include instructions, data, and/or code, which, if executed by a machine, may cause the machine to perform a method, process and/or operations as described herein. The machine may include, for example, any suitable processing platform, computing platform, computing device, processing device, computing system, processing system, computer, processor, or the like, and may be implemented using any suitable combination of hardware, software, firmware, and the like.

[0101] In some demonstrative embodiments, logic **504** may include, or may be implemented as, software, a software module, an application, a program, a subroutine, instructions, an instruction set, computing code, words, values, symbols, and the like. The instructions may include any suitable type of code, such as source code, compiled code, interpreted code, executable code, static code, dynamic code, and the like. The instructions may be implemented according to a predefined computer language, manner or syntax, for instructing a processor to perform a certain function. The instructions may be implemented using any suitable high-level, low-level, object-oriented, visual, compiled and/or interpreted programming

language, such as C, C++, Java, BASIC, Matlab, Pascal, Visual BASIC, assembly language, machine code, and the like.

[0102] Functions, operations, components and/or features described herein with reference to one or more embodiments, may be combined with, or may be utilized in combination with, one or more other functions, operations, components and/or features described herein with reference to one or more other embodiments, or vice versa.

[0103] While certain features of the invention have been illustrated and described herein, many modifications, substitutions, changes, and equivalents may occur to those skilled in the art. It is, therefore, to be understood that the appended claims are intended to cover all such modifications and changes as fall within the true spirit of the invention.

What is claimed is:

1. A device including:

a wireless communication unit to transmit at least one beamforming-training initiation frame to a group of a plurality of wireless communication devices,

wherein the wireless communication unit is to receive two or more feedback frames from two or more of the wireless communication devices,

wherein the wireless communication unit is to determine two or more beamforming schemes based on the two or more feedback frames,

and wherein the wireless communication unit is to simultaneously transmit two or more different wireless communication transmissions to the two or more wireless communication devices, respectively, using the two or more beamforming schemes, respectively.

2. The device of claim **1**, wherein the wireless communication unit is to determine an order at which the feedback frames are to be transmitted, and wherein the initiation frame includes an indication of the required order.

3. The device of claim **1**, wherein the initiation frame includes a training request frame, and wherein the feedback frames include channel sounding frames.

4. The device of claim **1**, wherein the initiation frame includes a channel sounding frame, and wherein the feedback frames include beamforming feedback frames.

5. The device of claim **1**, wherein the wireless communication unit is to transmit the initiation frame including an address assigned to the group of wireless communication devices.

6. The device of claim **1**, wherein the wireless communication unit is to communicate with the group of wireless communication devices over a wireless communication medium,

wherein the wireless communication unit is to reserve the wireless communication medium for a time period, during which the wireless communication unit is to transmit the beamforming-training initiation frame, receive the feedback frames, and simultaneously transmit the two or more different wireless communication transmissions.

7. The device of claim **6**, wherein the wireless communication unit is to reserve the wireless communication medium by transmitting at least one request-to-send packet to one or more wireless communication devices of the group, wherein the request-to-send packet includes a duration value corresponding to the time period to be reserved.

8. The device of claim **6**, wherein the wireless communication unit is to reserve the wireless communication medium by transmitting a data packet to at least one of the wireless

communication devices of the group, wherein the packet includes a duration value corresponding to the time period to be reserved.

9. The device of claim 6, wherein the wireless medium operates according to a carrier-sense-multiple-access-with-collision-avoidance scheme.

10. The device of claim 1, wherein the wireless communication unit is to transmit the two or more transmissions according to a space-division-multiple-access (SDMA) scheme.

11. A method including:
transmitting at least one beamforming-training initiation frame from a wireless communication unit to a group of a plurality of wireless communication devices;
receiving, at the wireless communication unit, two or more feedback frames from two or more of the wireless communication devices;
determining two or more beamforming schemes based on the two or more feedback frames; and
simultaneously transmitting two or more different wireless communication transmissions from the wireless communication unit to the two or more wireless communication devices, respectively, using the two or more beamforming schemes, respectively.

12. The method of claim 11 including determining an order at which the feedback frames are to be transmitted, wherein the initiation frame includes an indication of the required order.

13. The method of claim 11, wherein the initiation frame includes a training request frame, and wherein the feedback frames include channel sounding frames.

14. The method of claim 11, wherein the initiation frame includes a channel sounding frame, and wherein the feedback frames include beamforming feedback frames.

15. The method of claim 11 including transmitting the initiation frame including an address assigned to the group of wireless communication devices.

16. The method of claim 11 including:
reserving, by the wireless communication unit, a wireless communication medium for a time period, which includes a time period for to transmitting the beamforming-training initiation frame, receiving the feedback

frames, and simultaneously transmitting the two or more different wireless communication transmissions.

17. A wireless communication system including:
a wireless communication device to communicate with a group of a plurality of other wireless communication devices,

wherein the wireless communication device includes:
one or more antennas; and
a wireless communication unit to transmit at least one beamforming-training initiation frame to the group of wireless communication devices,

wherein the wireless communication unit is to receive two or more feedback frames from two or more of the wireless communication devices,

wherein the wireless communication unit is to determine two or more beamforming schemes based on the two or more feedback frames,

and wherein the wireless communication unit is to simultaneously transmit two or more different wireless communication transmissions to the two or more wireless communication devices, respectively, using the two or more beamforming schemes, respectively.

18. The system of claim 17, wherein the wireless communication unit is to determine an order at which the feedback frames are to be transmitted, and wherein the initiation frame includes an indication of the required order.

19. The device of claim 17, wherein the wireless communication unit is to transmit the initiation frame including an address assigned to the group of wireless communication devices.

20. The device of claim 17, wherein the wireless communication unit is to communicate with the group of wireless communication devices over a wireless communication medium,

wherein the wireless communication unit is to reserve the wireless communication medium for a time period, during which the wireless communication unit is to transmit the beamforming-training initiation frame, receive the feedback frames, and simultaneously transmit the two or more different wireless communication transmissions.

* * * * *