



HU000032873T2

(19) **HU**(11) Lajstromszám: **E 032 873**(13) **T2****MAGYARORSZÁG**
Szellemi Tulajdon Nemzeti Hivatala**EURÓPAI SZABADALOM**
SZÖVEGÉNEK FORDÍTÁSA

- (21) Magyar ügyszám: **E 15 166141**
- (22) A bejelentés napja: **2009. 03. 17.**
- (96) Az európai bejelentés bejelentési száma:
EP 20090166141
- (97) Az európai bejelentés közzétételi adatai:
EP 2947072 A1 **2015. 11. 25.**
- (97) Az európai szabadalom megadásának meghirdetési adatai:
EP 2947072 B1 **2016. 11. 09.**
- (51) Int. Cl.: **C07D239/88** (2006.01)
C07D239/93 (2006.01)
A61K 31/517 (2006.01)
A61P 35/00 (2006.01)

(30) Elsőbbségi adatok: 69763 P 2008. 03. 17. US 110508 P 2008. 10. 31. US	(73) Jogosult(ak): Ambit Biosciences Corporation, San Diego, CA 92121 (US)
(72) Feltalálók(k): Abraham, Sunny, San Diego, CA 92127 (US) Bhagwat, Shripad, S., San Diego, CA 92130 (US) Campbell, Brian, T., Burlington, NJ 08016 (US) CHAO, Qi, San Diego, CA 92130 (US) Faraoni, Raffaella, San Diego, CA 92130 (US) Holladay, Mark, W., San Diego, CA 92131-2910 (US) Lai, Andiliy, G., San Diego, CA 92126 (US) Rowbottom, Martin, W., San Diego, CA 92127-4113 (US) Setti, Eduardo, Fremont, CA 94536 (US) Sprankle, Kelly, G., Vista, CA 92081 (US)	(74) Képviselő: Danubia Szabadalmi és Jogi Iroda Kft., Budapest

- (54) **1-(3-(6,7-dimetoxikinazolin-4-iloxi)fenil)-3-(5-(1,1,1-trifluor-2-metilpropán-2-il)izoxazol-3-il)karbamid mint RAF kináz inhibitor rákos megbetegedések kezelésére**

Az európai szabadalom ellen, megadásának az Európai Szabadalmi Közlönyben való meghirdetésétől számított kilenc hónapon belül, felszólalást lehet benyújtani az Európai Szabadalmi Hivatalnál. (Európai Szabadalmi Egyezmény 99. cikk(1))

A fordítást a szabadalmas az 1995. évi XXXIII. törvény 84/H. §-a szerint nyújtotta be. A fordítás tartalmi helyességét a Szellemi Tulajdon Nemzeti Hivatala nem vizsgálta.

(19)



(11)

EP 2 947 072 B1

(12)

EUROPEAN PATENT SPECIFICATION

(45) Date of publication and mention of the grant of the patent:
09.11.2016 Bulletin 2016/45

(51) Int Cl.:
C07D 239/88 (2006.01) C07D 239/93 (2006.01)
A61K 31/517 (2006.01) A61P 35/00 (2006.01)

(21) Application number: **15166141.0**

(22) Date of filing: **17.03.2009**

(54)

1-(3-(6,7-DIMETHOXYQUINAZOLIN-4-YLOXY)PHENYL)-3-(5-(1,1,1-TRIFLUORO-2-METHYLPROPAN-2-YL)ISOXAZOL-3-YL)UREA AS RAF KINASE MODULATOR IN THE TREATMENT OF CANCER DISEASES

1-(3-(6,7-DIMETHOXYCHINAZOLIN-4-YLOXY)PHENYL)-3-(5-(1,1,1-TRIFLUORO-2-METHYLPROPAN-2-YL)ISOXAZOL-3-YL)HARNSTOFF ALS RAF KINASE MODULATOR ZUR BEHANDLUNG VON KREBSERKRANKUNGEN

1-(3-(6,7-DIMETHOXYQUINAZOLIN-4-YLOXY)PHENYL)-3-(5-(1,1,1-TRIFLUORO-2-METHYLPROPAN-2-YL)ISOXAZOL-3-YL)UREA COMME MODULATEUR DE LA KINASE RAF POUR LE TRAITEMENT DES MALADIES DE CANCER

(84) Designated Contracting States:
AT BE BG CH CY CZ DE DK EE ES FI FR GB GR HR HU IE IS IT LI LT LU LV MC MK MT NL NO PL PT RO SE SI SK TR

(30) Priority: **17.03.2008 US 69763 P**
31.10.2008 US 110508 P

(43) Date of publication of application:
25.11.2015 Bulletin 2015/48

(60) Divisional application:
16191210.0

(62) Document number(s) of the earlier application(s) in accordance with Art. 76 EPC:
09722418.2 / 2 268 623

(73) Proprietor: **Ambit Biosciences Corporation**
San Diego, CA 92121 (US)

(72) Inventors:

- **Abraham, Sunny**
San Diego, CA 92127 (US)
- **Bhagwat, Shripad, S.**
San Diego, CA 92130 (US)
- **Campbell, Brian, T.**
Burlington, NJ 08016 (US)
- **Chao, Qi**
San Diego, CA 92130 (US)

- **Faraoni, Raffaella**
San Diego, CA 92130 (US)
- **Holladay, Mark, W.**
San Diego, CA 92131-2910 (US)
- **Lai, Andiliy, G.**
San Diego, CA 92126 (US)
- **Rowbottom, Martin, W.**
San Diego, CA 92127-4113 (US)
- **Setti, Eduardo**
Fremont, CA 94536 (US)
- **Sprankle, Kelly, G.**
Vista, CA 92081 (US)

(74) Representative: **Carpmaels & Ransford LLP**
One Southampton Row
London WC1B 5HA (GB)

(56) References cited:
US-A1- 2007 244 120

- **LOWINGER T B ET AL: "DESIGN AND DISCOVERY OF SMALL MOLECULES TARGETING RAF-1 KINASE", CURRENT PHARMACEUTICAL DESIGN, BENTHAM SCIENCE PUBLISHERS, NL, vol. 8, no. 25, 1 January 2002 (2002-01-01), pages 2269-2278, XP009059613, ISSN: 1381-6128**

Note: Within nine months of the publication of the mention of the grant of the European patent in the European Patent Bulletin, any person may give notice to the European Patent Office of opposition to that patent, in accordance with the Implementing Regulations. Notice of opposition shall not be deemed to have been filed until the opposition fee has been paid. (Art. 99(1) European Patent Convention).

EP 2 947 072 B1

- THAIMATTAM R ET AL: "3D-QSAR CoMFA, CoMSIA studies on substituted ureas as Raf-1 kinase inhibitors and its confirmation with structure-based studies", BIOORGANIC & MEDICINAL CHEMISTRY, ELSEVIER SCIENCE LTD, GB, vol. 12, no. 24, 15 December 2004 (2004-12-15), pages 6415-6425, XP004646483, ISSN: 0968-0896

Description

[0001] Provided herein are compounds that are modulators of RAF kinases, including BRAF kinase, compositions comprising the compounds and the compounds for use in modulating an activity of BRAF kinase. The compounds provided are useful in the treatment, prevention, or amelioration of a disease or disorder related to RAF, including BRAF kinase, activity or one or more symptoms thereof

BACKGROUND

[0002] Protein kinases (PKs) are enzymes that catalyze the phosphorylation of hydroxyl groups on tyrosine, serine or threonine residues of proteins. Protein kinases act primarily as growth factor receptors and play a central role in signal transduction pathways regulating a number of cellular functions, such as cell cycle, cell growth, cell differentiation and cell death.

[0003] One important signal transduction pathway is the mitogen-activated protein kinase (MAPK) pathway. The MAPK signaling pathway is responsible for the regulation of cell growth, differentiation, proliferation and survival and its dysregulation is implicated in a broad spectrum of cancer. (Hoshino, et al., *Oncogene*, 1999, 18, 813-822)

[0004] The MAPK signaling pathway is one of multiple signaling pathways activated by GTP-bound RAS. Initially, extracellular stimuli such as mitogens, hormones or neurotransmitters induce receptor tyrosine kinase dimerization leading to increased levels of GTP-bound RAS. Activated RAS recruits dimerized RAF kinase to the plasma membrane whereby RAF is activated by autophosphorylation or phosphorylation by other kinases. The activation of RAF initiates the phosphorylation cascade down the MEK/ERK pathway, in which activated RAF phosphorylates and activates MEK1/2 which in turn phosphorylates and activates ERK (or extracellular signal-regulated kinase, also called p44/42 MAPK) which in turn phosphorylates a number of targets including nuclear transcription factors that lead to changes in gene expression.

[0005] RAF is a family of serine/threonine kinases comprising three isoforms called ARAF, BRAF and CRAF (also called raf-1). BRAF is currently a cancer therapeutic target, as mutations in the BRAF gene are among the most common in cancer (Haluska, et al., *Clin Cancer Res* 2006, 12(7 Pt 2), 2301s-2307s; Ikediobi, et al., *Mol. Cancer Ther.* 2006 5(11), 2606-2612; Greenman, et al., *Nature* 2007 226(7132), 153-158). The majority of mutant BRAF have been found to exhibit elevated kinase activity as measured by levels of phosphorylated MEK or ERK found endogenously in COS cells (Wan et al. *Cell* 2004 116, 855-867). BRAF mutations have been identified in about 7% of all known cancers, including 27-70% of melanoma (Davies et al. *Nature*, 2002 417, 949-954), 42-50% of papillary thyroid carcinoma, 36-53% colorectal cancers, and 5-22% serous ovarian cancers and to a lesser extent in breast cancer, endometrial cancer, liver cancer, sarcoma, stomach cancer, Barrett's adenocarcinoma, gliomas including ependymomas and lung cancer including 1-2% of non small cell lung cancer (See Davies et al. *Nature*, 2002, 417, 949-954; Garnett and Marais, *Cancer Cell*, 2004 6, 313-319; Ouyang et al. *Clin Cancer Res* 2006 12(6), 1785-1793; Melillo, et al., *J. Clin. Invest.* 2005, 115, 1068-1081; Wilhelm, et al., *Nat. Rev. Drug Discov.*, 2006 5, 835-844; and Ji et al. *Cancer Res* 2007 67(10), 4933-4939). Over forty different missense mutations of BRAF have been identified, but among them, the V600E mutation, has been found to be the most predominant (Fecher, et al., *J. Clin. Oncology* 2007, 25(12), 1606-1620), accounting for nearly 90% of the mutations in melanoma and thyroid cancer and for a high proportion in colorectal cancer, which makes this mutation a particularly attractive target for molecular therapy. A study of the crystal structures of both wild type and V600 mutants suggests that substitution at the 600 position destabilizes the inactive conformation of the enzyme (Wan *et al. op cit.*). However, V600E mutation is comparatively rare in non-small cell lung cancer, which is more likely than not to be associated with non-V600E BRAF missense mutations (Brose et al. *Cancer Res.*, 2002 62, 6997-7000). Other non-V600E BRAF missense mutations are also implicated in melanoma, breast cancer, lung cancer, colorectal cancer, liver cancer, ovarian cancer, leukemia including acute lymphoblastic leukemia (ALL), non-Hodgkin's lymphoma, Barrett's adenocarcinoma, endometrial cancer, liver cancer, stomach cancer, thyroid cancer and endometrial cancer (Garnett and Marais, *op. cit.*).

[0006] *In vivo* efficacy has been demonstrated for BRAF inhibitors NVP-AAL881-NX (also AAL881) and NVP-L T613-AG-8 (LBT613) in mouse tumor xenograft models using human cell lines (See, Ouyang *et al. op. cit.*). Preclinical studies have also shown that BRAF inhibition by siRNA or by the small molecule RAF kinase inhibitor Sorafenib resulted in a decrease in tumor growth or metastases in animals (Sharma et al. *Cancer Res.*, 2005, 65(6), 2412-2421; Sharma et al. *Cancer Res.*, 2006, (66)16, 8200-8209). RAF inhibitors that have entered clinical trials include antisense oligonucleotides against CRAF such as ISIS 5132 and LERafAON and small molecule BRAF inhibitors such as BAY 43-9006 (Sorafenib), Raf-265 (formerly CHIR-265, Novartis), PLX-4032 (Plexxikon) and XL281 (Exelixis).

[0007] Although most BRAF mutations are activating mutations, mutants having impaired kinase activity have been identified, and shown to stimulate ERK activity, presumably through recruitment of CRAF (Wan *op cit.*). Therefore, CRAF represents another target for the treatment of diseases associated with this particular subset of BRAF mutants.

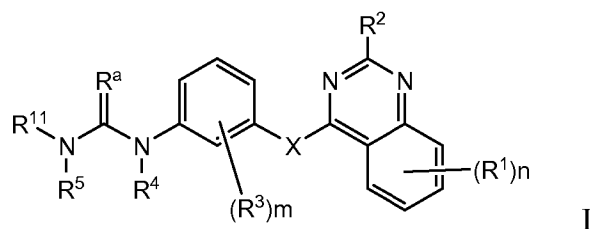
[0008] Outside of cancer, the MAPK (Raf-Mek-Erk) signaling pathway could provide targets for inflammation and

inflammatory diseases. The MAPK pathway is known to control cell survival and apoptosis of inflammatory cells such as basophils, macrophages, neutrophils and monocytes (See Dong et al., *Annu. Rev. Immunol.*, 2002, 20, 55-72; Johnson, et al., *Curr. Opin. Chem. Biol.*, 2005, 9, 325-331; R. Herrera and J. S. Sebolt-Leopold, *Trends Mol. Med.*, 2002, 8, S27-S3; and Kyriakis et al., *Physiol. Rev.*, 2002, 81, 807-869). In the carrageenan-induced pleurisy rat model, it has been shown that the Erk1/2 inhibitor PD98059 inhibits eosinophilic proinflammatory cytokine release by increasing the rate of neutrophil apoptosis thereby decreasing the number of macrophage and neutrophils that perpetuate the inflammatory response (Sawatzky et al., *Am J Pathol* 2006, 168(1), 33-41). It is therefore possible that one downstream effect of inhibiting RAF might be the resolution of an inflammatory response and BRAF inhibitors could be useful for the treatment of inflammatory diseases or immune system disorders including inflammatory bowel disease, Crohn's disease, ulcerative colitis, systemic lupus erythematosus (SLE), rheumatoid arthritis, multiple sclerosis, thyroiditis, type 1 diabetes, sarcoidosis, psoriasis, allergic rhinitis, asthma, COPD (chronic obstructive pulmonary disease) (See Stanton et al. *Dev. Biol.* 2003 263, 165-175, Hofman et al. *Curr. Drug Targets. Inflamm. Allergy* 2004 2, 1-9).

[0009] Given the multitude of diseases attributed to the dysregulation of MAPK signaling, there is an ever-existing need to provide novel classes of compounds that are useful as inhibitors of enzymes in the MAPK signaling pathway, as discussed herein.

SUMMARY

[0010] Provided herein is the compound of claim 1, which is 1-(3-(6,7-dimethoxyquinazolin-4-yloxy)phenyl)-3-(5-(1,1,1-trifluoro-2-methylpropan-2-yl)isoxazol-3-yl)urea, or a pharmaceutically acceptable salt, solvate, clathrate or hydrate thereof. In one embodiment, the compound provided herein has activity as a modulator of RAF kinase, including BRAF kinase. The compound is useful in medical treatment, pharmaceutical compositions and methods for modulating the activity of RAF kinase, including BRAF kinase such as wildtype and/or mutated forms of BRAF kinase. Also disclosed are compounds of formula (I):



or pharmaceutically acceptable salts, solvates, hydrates or clathrates thereof, wherein

X is O, S(O)_i;

R^a is O or S;

R¹ is selected as follows:

- i) each R¹ is independently selected from a group consisting of halo, nitro, alkyl, alkenyl, alkynyl, cycloalkyl, cycloalkylalkyl, heterocyclyl, heterocyclylalkyl, aryl, aralkyl, heteroaryl, heteroaralkyl, -R⁶OR⁷, -R⁶SR⁷, -R⁶S(O)_iR⁸, -R⁶N(R⁷)₂, -R⁶OR⁹OR⁷, -R⁶OR⁹SR⁷, -R⁶OR⁹S(O)_iR⁸, -R⁶OR⁹S(O)_iN(R⁷)₂, -R⁶OR⁹N(R⁷)₂, -R⁶SR⁹OR⁷, -R⁶SR⁹SR⁷, -R⁶SR⁹N(R⁷)₂, -R⁶N(R⁷)R⁹N(R⁷)₂, -R⁶N(R⁷)R⁹OR⁷, -R⁶N(R⁷)R⁹SR⁷, -R⁶CN, -R⁶C(O)R⁷, -R⁶C(O)OR⁷, -R⁶C(O)OR⁹OR⁷, -R⁶C(O)N(R⁷)₂, -R⁶C(O)N(R⁷)OR⁷, -R⁶C(NR⁷)N(R⁷)₂, -R⁶C(O)N(R⁷)R⁹N(R⁷)₂, -R⁶C(O)N(R⁷)R⁹OR⁷, -R⁶C(O)N(R⁷)R⁹SR⁷, -R⁶C(O)SR⁸, -R⁶S(O)_iOR⁷, -R⁶S(O)_iN(R⁷)₂, -R⁶S(O)_iN(R⁷)N(R⁷)₂, -R⁶S(O)_iN(R⁷)N=C(R⁷)₂, -R⁶S(O)_iN(R⁷)C(O)R⁸, -R⁶S(O)_iN(R⁷)C(O)N(R⁷)₂, -R⁶S(O)_iN(R⁷)C(NR⁷)N(R⁷)₂, -R⁶OC(O)N(R⁷)₂, -R⁶N(R⁷)C(O)R⁸, -R⁶N(R⁷)C(O)OR⁸, -R⁶N(R⁷)C(O)N(R⁷)₂, -R⁶N(R⁷)C(NR⁷)N(R⁷)₂, -R⁶N(R⁷)C(S)N(R⁷)₂, and -R⁶N(R⁷)S(O)_iR⁸,
- or
- ii) any two adjacent R¹ groups together form an alkylenedioxy group;

each R⁶ is independently a direct bond, alkylene chain or alkenylene chain;

each R⁷ is independently selected from (i) or (ii) below:

- (i) each R⁷ is selected from a group consisting of hydrogen, alkyl, alkenyl, alkynyl, cycloalkyl, cycloalkylalkyl, aryl, aralkyl, heterocyclyl, heterocyclylalkyl, heteroaryl and heteroaralkyl, or
- (ii) two R⁷ groups together with the N atom to which they are attached form a heterocyclyl or heteroaryl;

EP 2 947 072 B1

each R⁸ is independently selected from a group consisting of alkyl, alkenyl, alkynyl, cycloalkyl, cycloalkylalkyl, aryl, aralkyl, heterocyclyl, heterocyclalkyl, heteroaryl and heteroaralkyl;
each R⁹ is independently an alkylene chain or an alkenylene chain;
R² is hydrogen, halo, alkyl, amino or alkylamino;
R³ is halo or alkyl;
R⁴ and R⁵ are each independently selected as follows:

- a) R⁴ and R⁵ are each independently hydrogen or alkyl, or
- b) R⁴ and R⁵, together with the N atom to which they are attached, form an oxo-substituted heterocyclyl;

R¹¹ is aryl, heteroaryl or heterocyclyl;

m is an integer from 0 to 4;

n is an integer from 0 to 4;

t is an integer from 0 to 2; and

R¹, R², R³, R⁴, R⁵, R⁶, R⁷, R⁸, R⁹ and R¹¹ are optionally substituted with one or more substituents independently selected from Q¹, wherein Q¹ is nitro, halo, azido, cyano, oxo, thioxo, imino, alkyl, alkenyl, alkynyl, cycloalkyl, cycloalkylalkyl, aryl, aralkyl, heteroaryl, heteroaralkyl, heterocyclyl, heterocyclalkyl, -R^uOR^x, -R^uOR^uQR^x, -R^uO-R^uN(R^y)(R^z), -R^u N(R^y)(R^z), -R^u SR^x, -R^u C(J)R^x, -R^uC(J)OR^x, -R^uC(J)N(R^y)(R^z), -R^uC(J)SR^x, -R^uS(O)_tR^w, -R^uOC(J)R^x, -R^uOC(J)OR^x, -R^uOC(J)N(R^y)(R^z), -R^uOC(J)SR^x, -R^u N(R^x)C(J)R^x, -R^uN(R^x)C(J)OR^x, -R^uN(R^x)C(J)N(R^y)(R^z), -R^uN(R^x)C(J)SR^x, -R^uSi(R^w)₃, -R^uN(R^x)S(O)_tR^w, -R^uN(R^x) -R^uS(O)₂R^w, -R^uN(R^x)S(O)₂N(R^y)(R^z), -R^uS(O)₂N(R^y)(R^z), -R^uP(O)(R^v)₂, -R^uOP(O)(R^v)₂, -R^uC(J)N(R^x)S(O)₂R^w, -R^uC(J)N(R^x)N(R^x)S(O)₂R^w, R^uC(R^x)=N(OR^x) and -R^uC(R^x)=NN(R^y)(R^z),

when Q¹ is alkyl, alkenyl or alkynyl, each Q¹ is optionally substituted with halo, cyano, hydroxy or alkoxy,

when Q¹ is cycloalkyl, cycloalkylalkyl, aryl, aralkyl, heteroaryl, heteroaralkyl, heterocyclyl, or heterocyclalkyl, each Q¹ is optionally substituted with halo, alkyl, haloalkyl, hydroxyalkyl, alkoxyalkyl, cyanoalkyl, alkoxy, hydroxyl, oxo or cyano,

each R^u is independently alkylene or a direct bond;

each R^v is independently alkyl, alkenyl, alkynyl, cycloalkyl, cycloalkylalkyl, heterocyclyl, heterocyclalkyl, aryl, aralkyl, heteroaryl, heteroaralkyl, hydroxy, -OR^x or -N(R^y)(R^z);

R^w is alkyl, alkenyl, alkynyl, cycloalkyl, cycloalkylalkyl, heterocyclyl, heterocyclalkyl, aryl, aralkyl, heteroaryl, or heteroaralkyl;

each R^x is independently hydrogen, alkyl, haloalkyl, alkenyl, alkynyl, cycloalkyl, cycloalkylalkyl, heterocyclyl, heterocyclalkyl, aryl, aralkyl, heteroaryl, or heteroaralkyl;

each R^y and R^z is independently selected from (i) or (ii) below:

- (i) R^y and R^z are each independently hydrogen, alkyl, alkenyl, alkynyl, cycloalkyl, cycloalkylalkyl, heterocyclyl, heterocyclalkyl, aryl, aralkyl, heteroaryl, or heteroaralkyl, or
- (ii) R^y and R^z, together with the nitrogen atom to which they are attached, form a heterocyclyl or heteroaryl; and

J is O, NR^x or S.

[0011] In one embodiment, the compound provided herein is a pharmaceutically acceptable salt of the compound of claim 1. In one embodiment, the compound provided herein is a solvate of the compound of claim 1. In one embodiment, the compound provided herein is a hydrate of the compound of claim 1.

[0012] Also provided are pharmaceutical compositions formulated for administration by an appropriate route and means containing effective concentrations of one or more of the compounds provided herein, or pharmaceutically acceptable salts, solvates, and hydrates thereof, and optionally comprising at least one pharmaceutical carrier.

[0013] Such pharmaceutical compositions deliver amounts effective for the treatment, prevention, or amelioration of diseases or disorders that are modulated or otherwise affected by RAF kinases, including BRAF kinase, or one or more symptoms or causes thereof. Such diseases or disorders include without limitation: cancers, including melanoma, papillary thyroid carcinoma, colorectal, ovarian, breast cancer, endometrial cancer, liver cancer, sarcoma, stomach cancer, Barret's adenocarcinoma, glioma (including ependymoma), lung cancer (including non small cell lung cancer), head and neck cancer, acute lymphoblastic leukemia and non-Hodgkin's lymphoma; and inflammatory diseases or immune system disorders, including inflammatory bowel disease, Crohn's disease, ulcerative colitis, systemic lupus erythematosus (SLE), rheumatoid arthritis, multiple sclerosis (MS), thyroiditis, type 1 diabetes, sarcoidosis, psoriasis, allergic rhinitis, asthma, and chronic obstructive pulmonary disease (COPD).

[0014] Also provided herein are combination therapies using one or more compounds or compositions provided herein, or pharmaceutically acceptable salts, solvates, hydrates or clathrates thereof, in combination with other pharmaceu-

tically active agents for the treatment of the diseases and disorders described herein.

[0015] In one embodiment, such additional pharmaceutical agents include one or more chemotherapeutic agents, anti-proliferative agents, anti-inflammatory agents, immunomodulatory agents or immunosuppressive agents.

[0016] The compounds or compositions provided herein, or or pharmaceutically acceptable salts, solvates, hydrates or clathrates thereof, may be administered simultaneously with, prior to, or after administration of one or more of the above agents. Pharmaceutical compositions containing a compound provided herein and one or more of the above agents are also provided.

[0017] In certain embodiments, provided herein is the use of the compound of claim 1 in methods of treating, preventing or ameliorating a disease or disorder that is modulated or otherwise affected by RAF kinases, including BRAF kinase such as wild type and/or mutant BRAF kinase, or one or more symptoms or causes thereof. In practicing the methods, effective amounts of the compound or compositions containing therapeutically effective concentrations of the compound, which are formulated for systemic delivery, including parenteral, oral, or intravenous delivery, or for local or topical application are administered to an individual exhibiting the symptoms of the disease or disorder to be treated. The amounts are effective to ameliorate or eliminate one or more symptoms of the disease or disorder.

[0018] Further provided is a pharmaceutical pack or kit comprising one or more containers filled with one or more of the ingredients of the pharmaceutical compositions. Optionally associated with such container(s) can be a notice in the form prescribed by a governmental agency regulating the manufacture, use or sale of pharmaceuticals or biological products, which notice reflects approval by the agency of manufacture, use of sale for human administration. The pack or kit can be labeled with information regarding mode of administration, sequence of drug administration (e.g., separately, sequentially or concurrently), or the like.

[0019] These and other aspects of the subject matter described herein will become evident upon reference to the following detailed description.

DETAILED DESCRIPTION

[0020] Provided herein are compounds of claim 1 that have activity as RAF kinase, including BRAF kinase, modulators. Further provided is the use of the compound of claim 1 in methods of treating, preventing or ameliorating diseases that are modulated by RAF kinases, including BRAF kinase, and pharmaceutical compositions and dosage forms useful for such methods. The methods and compositions are described in detail in the sections below.

A. DEFINITIONS

[0021] Unless defined otherwise, all technical and scientific terms used herein have the same meaning as is commonly understood by one of ordinary skill in the art. All patents, applications, published applications and other publications are incorporated by reference in their entirety. In the event that there are a plurality of definitions for a term herein, those in this section prevail unless stated otherwise.

[0022] "Alkyl" refers to a straight or branched hydrocarbon chain radical consisting solely of carbon and hydrogen atoms, containing no unsaturation, having from one to ten carbon atoms, and which is attached to the rest of the molecule by a single bond, e.g., methyl, ethyl, *n*-propyl, 1-methylethyl (*iso*-propyl), *n*-butyl, *n*-pentyl, 1,1-dimethylethyl (*t*-butyl), and the like.

[0023] "Alkenyl" refers to a straight or branched hydrocarbon chain radical consisting solely of carbon and hydrogen atoms, containing at least one double bond, having from two to ten carbon atoms, and which is attached to the rest of the molecule by a single bond or a double bond, e.g., ethenyl, prop-1-enyl, but-1-enyl, pent-1-enyl, penta-1,4-dienyl, and the like.

[0024] "Alkynyl" refers to a straight or branched hydrocarbon chain radical consisting solely of carbon and hydrogen atoms, containing at least one triple bond, having from two to ten carbon atoms, and which is attached to the rest of the molecule by a single bond or a triple bond, e.g., ethynyl, prop-1-ynyl, but-1-ynyl, pent-1-ynyl, pent-3-ynyl and the like.

[0025] "Alkylene" and "alkylene chain" refer to a straight or branched divalent hydrocarbon chain consisting solely of carbon and hydrogen, containing no unsaturation and having from one to eight carbon atoms, e.g., methylene, ethylene, propylene, *n*-butylene and the like. The alkylene chain may be attached to the rest of the molecule through any two carbons within the chain.

[0026] "Alkenylene" or "alkenylene chain" refers to a straight or branched chain unsaturated divalent radical consisting solely of carbon and hydrogen atoms, having from two to eight carbon atoms, wherein the unsaturation is present only as double bonds and wherein the double bond can exist between any two carbon atoms in the chain, e.g., ethenylene, prop-1-enylene, but-2-enylene and the like. The alkenylene chain may be attached to the rest of the molecule through any two carbons within the chain.

[0027] "Alkoxy" refers to the radical having the formula -OR wherein R is alkyl or haloalkyl. An "optionally substituted alkoxy" refers to the radical having the formula -OR wherein R is an optionally substituted alkyl as defined herein.

[0028] "Alkynylene" or "alkynylene chain" refers to a straight or branched chain unsaturated divalent radical consisting solely of carbon and hydrogen atoms, having from two to eight carbon atoms, wherein the unsaturation is present only as triple bonds and wherein the triple bond can exist between any two carbon atoms in the chain, e.g., ethynylene, prop-1-ynylene, but-2-ynylene, pent-1-ynylene, pent-3-ynylene and the like. The alkynylene chain may be attached to the rest of the molecule through any two carbons within the chain.

[0029] "Amino" refers to a radical having the formula $-NR'R''$ wherein R' and R'' are each independently hydrogen, alkyl or haloalkyl. An "optionally substituted amino" refers to a radical having the formula $-NR'R''$ wherein one or both of R' and R'' are optionally substituted alkyl as defined herein.

[0030] "Aryl" refers to a radical of carbocyclic ring system, including monocyclic, bicyclic, tricyclic, tetracyclic C_6 - C_{18} ring systems, wherein at least one of the rings is aromatic. The aryl may be fully aromatic, examples of which are phenyl, naphthyl, anthracenyl, acenaphthylenyl, azulenyl, fluorenyl, indenyl and pyrenyl. The aryl may also contain an aromatic ring in combination with a non-aromatic ring, examples of which are acenaphene, indene, and fluorene.

[0031] "Aralkyl" refers to a radical of the formula $-R_aR_b$ where R_a is an alkyl radical as defined above, substituted by R_b , an aryl radical, as defined above, e.g., benzyl. Both the alkyl and aryl radicals may be optionally substituted as defined herein.

[0032] "Aralkoxy" refers to a radical of the formula $-OR_aR_b$ where $-R_aR_b$ is an aralkyl radical as defined above. Both the alkyl and aryl radicals may be optionally substituted as defined herein.

[0033] "Cycloalkyl" refers to a stable monovalent monocyclic or bicyclic hydrocarbon radical consisting solely of carbon and hydrogen atoms, having from three to ten carbon atoms, and which is saturated and attached to the rest of the molecule by a single bond, e.g., cyclopropyl, cyclobutyl, cyclopentyl, cyclohexyl, decalanyl, norbornane, norbornene, adamantyl, bicyclo[2.2.2]octane and the like.

[0034] "Cycloalkylalkyl" refers to a radical of the formula $-R_aR_d$ where R_a is an alkyl radical as defined above and R_d is a cycloalkyl radical as defined above. The alkyl radical and the cycloalkyl radical may be optionally substituted as defined herein.

[0035] "Halo", "halogen" or "halide" refers to F, Cl, Br or I.

[0036] "Haloalkyl" refers to an alkyl group, in certain embodiments, C_{1-4} alkyl group in which one or more of the hydrogen atoms are replaced by halogen. Such groups include, but are not limited to, chloromethyl, trifluoromethyl 1-chloro-2-fluoroethyl, 2,2-difluoroethyl, 2-fluoropropyl, 2-fluoropropan-2-yl, 2,2,2-trifluoroethyl, 1,1-difluoroethyl, 1,3-difluoro-2-methylpropyl, (trifluoromethyl)cyclopropyl and 2,2,2-trifluoro-1,1-dimethyl-ethyl.

[0037] "Haloalkenyl" refers to an alkenyl group in which one or more of the hydrogen atoms are replaced by halogen. Such groups include, but are not limited to, 1-chloro-2-fluoroethenyl.

[0038] "Heterocyclyl" refers to a stable 3- to 15-membered non-aromatic ring radical which consists of carbon atoms and from one to five heteroatoms selected from a group consisting of nitrogen, oxygen and sulfur. In one embodiment, the heterocyclic ring system radical may be a monocyclic, bicyclic or tricyclic ring or tetracyclic ring system, which may include fused or bridged ring systems; and the nitrogen or sulfur atoms in the heterocyclic ring system radical may be optionally oxidized; the nitrogen atom may be optionally quaternized; and the heterocyclyl radical may be partially or fully saturated. The heterocyclic ring system may be attached to the main structure at any heteroatom or carbon atom which results in the creation of a stable compound. Exemplary heterocyclic radicals include, morpholinyl, tetrahydropyranyl, piperidinyl, piperazinyl and pyrrolidinyl.

[0039] "Heteroaryl" refers to a monocyclic or multicyclic aromatic ring system, a heterocyclyl radical as defined above which is aromatic, in certain embodiments, of about 5 to about 20 members where one or more, in one embodiment 1 to 5, of the atoms in the ring system is a heteroatom, that is, an element other than carbon, including but not limited to, nitrogen, oxygen or sulfur. The heteroaryl group may be optionally fused to a benzene ring. The heteroaryl radical may be attached to the main structure at any heteroatom or carbon atom which results in the creation of a stable compound. Examples of such heteroaryl radicals include, but are not limited to: acridinyl, benzimidazolyl, benzindolyl, benzisoxazinyl, benzo[4,6]imidazo[1,2-a]pyridinyl, benzofuranlyl, benzonaphthofuranlyl, benzothiadiazolyl, benzothiazolyl, benzothiofenyl, benzotriazolyl, benzothiopyranyl, benzoxazinyl, benzoxazolyl, benzothiazolyl, β -carboline, carbazolyl, cinnolinyl, dibenzofuranlyl, furanyl, imidazolyl, imidazopyridinyl, imidazothiazolyl, indazolyl, indoliziny, indolyl, isobenzothienyl, isoindolyl, isoquinolyl, isothiazolidinyl, isothiazolyl, naphthyridinyl, octahydroindolyl, octahydroisoindolyl, oxazolidinonyl, oxazolidinyl, oxazolopyridinyl, oxazolyl, isoxazolyl, oxiranyl, perimidinyl, phenanthridinyl, phenathrolinyl, phenarsazinyl, phenazinyl, phenothiazinyl, phenoxazinyl, phthalazinyl, pteridinyl, purinyl, pyrazinyl, pyrazolyl, pyridazinyl, pyridinyl, pyridopyridinyl, pyrimidinyl, pyrrolyl, quinazolyl, quinolyl, quinoxalinyl, tetrazolyl, thiadiazolyl, thiazolyl, thienyl, triazinyl and triazolyl.

[0040] In certain embodiments, the heterocyclic or heteroaryl radicals include, but are not limited to: acridinyl, azepinyl, benzimidazolyl, benzindolyl, benzoisoxazolyl, benzisoxazinyl, benzo[4,6]imidazo[1,2-a]pyridinyl, benzodioxanyl, benzodioxolyl, benzofuranonyl, benzofuranlyl, benzonaphthofuranlyl, benzopyranonyl, benzopyranyl, benzotetrahydrofuranlyl, benzotetrahydrothienyl, benzothiadiazolyl, benzothiazolyl, benzothiophenyl, benzotriazolyl, benzothiopyranyl, benzoxazinyl, benzoxazolyl, benzothiazolyl, β -carboline, carbazolyl, chromanyl, chromonyl, cinnolinyl, coumarinyl, decahydr-

oisoquinolinyl, dibenzofuranyl, dihydrobenzothiazinyl, dihydrobenzoxazinyl, dihydrofuryl, dihydropyranyl, dioxolanyl, dihydropyrazinyl, dihydropyridinyl, dihydropyrazolyl, dihydropyrimidinyl, dihydropyrrolyl, dioxolanyl, 1,4-dithianyl, furanonyl, furanyl, imidazolidinyl, imidazolyl, imidazolyl, imidazopyridinyl, imidazothiazolyl, indazolyl, indolinyl, indoliziny, indolyl, isobenzotetrahydrofuranyl, isobenzotetrahydrothienyl, isobenzothieryl, isochromanyl, isocoumarinyl, isoindolinyl, isoindolyl, isoquinolinyl, isothiazolidinyl, isothiazolyl, isoxazolidinyl, isoxazolyl, morpholinyl, naphthyridinyl, octahydroindolyl, octahydroisoindolyl, oxadiazolyl, oxazolidinonyl, oxazolidinyl, oxazolopyridinyl, oxazolyl, oxiranyl, perimidinyl, phenanthridinyl, phenathrolinyl, phenarsazinyl, phenazinyl, phenothiazinyl, phenoxazinyl, phthalazinyl, piperazinyl, piperidinyl, 4-piperidonyl, pteridinyl, purinyl, pyrazinyl, pyrazolidinyl, pyrazolyl, pyridazinyl, pyridinyl, pyridopyridinyl, pyrimidinyl, pyrrolidinyl, pyrrolinyl, pyrrolyl, quinazoliny, quinolinyl, quinoxaliny, quinuclidinyl, tetrahydrofuryl, tetrahydrofuranyl, tetrahydroisoquinolinyl, tetrahydropyranyl, tetrahydrothienyl, tetrazolyl, thiadiazolopyrimidinyl, thiadiazolyl, thiamorpholinyl, thiazolidinyl, thiazolyl, thienyl, triazinyl, triazolyl and 1,3,5-trithianyl.

[0041] "Heteroaralkyl" refers to a radical of the formula $-R_aR_f$ where R_a is an alkyl radical as defined above and R_f is a heteroaryl radical as defined herein. The alkyl radical and the heteroaryl radical may be optionally substituted as defined herein.

[0042] "Heterocyclalalkyl" refers to a radical of the formula $-R_aR_e$ wherein R_a is an alkyl radical as defined above and R_e is a heterocyclal radical as defined herein, where the alkyl radical R_a may attach at either the carbon atom or the heteroatom of the heterocyclal radical R_e . The alkyl radical and the heterocyclal radical may be optionally substituted as defined herein.

[0043] "IC₅₀" refers to an amount, concentration or dosage of a particular test compound that achieves a 50% inhibition of a maximal response, such as cell growth or proliferation measured via any the *in vitro* or cell based assay described herein.

[0044] Unless stated otherwise specifically described in the specification, it is understood that the substitution can occur on any atom of the alkyl, alkenyl, alkynyl, cycloalkyl, heterocyclal, aryl or heteroaryl group.

[0045] "Oxo" refers to =O.

[0046] Pharmaceutically acceptable salts include, but are not limited to, amine salts, such as but not limited to *N,N'*-dibenzylethylenediamine, chlorprocaine, choline, ammonia, diethanolamine and other hydroxyalkylamines, ethylenediamine, *N*-methylglucamine, procaine, *N*-benzylphenethylamine, 1-*para*-chlorobenzyl-2-pyrrolidin-1'-ylmethylbenzimidazole, diethylamine and other alkylamines, piperazine and tris(hydroxymethyl)aminomethane; alkali metal salts, such as but not limited to lithium, potassium and sodium; alkali earth metal salts, such as but not limited to barium, calcium and magnesium; transition metal salts, such as but not limited to zinc; and other metal salts, such as but not limited to sodium hydrogen phosphate and disodium phosphate; and also including, but not limited to, salts of mineral acids, such as but not limited to hydrochlorides and sulfates; and salts of organic acids, such as but not limited to acetates, lactates, malates, tartrates, citrates, ascorbates, succinates, butyrates, valerates and fumarates.

[0047] As used herein and unless otherwise indicated, the term "hydrate" means a compound provided herein or a salt thereof, that further includes a stoichiometric or non-stoichiometric amount of water bound by non-covalent intermolecular forces.

[0048] As used herein and unless otherwise indicated, the term "solvate" means a solvate formed from the association of one or more solvent molecules to a compound provided herein. The term "solvate" includes hydrates (e.g., monohydrate, dihydrate, trihydrate, tetrahydrate and the like).

[0049] "Sulfide" refers to the radical having the formula $-SR$ wherein R is an alkyl or haloalkyl group. An "optionally substituted sulfide" refers to the radical having the formula $-SR$ wherein R is an optionally substituted alkyl as defined herein.

[0050] As used herein, "substantially pure" means sufficiently homogeneous to appear free of readily detectable impurities as determined by standard methods of analysis, such as thin layer chromatography (TLC), gel electrophoresis, high performance liquid chromatography (HPLC) and mass spectrometry (MS), used by those of skill in the art to assess such purity, or sufficiently pure such that further purification would not detectably alter the physical and chemical properties, such as enzymatic and biological activities, of the substance. Methods for purification of the compounds to produce substantially chemically pure compounds are known to those of skill in the art. A substantially chemically pure compound may, however, be a mixture of stereoisomers. In such instances, further purification might increase the specific activity of the compound.

[0051] Unless specifically stated otherwise, where a compound may assume alternative tautomeric, regioisomeric and/or stereoisomeric forms, all alternative isomers are intended to be encompassed within the scope of the claimed subject matter. For example, where a compound is described as having one of two tautomeric forms, it is intended that the both tautomers be encompassed herein.

[0052] Thus, the compounds provided herein may be enantiomerically pure, or be stereoisomeric or diastereomeric mixtures. In the case of amino acid residues, such residues may be of either the L- or D-form. The configuration for naturally occurring amino acid residues is generally L. When not specified the residue is the L form. As used herein, the term "amino acid" refers to α -amino acids which are racemic, or of either the D- or L-configuration. The designation "d"

preceding an amino acid designation (e.g., dAla, dSer, dVal, etc.) refers to the D-isomer of the amino acid. The designation "dl" preceding an amino acid designation (e.g., dlPip) refers to a mixture of the L- and D-isomers of the amino acid. It is to be understood that the chiral centers of the compounds provided herein may undergo epimerization *in vivo*. As such, one of skill in the art will recognize that administration of a compound in its (R) form is equivalent, for compounds that

undergo epimerization *in vivo*, to administration of the compound in its (S) form.

[0053] It is to be understood that the compounds provided herein may contain chiral centers. Such chiral centers may be of either the (R) or (S) configuration, or may be a mixture thereof.

[0054] Optically active (+) and (-), (R)- and (S)-, or (D)- and (L)-isomers may be prepared using chiral synthons or chiral reagents, or resolved using conventional techniques, such as reverse phase HPLC.

[0055] As used herein, the term "enantiomerically pure" or "pure enantiomer" denotes that the compound comprises more than 75% by weight, more than 80% by weight, more than 85% by weight, more than 90% by weight, more than 91% by weight, more than 92% by weight, more than 93% by weight, more than 94% by weight, more than 95% by weight, more than 96% by weight, more than 97% by weight, more than 98% by weight, more than 98.5% by weight, more than 99% by weight, more than 99.2% by weight, more than 99.5% by weight, more than 99.6% by weight, more than 99.7% by weight, more than 99.8% by weight or more than 99.9% by weight, of the desired enantiomer.

[0056] Where the number of any given substituent is not specified (e.g., haloalkyl), there may be one or more substituents present. For example, "haloalkyl" may include one or more of the same or different halogens.

[0057] In the description herein, if there is any discrepancy between a chemical name and chemical structure, the structure preferably controls.

As used herein, "isotopic composition" refers to the amount of each isotope present for a given atom, and "natural isotopic composition" refers to the naturally occurring isotopic composition or abundance for a given atom. Atoms containing their natural isotopic composition may also be referred to herein as "non-enriched" atoms. Unless otherwise designated, the atoms of the compounds recited herein are meant to represent any stable isotope of that atom. For example, unless otherwise stated, when a position is designated specifically as "H" or "hydrogen", the position is understood to have hydrogen at its natural isotopic composition.

As used herein, "isotopically enriched" refers to an atom having an isotopic composition other than the natural isotopic composition of that atom. "Isotopically enriched" may also refer to a compound containing at least one atom having an isotopic composition other than the natural isotopic composition of that atom.

As used herein, "isotopic enrichment" refers to the percentage of incorporation of an amount of a specific isotope at a given atom in a molecule in the place of that atom's natural isotopic abundance. For example, deuterium enrichment of 1% at a given position means that 1% of the molecules in a given sample contain deuterium at the specified position. Because the naturally occurring distribution of deuterium is about 0.0156%, deuterium enrichment at any position in a compound synthesized using non-enriched starting materials is about 0.0156%. The isotopic enrichment of the compounds provided herein can be determined using conventional analytical methods known to one of ordinary skill in the art, including mass spectrometry and nuclear magnetic resonance spectroscopy.

[0058] "Anti-cancer agents" refers to anti-metabolites (e.g., 5-fluoro-uracil, methotrexate, fludarabine), antimicrotubule agents (e.g., vinca alkaloids such as vincristine, vinblastine; taxanes such as paclitaxel, docetaxel), alkylating agents (e.g., cyclophosphamide, melphalan, carmustine, nitrosoureas such as bischloroethylnitrosourea and hydroxyurea), platinum agents (e.g. cisplatin, carboplatin, oxaliplatin, JM-216 or satraplatin, CI-973), anthracyclines (e.g., doxorubicin, daunorubicin), antitumor antibiotics (e.g., mitomycin, idarubicin, adriamycin, daunomycin), topoisomerase inhibitors (e.g., etoposide, camptothecins), anti-angiogenesis agents (e.g. Sutent® and Bevacizumab) or any other cytotoxic agents, (estramustine phosphate, prednimustine), hormones or hormone agonists, antagonists, partial agonists or partial antagonists, kinase inhibitors, and radiation treatment.

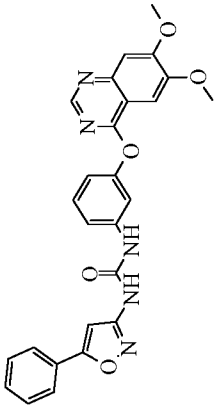
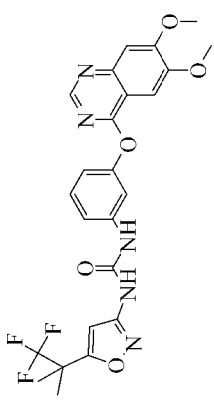
[0059] "Anti-inflammatory agents" refers to matrix metalloproteinase inhibitors, inhibitors of pro-inflammatory cytokines (e.g., anti-TNF molecules, TNF soluble receptors, and IL1) non-steroidal anti-inflammatory drugs (NSAIDs) such as prostaglandin synthase inhibitors (e.g., choline magnesium salicylate, salicylsalicylic acid), COX-1 or COX-2 inhibitors), or glucocorticoid receptor agonists such as corticosteroids, methylprednisone, prednisone, or cortisone.

[0060] As used herein, the abbreviations for any protective groups, amino acids and other compounds, are, unless indicated otherwise, in accord with their common usage, recognized abbreviations, or the IUPAC-IUB Commission on Biochemical Nomenclature (see, Biochem. 1972, 11:942-944).

B. COMPOUNDS

[0061] Certain exemplary compounds are provided in Table 1.

Table 1:

Name	pMEK IC ₅₀ (nM)	A375 Viability EC ₅₀ (nM)	BRAF V600E Kd (nM)	BRAF WT Kd nM	RAF 1 Kd nM	S35
<p>Ex * 113 1-(3-(6,7-dimethoxyquinoxalin-4-yloxy)phenyl)-3-(5-phenylisoxazol-3-yl)urea</p> 	C	D	B	C	A	B
<p>Ex 259 1-(3-(6,7-dimethoxyquinoxalin-4-yloxy)phenyl)-3-(5-(1,1,1-trifluoro-2-methylpropyl)isoxazol-3-yl)urea</p> 	A	A	A	A	A	C

[* = Reference Example]

pMEK IC₅₀ and A375 Viability EC₅₀: A ≤ 250, 250 < B ≤ 500, 500 < C ≤ 1000, D > 1000, BRAF V600E Kd, BRAF WT Kd and RAF1 Kd: A ≤ 250, 250 < B ≤ 500, 500 < C ≤ 1000, D > 1000 S35: A ≤ 0.10, 0.10 < B ≤ 0.20, 0.20 < C ≤ 0.40, D > 0.40 (Asterisk indicates an S35 score calculated using a panel of 321 distinct kinases, no asterisk indicates an S35 score calculated using a panel of 290 distinct kinases); and ND= no data.

[0062] Also provided herein are isotopically enriched analogs of the compounds provided herein. Isotopic enrichment (for example, deuteration) of pharmaceuticals to improve pharmacokinetics ("PK"), pharmacodynamics ("PD"), and toxicity profiles, has been demonstrated previously with some classes of drugs. See, for example, Lijinsky et. al., Food Cosmet. Toxicol., 20: 393 (1982); Lijinsky et. al., J. Nat. Cancer Inst., 69: 1127 (1982); Mangold et. al., Mutation Res. 308: 33 (1994); Gordon et. al., Drug Metab. Dispos., 15: 589 (1987); Zello et. al., Metabolism, 43: 487 (1994); Gately et. al., J. Nucl. Med., 27: 388 (1986); Wade D, Chem. Biol. Interact. 117: 191 (1999).

[0063] Isotopic enrichment of a drug can be used, for example, to (1) reduce or eliminate unwanted metabolites, (2) increase the half-life of the parent drug, (3) decrease the number of doses needed to achieve a desired effect, (4) decrease the amount of a dose necessary to achieve a desired effect, (5) increase the formation of active metabolites, if any are formed, and/or (6) decrease the production of deleterious metabolites in specific tissues and/or create a more effective drug and/or a safer drug for combination therapy, whether the combination therapy is intentional or not.

[0064] Replacement of an atom for one of its isotopes often will result in a change in the reaction rate of a chemical reaction. This phenomenon is known as the Kinetic Isotope Effect ("KIE"). For example, if a C-H bond is broken during a rate-determining step in a chemical reaction (*i.e.* the step with the highest transition state energy), substitution of a deuterium for that hydrogen will cause a decrease in the reaction rate and the process will slow down. This phenomenon is known as the Deuterium Kinetic Isotope Effect ("DKIE"). (See, *e.g.* Foster et al., Adv. Drug Res., vol. 14, pp. 1-36 (1985); Kushner et al., Can. J. Physiol. Pharmacol., vol. 77, pp. 79-88 (1999)).

[0065] Tritium ("T") is a radioactive isotope of hydrogen, used in research, fusion reactors, neutron generators and radiopharmaceuticals. Tritium is a hydrogen atom that has 2 neutrons in the nucleus and has an atomic weight close to 3. It occurs naturally in the environment in very low concentrations, most commonly found as T₂O. Tritium decays slowly (half-life = 12.3 years) and emits a low energy beta particle that cannot penetrate the outer layer of human skin. Internal exposure is the main hazard associated with this isotope, yet it must be ingested in large amounts to pose a significant health risk. As compared with deuterium, a lesser amount of tritium must be consumed before it reaches a hazardous level. Substitution of tritium ("T") for hydrogen results in yet a stronger bond than deuterium and gives numerically larger isotope effects. Similarly, substitution of isotopes for other elements, including, but not limited to, ¹³C or ¹⁴C for carbon, ³³S, ³⁴S, or ³⁶S for sulfur, ¹⁵N for nitrogen, and ¹⁷O or ¹⁸O for oxygen, will provide a similar kinetic isotope effects.

[0066] In another embodiment, provided herein is the use of the disclosed compounds and compositions, or pharmaceutically acceptable salts, solvates, or hydrates thereof, for the local or systemic treatment or prophylaxis of human and veterinary diseases, disorders and conditions modulated or otherwise affected mediated via RAF kinase, including BRAF kinase, activity.

C. FORMULATION OF PHARMACEUTICAL COMPOSITIONS

[0067] Provided herein are pharmaceutical compositions comprising a compound provided herein, *e.g.*, a compound of claim 1, as an active ingredient, or a pharmaceutically acceptable salt, solvate or hydrate thereof; in combination with a pharmaceutically acceptable vehicle, carrier, diluent, or excipient, or a mixture thereof.

[0068] The compound provided herein may be administered alone, or in combination with one or more other compounds provided herein. The pharmaceutical compositions that comprise a compound provided herein, *e.g.*, a compound of claim 1, can be formulated in various dosage forms for oral, parenteral, and topical administration. The pharmaceutical compositions can also be formulated as modified release dosage forms, including delayed-, extended-, prolonged-, sustained-, pulsatile-, controlled-, accelerated- and fast-, targeted-, programmed-release, and gastric retention dosage forms. These dosage forms can be prepared according to conventional methods and techniques known to those skilled in the art (*see, Remington: The Science and Practice of Pharmacy, supra; Modified-Release Drug Delivery Technology, Rathbone et al., Eds., Drugs and the Pharmaceutical Science, Marcel Dekker, Inc.: New York, NY, 2003; Vol. 126*).

[0069] In one embodiment, the pharmaceutical compositions are provided in a dosage form for oral administration, which comprise a compound provided herein, *e.g.*, a compound of claim 1, or a pharmaceutically acceptable salt, solvate or hydrate thereof; and one or more pharmaceutically acceptable excipients or carriers.

[0070] In another embodiment, the pharmaceutical compositions are provided in a dosage form for parenteral administration, which comprise a compound provided herein, *e.g.*, a compound of claim 1, or a pharmaceutically acceptable salt, solvate or hydrate thereof; and one or more pharmaceutically acceptable excipients or carriers.

[0071] In yet another embodiment, the pharmaceutical compositions are provided in a dosage form for topical administration, which comprise a compound provided herein, *e.g.*, a compound of claim 1, or a pharmaceutically acceptable salt, solvate or hydrate thereof; and one or more pharmaceutically acceptable excipients or carriers.

[0072] The pharmaceutical compositions provided herein can be provided in a unit-dosage form or multiple-dosage form. A unit-dosage form, as used herein, refers to physically discrete a unit suitable for administration to a human and animal subject, and packaged individually as is known in the art. Each unit-dose contains a predetermined quantity of an active ingredient(s) sufficient to produce the desired therapeutic effect, in association with the required pharmaceutical carriers or excipients. Examples of a unit-dosage form include an ampoule, syringe, and individually packaged tablet

and capsule. A unit-dosage form may be administered in fractions or multiples thereof. A multiple-dosage form is a plurality of identical unit-dosage forms packaged in a single container to be administered in segregated unit-dosage form. Examples of a multiple-dosage form include a vial, bottle of tablets or capsules, or bottle of pints or gallons. The pharmaceutical compositions provided herein can be administered at once, or multiple times at intervals of time. It is understood that the precise dosage and duration of treatment may vary with the age, weight, and condition of the patient being treated, and may be determined empirically using known testing protocols or by extrapolation from *in vivo* or *in vitro* test or diagnostic data. It is further understood that for any particular individual, specific dosage regimens should be adjusted over time according to the individual need and the professional judgment of the person administering or supervising the administration of the formulations.

[0073] In one embodiment, the therapeutically effective dose is from about 0.1 mg to about 2,000 mg per day of a compound provided herein. The pharmaceutical compositions therefore should provide a dosage of from about 0.1 mg to about 2000 mg of the compound. In certain embodiments, pharmaceutical dosage unit forms are prepared to provide from about 1 mg to about 2000 mg, from about 10 mg to about 1000 mg, from about 20 mg to about 500 mg or from about 25 mg to about 250 mg of the essential active ingredient or a combination of essential ingredients per dosage unit form. In certain embodiments, the pharmaceutical dosage unit forms are prepared to provide about 10 mg, 20 mg, 25 mg, 50 mg, 100 mg, 250 mg, 500 mg, 1000 mg or 2000 mg of the essential active ingredient.

Oral Administration

[0074] The pharmaceutical compositions provided herein can be provided in solid, semisolid, or liquid dosage forms for oral administration. As used herein, oral administration also includes buccal, lingual, and sublingual administration. Suitable oral dosage forms include, but are not limited to, tablets, fastmelts, chewable tablets, capsules, pills, troches, lozenges, pastilles, cachets, pellets, medicated chewing gum, bulk powders, effervescent or non-effervescent powders or granules, solutions, emulsions, suspensions, wafers, sprinkles, elixirs, and syrups. In addition to the active ingredient(s), the pharmaceutical compositions can contain one or more pharmaceutically acceptable carriers or excipients, including, but not limited to, binders, fillers, diluents, disintegrants, wetting agents, lubricants, glidants, coloring agents, dye-migration inhibitors, sweetening agents, and flavoring agents.

[0075] Binders or granulators impart cohesiveness to a tablet to ensure the tablet remaining intact after compression. Suitable binders or granulators include, but are not limited to, starches, such as corn starch, potato starch, and pre-gelatinized starch (e.g., STARCH 1500); gelatin; sugars, such as sucrose, glucose, dextrose, molasses, and lactose; natural and synthetic gums, such as acacia, alginic acid, alginates, extract of Irish moss, panwar gum, ghatti gum, mucilage of isabgol husks, carboxymethylcellulose, methylcellulose, polyvinylpyrrolidone (PVP), Veegum, larch arabogalactan, powdered tragacanth, and guar gum; celluloses, such as ethyl cellulose, cellulose acetate, carboxymethyl cellulose calcium, sodium carboxymethyl cellulose, methyl cellulose, hydroxyethylcellulose (HEC), hydroxypropylcellulose (HPC), hydroxypropyl methyl cellulose (HPMC); microcrystalline celluloses, such as AVICEL-PH-101, AVICEL-PH-103, AVICEL RC-581, AVICEL-PH-105 (FMC Corp., Marcus Hook, PA); and mixtures thereof. Suitable fillers include, but are not limited to, talc, calcium carbonate, microcrystalline cellulose, powdered cellulose, dextrates, kaolin, mannitol, silicic acid, sorbitol, starch, pre-gelatinized starch, and mixtures thereof. The binder or filler may be present from about 50 to about 99% by weight in the pharmaceutical compositions provided herein.

[0076] Suitable diluents include, but are not limited to, dicalcium phosphate, calcium sulfate, lactose, sorbitol, sucrose, inositol, cellulose, kaolin, mannitol, sodium chloride, dry starch, and powdered sugar. Certain diluents, such as mannitol, lactose, sorbitol, sucrose, and inositol, when present in sufficient quantity, can impart properties to some compressed tablets that permit disintegration in the mouth by chewing. Such compressed tablets can be used as chewable tablets.

[0077] Suitable disintegrants include, but are not limited to, agar; bentonite; celluloses, such as methylcellulose and carboxymethylcellulose; wood products; natural sponge; cation-exchange resins; alginic acid; gums, such as guar gum and Veegum HV; citrus pulp; cross-linked celluloses, such as croscarmellose; cross-linked polymers, such as crospovidone; cross-linked starches; calcium carbonate; microcrystalline cellulose, such as sodium starch glycolate; polacrillin potassium; starches, such as corn starch, potato starch, tapioca starch, and pre-gelatinized starch; clays; lignins; and mixtures thereof. The amount of a disintegrant in the pharmaceutical compositions provided herein varies upon the type of formulation, and is readily discernible to those of ordinary skill in the art. The pharmaceutical compositions provided herein may contain from about 0.5 to about 15% or from about 1 to about 5% by weight of a disintegrant.

[0078] Suitable lubricants include, but are not limited to, calcium stearate; magnesium stearate; mineral oil; light mineral oil; glycerin; sorbitol; mannitol; glycols, such as glycerol behenate and polyethylene glycol (PEG); stearic acid; sodium lauryl sulfate; talc; hydrogenated vegetable oil, including peanut oil, cottonseed oil, sunflower oil, sesame oil, olive oil, corn oil, and soybean oil; zinc stearate; ethyl oleate; ethyl laureate; agar; starch; lycopodium; silica or silica gels, such as AEROSIL® 200 (W.R. Grace Co., Baltimore, MD) and CAB-O-SIL® (Cabot Co. of Boston, MA); and mixtures thereof. The pharmaceutical compositions provided herein may contain about 0.1 to about 5% by weight of a lubricant.

[0079] Suitable glidants include colloidal silicon dioxide, CAB-O-SIL® (Cabot Co. of Boston, MA), and asbestos-free

5 talc. Coloring agents include any of the approved, certified, water soluble FD&C dyes, and water insoluble FD&C dyes suspended on alumina hydrate, and color lakes and mixtures thereof. A color lake is the combination by adsorption of a water-soluble dye to a hydrous oxide of a heavy metal, resulting in an insoluble form of the dye. Flavoring agents include natural flavors extracted from plants, such as fruits, and synthetic blends of compounds which produce a pleasant
10 taste sensation, such as peppermint and methyl salicylate. Sweetening agents include sucrose, lactose, mannitol, syrups, glycerin, and artificial sweeteners, such as saccharin and aspartame. Suitable emulsifying agents include gelatin, acacia, tragacanth, bentonite, and surfactants, such as polyoxyethylene sorbitan monooleate (TWEEN® 20), polyoxyethylene sorbitan monooleate 80 (TWEEN® 80), and triethanolamine oleate. Suspending and dispersing agents include sodium carboxymethylcellulose, pectin, tragacanth, Veegum, acacia, sodium carbomethylcellulose, hydroxypropyl methylcellu-
15 lose, and polyvinylpyrrolidone. Preservatives include glycerin, methyl and propylparaben, benzoic acid, sodium benzoate and alcohol. Wetting agents include propylene glycol monostearate, sorbitan monooleate, diethylene glycol monolaurate, and polyoxyethylene lauryl ether. Solvents include glycerin, sorbitol, ethyl alcohol, and syrup. Examples of non-aqueous liquids utilized in emulsions include mineral oil and cottonseed oil. Organic acids include citric and tartaric acid. Sources of carbon dioxide include sodium bicarbonate and sodium carbonate.

15 **[0080]** It should be understood that many carriers and excipients may serve several functions, even within the same formulation.

[0081] The pharmaceutical compositions provided herein can be provided as compressed tablets, tablet triturates, chewable lozenges, rapidly dissolving tablets, multiple compressed tablets, or enteric-coating tablets, sugar-coated, or film-coated tablets. Enteric-coated tablets are compressed tablets coated with substances that resist the action of stomach
20 acid but dissolve or disintegrate in the intestine, thus protecting the active ingredients from the acidic environment of the stomach. Enteric-coatings include, but are not limited to, fatty acids, fats, phenyl salicylate, waxes, shellac, ammoniated shellac, and cellulose acetate phthalates. Sugar-coated tablets are compressed tablets surrounded by a sugar coating, which may be beneficial in covering up objectionable tastes or odors and in protecting the tablets from oxidation. Film-coated tablets are compressed tablets that are covered with a thin layer or film of a water-soluble material. Film
25 coatings include, but are not limited to, hydroxyethylcellulose, sodium carboxymethylcellulose, polyethylene glycol 4000, and cellulose acetate phthalate. Film coating imparts the same general characteristics as sugar coating. Multiple compressed tablets are compressed tablets made by more than one compression cycle, including layered tablets, and press-coated or dry-coated tablets.

[0082] The tablet dosage forms can be prepared from the active ingredient in powdered, crystalline, or granular forms,
30 alone or in combination with one or more carriers or excipients described herein, including binders, disintegrants, controlled-release polymers, lubricants, diluents, and/or colorants. Flavoring and sweetening agents are especially useful in the formation of chewable tablets and lozenges.

[0083] The pharmaceutical compositions provided herein can be provided as soft or hard capsules, which can be made from gelatin, methylcellulose, starch, or calcium alginate. The hard gelatin capsule, also known as the dry-filled capsule (DFC), consists of two sections, one slipping over the other, thus completely enclosing the active ingredient.
35 The soft elastic capsule (SEC) is a soft, globular shell, such as a gelatin shell, which is plasticized by the addition of glycerin, sorbitol, or a similar polyol. The soft gelatin shells may contain a preservative to prevent the growth of microorganisms. Suitable preservatives are those as described herein, including methyl- and propyl-parabens, and sorbic acid. The liquid, semisolid, and solid dosage forms provided herein may be encapsulated in a capsule. Suitable liquid
40 and semisolid dosage forms include solutions and suspensions in propylene carbonate, vegetable oils, or triglycerides. Capsules containing such solutions can be prepared as described in U.S. Pat. Nos. 4,328,245; 4,409,239; and 4,410,545. The capsules may also be coated as known by those of skill in the art in order to modify or sustain dissolution of the active ingredient.

[0084] The pharmaceutical compositions provided herein can be provided in liquid and semisolid dosage forms, including emulsions, solutions, suspensions, elixirs, and syrups. An emulsion is a two-phase system, in which one liquid
45 is dispersed in the form of small globules throughout another liquid, which can be oil-in-water or water-in-oil. Emulsions may include a pharmaceutically acceptable non-aqueous liquid or solvent, emulsifying agent, and preservative. Suspensions may include a pharmaceutically acceptable suspending agent and preservative. Aqueous alcoholic solutions may include a pharmaceutically acceptable acetal, such as a di(lower alkyl) acetal of a lower alkyl aldehyde, e.g.,
50 acetaldehyde diethyl acetal; and a water-miscible solvent having one or more hydroxyl groups, such as propylene glycol and ethanol. Elixirs are clear, sweetened, and hydroalcoholic solutions. Syrups are concentrated aqueous solutions of a sugar, for example, sucrose, and may also contain a preservative. For a liquid dosage form, for example, a solution in a polyethylene glycol may be diluted with a sufficient quantity of a pharmaceutically acceptable liquid carrier, e.g.,
55 water, to be measured conveniently for administration.

[0085] Other useful liquid and semisolid dosage forms include, but are not limited to, those containing the active ingredient(s) provided herein, and a dialkylated mono- or poly-alkylene glycol, including, 1,2-dimethoxymethane, diglyme, triglyme, tetraglyme, polyethylene glycol-350-dimethyl ether, polyethylene glycol-550-dimethyl ether, polyethylene glycol-750-dimethyl ether, wherein 350, 550, and 750 refer to the approximate average molecular weight of the polyethylene

glycol. These formulations can further comprise one or more antioxidants, such as butylated hydroxytoluene (BHT), butylated hydroxyanisole (BHA), propyl gallate, vitamin E, hydroquinone, hydroxycoumarins, ethanolamine, lecithin, cephalin, ascorbic acid, malic acid, sorbitol, phosphoric acid, bisulfite, sodium metabisulfite, thiodipropionic acid and its esters, and dithiocarbamates.

5 **[0086]** The pharmaceutical compositions provided herein for oral administration can be also provided in the forms of liposomes, micelles, microspheres, or nanosystems. Micellar dosage forms can be prepared as described in U.S. Pat. No. 6,350,458.

[0087] The pharmaceutical compositions provided herein can be provided as non-effervescent or effervescent, granules and powders, to be reconstituted into a liquid dosage form. Pharmaceutically acceptable carriers and excipients used in the non-effervescent granules or powders may include diluents, sweeteners, and wetting agents. Pharmaceutically acceptable carriers and excipients used in the effervescent granules or powders may include organic acids and a source of carbon dioxide.

[0088] Coloring and flavoring agents can be used in all of the above dosage forms.

10 **[0089]** The pharmaceutical compositions provided herein can be formulated as immediate or modified release dosage forms, including delayed-, sustained, pulsed-, controlled, targeted-, and programmed-release forms.

15 **[0090]** The pharmaceutical compositions provided herein can be co-formulated with other active ingredients which do not impair the desired therapeutic action, or with substances that supplement the desired action.

Parenteral Administration

20 **[0091]** The pharmaceutical compositions provided herein can be administered parenterally by injection, infusion, or implantation, for local or systemic administration. Parenteral administration, as used herein, include intravenous, intraarterial, intraperitoneal, intrathecal, intraventricular, intraurethral, intrasternal, intracranial, intramuscular, intrasynovial, intravesical, and subcutaneous administration.

25 **[0092]** The pharmaceutical compositions provided herein can be formulated in any dosage forms that are suitable for parenteral administration, including solutions, suspensions, emulsions, micelles, liposomes, microspheres, nanosystems, and solid forms suitable for solutions or suspensions in liquid prior to injection. Such dosage forms can be prepared according to conventional methods known to those skilled in the art of pharmaceutical science (see, Remington: The Science and Practice of Pharmacy, supra).

30 **[0093]** The pharmaceutical compositions intended for parenteral administration can include one or more pharmaceutically acceptable carriers and excipients, including, but not limited to, aqueous vehicles, water-miscible vehicles, non-aqueous vehicles, antimicrobial agents or preservatives against the growth of microorganisms, stabilizers, solubility enhancers, isotonic agents, buffering agents, antioxidants, local anesthetics, suspending and dispersing agents, wetting or emulsifying agents, complexing agents, sequestering or chelating agents, cryoprotectants, lyoprotectants, thickening agents, pH adjusting agents, and inert gases.

35 **[0094]** Suitable aqueous vehicles include, but are not limited to, water, saline, physiological saline or phosphate buffered saline (PBS), sodium chloride injection, Ringers injection, isotonic dextrose injection, sterile water injection, dextrose and lactated Ringers injection. Non-aqueous vehicles include, but are not limited to, fixed oils of vegetable origin, castor oil, corn oil, cottonseed oil, olive oil, peanut oil, peppermint oil, safflower oil, sesame oil, soybean oil, hydrogenated vegetable oils, hydrogenated soybean oil, and medium-chain triglycerides of coconut oil, and palm seed oil. Water-miscible vehicles include, but are not limited to, ethanol, 1,3-butanediol, liquid polyethylene glycol (e.g., polyethylene glycol 300 and polyethylene glycol 400), propylene glycol, glycerin, *N*-methyl-2-pyrrolidone, *N,N*-dimethylacetamide, and dimethyl sulfoxide.

45 **[0095]** Suitable antimicrobial agents or preservatives include, but are not limited to, phenols, cresols, mercurials, benzyl alcohol, chlorobutanol, methyl and propyl *p*-hydroxybenzoates, thimerosal, benzalkonium chloride (e.g., benzethonium chloride), methyl- and propyl-parabens, and sorbic acid. Suitable isotonic agents include, but are not limited to, sodium chloride, glycerin, and dextrose. Suitable buffering agents include, but are not limited to, phosphate and citrate. Suitable antioxidants are those as described herein, including bisulfite and sodium metabisulfite. Suitable local anesthetics include, but are not limited to, procaine hydrochloride. Suitable suspending and dispersing agents are those as described herein, including sodium carboxymethylcellulose, hydroxypropyl methylcellulose, and polyvinylpyrrolidone. Suitable emulsifying agents include those described herein, including polyoxyethylene sorbitan monolaurate, polyoxyethylene sorbitan monooleate 80, and triethanolamine oleate. Suitable sequestering or chelating agents include, but are not limited to EDTA. Suitable pH adjusting agents include, but are not limited to, sodium hydroxide, hydrochloric acid, citric acid, and lactic acid. Suitable complexing agents include, but are not limited to, cyclodextrins, including α -cyclodextrin, β -cyclodextrin, hydroxypropyl- β -cyclodextrin, sulfobutylether- β -cyclodextrin, and sulfobutylether 7- β -cyclodextrin (CAPTISOL[®], CyDex, Lenexa, KS).

55 **[0096]** The pharmaceutical compositions provided herein can be formulated for single or multiple dosage administration. The single dosage formulations are packaged in an ampoule, a vial, or a syringe. The multiple dosage parenteral

formulations must contain an antimicrobial agent at bacteriostatic or fungistatic concentrations. All parenteral formulations must be sterile, as known and practiced in the art.

[0097] In one embodiment, the pharmaceutical compositions are provided as ready-to-use sterile solutions. In another embodiment, the pharmaceutical compositions are provided as sterile dry soluble products, including lyophilized powders and hypodermic tablets, to be reconstituted with a vehicle prior to use. In yet another embodiment, the pharmaceutical compositions are provided as ready-to-use sterile suspensions. In yet another embodiment, the pharmaceutical compositions are provided as sterile dry insoluble products to be reconstituted with a vehicle prior to use. In still another embodiment, the pharmaceutical compositions are provided as ready-to-use sterile emulsions.

[0098] The pharmaceutical compositions provided herein can be formulated as immediate or modified release dosage forms, including delayed-, sustained, pulsed-, controlled, targeted-, and programmed-release forms.

[0099] The pharmaceutical compositions can be formulated as a suspension, solid, semi-solid, or thixotropic liquid, for administration as an implanted depot. In one embodiment, the pharmaceutical compositions provided herein are dispersed in a solid inner matrix, which is surrounded by an outer polymeric membrane that is insoluble in body fluids but allows the active ingredient in the pharmaceutical compositions diffuse through.

[0100] Suitable inner matrixes include polymethylmethacrylate, polybutylmethacrylate, plasticized or unplasticized polyvinylchloride, plasticized nylon, plasticized polyethylene terephthalate, natural rubber, polyisoprene, polyisobutylene, polybutadiene, polyethylene, ethylene-vinyl acetate copolymers, silicone rubbers, polydimethylsiloxanes, silicone carbonate copolymers, hydrophilic polymers, such as hydrogels of esters of acrylic and methacrylic acid, collagen, cross-linked polyvinyl alcohol, and cross-linked partially hydrolyzed polyvinyl acetate.

[0101] Suitable outer polymeric membranes include polyethylene, polypropylene, ethylene/propylene copolymers, ethylene/ethyl acrylate copolymers, ethylene/vinyl acetate copolymers, silicone rubbers, polydimethyl siloxanes, neoprene rubber, chlorinated polyethylene, polyvinylchloride, vinyl chloride copolymers with vinyl acetate, vinylidene chloride, ethylene and propylene, ionomer polyethylene terephthalate, butyl rubber epichlorohydrin rubbers, ethylene/vinyl alcohol copolymer, ethylene/vinyl acetate/vinyl alcohol terpolymer, and ethylene/vinylalcohol copolymer.

Topical Administration

[0102] The pharmaceutical compositions provided herein can be administered topically to the skin, orifices, or mucosa. The topical administration, as used herein, includes (intra)dermal, conjunctival, intracorneal, intraocular, ophthalmic, auricular, transdermal, nasal, vaginal, urethral, respiratory, and rectal administration.

[0103] The pharmaceutical compositions provided herein can be formulated in any dosage forms that are suitable for topical administration for local or systemic effect, including emulsions, solutions, suspensions, creams, gels, hydrogels, ointments, dusting powders, dressings, elixirs, lotions, suspensions, tinctures, pastes, foams, films, aerosols, irrigations, sprays, suppositories, bandages, dermal patches. The topical formulation of the pharmaceutical compositions provided herein can also comprise liposomes, micelles, microspheres, nanosystems, and mixtures thereof.

[0104] Pharmaceutically acceptable carriers and excipients suitable for use in the topical formulations provided herein include, but are not limited to, aqueous vehicles, water-miscible vehicles, non-aqueous vehicles, antimicrobial agents or preservatives against the growth of microorganisms, stabilizers, solubility enhancers, isotonic agents, buffering agents, antioxidants, local anesthetics, suspending and dispersing agents, wetting or emulsifying agents, complexing agents, sequestering or chelating agents, penetration enhancers, cryoprotectants, lyoprotectants, thickening agents, and inert gases.

[0105] The pharmaceutical compositions can also be administered topically by electroporation, iontophoresis, phonophoresis, sonophoresis, or microneedle or needle-free injection, such as POWDERJECT™ (Chiron Corp., Emeryville, CA), and BIOJECT™ (Bioject Medical Technologies Inc., Tualatin, OR).

[0106] The pharmaceutical compositions provided herein can be provided in the forms of ointments, creams, and gels. Suitable ointment vehicles include oleaginous or hydrocarbon vehicles, including lard, benzoinated lard, olive oil, cottonseed oil, and other oils, white petrolatum; emulsifiable or absorption vehicles, such as hydrophilic petrolatum, hydroxystearin sulfate, and anhydrous lanolin; water-removable vehicles, such as hydrophilic ointment; water-soluble ointment vehicles, including polyethylene glycols of varying molecular weight; emulsion vehicles, either water-in-oil (W/O) emulsions or oil-in-water (O/W) emulsions, including cetyl alcohol, glyceryl monostearate, lanolin, and stearic acid (see, Remington: The Science and Practice of Pharmacy, supra). These vehicles are emollient but generally require addition of antioxidants and preservatives.

[0107] Suitable cream base can be oil-in-water or water-in-oil. Cream vehicles may be water-washable, and contain an oil phase, an emulsifier, and an aqueous phase. The oil phase is also called the "internal" phase, which is generally comprised of petrolatum and a fatty alcohol such as cetyl or stearyl alcohol. The aqueous phase usually, although not necessarily, exceeds the oil phase in volume, and generally contains a humectant. The emulsifier in a cream formulation may be a nonionic, anionic, cationic, or amphoteric surfactant.

[0108] Gels are semisolid, suspension-type systems. Single-phase gels contain organic macromolecules distributed

substantially uniformly throughout the liquid carrier. Suitable gelling agents include crosslinked acrylic acid polymers, such as carbomers, carboxypolyalkylenes, CARBOPOL®; hydrophilic polymers, such as polyethylene oxides, polyoxyethylene-polyoxypropylene copolymers, and polyvinylalcohol; cellulosic polymers, such as hydroxypropyl cellulose, hydroxyethyl cellulose, hydroxypropyl methylcellulose, hydroxypropyl methylcellulose phthalate, and methylcellulose; gums, such as tragacanth and xanthan gum; sodium alginate; and gelatin. In order to prepare a uniform gel, dispersing agents such as alcohol or glycerin can be added, or the gelling agent can be dispersed by trituration, mechanical mixing, and/or stirring.

[0109] The pharmaceutical compositions provided herein can be administered rectally, urethrally, vaginally, or perivaginally in the forms of suppositories, pessaries, bougies, poultices or cataplasm, pastes, powders, dressings, creams, plasters, contraceptives, ointments, solutions, emulsions, suspensions, tampons, gels, foams, sprays, or enemas. These dosage forms can be manufactured using conventional processes as described in Remington: The Science and Practice of Pharmacy, supra.

[0110] Rectal, urethral, and vaginal suppositories are solid bodies for insertion into body orifices, which are solid at ordinary temperatures but melt or soften at body temperature to release the active ingredient(s) inside the orifices. Pharmaceutically acceptable carriers utilized in rectal and vaginal suppositories include bases or vehicles, such as stiffening agents, which produce a melting point in the proximity of body temperature, when formulated with the pharmaceutical compositions provided herein; and antioxidants as described herein, including bisulfite and sodium metabisulfite. Suitable vehicles include, but are not limited to, cocoa butter (theobroma oil), glycerin-gelatin, carbowax (polyoxyethylene glycol), spermaceti, paraffin, white and yellow wax, and appropriate mixtures of mono-, di- and triglycerides of fatty acids, hydrogels, such as polyvinyl alcohol, hydroxyethyl methacrylate, polyacrylic acid; glycerinated gelatin. Combinations of the various vehicles may be used. Rectal and vaginal suppositories may be prepared by the compressed method or molding. The typical weight of a rectal and vaginal suppository is about 2 to about 3 g.

[0111] The pharmaceutical compositions provided herein can be administered ophthalmically in the forms of solutions, suspensions, ointments, emulsions, gel-forming solutions, powders for solutions, gels, ocular inserts, and implants.

[0112] The pharmaceutical compositions provided herein can be administered intranasally or by inhalation to the respiratory tract. The pharmaceutical compositions can be provided in the form of an aerosol or solution for delivery using a pressurized container, pump, spray, atomizer, such as an atomizer using electrohydrodynamics to produce a fine mist, or nebulizer, alone or in combination with a suitable propellant, such as 1,1,1,2-tetrafluoroethane or 1,1,1,2,3,3,3-heptafluoropropane. The pharmaceutical compositions can also be provided as a dry powder for insufflation, alone or in combination with an inert carrier such as lactose or phospholipids; and nasal drops. For intranasal use, the powder can comprise a bioadhesive agent, including chitosan or cyclodextrin.

[0113] Solutions or suspensions for use in a pressurized container, pump, spray, atomizer, or nebulizer can be formulated to contain ethanol, aqueous ethanol, or a suitable alternative agent for dispersing, solubilizing, or extending release of the active ingredient provided herein, a propellant as solvent; and/or a surfactant, such as sorbitan trioleate, oleic acid, or an oligolactic acid.

[0114] The pharmaceutical compositions provided herein can be micronized to a size suitable for delivery by inhalation, such as about 50 micrometers or less, or about 10 micrometers or less. Particles of such sizes can be prepared using a comminuting method known to those skilled in the art, such as spiral jet milling, fluid bed jet milling, supercritical fluid processing to form nanoparticles, high pressure homogenization, or spray drying.

[0115] Capsules, blisters and cartridges for use in an inhaler or insufflator can be formulated to contain a powder mix of the pharmaceutical compositions provided herein; a suitable powder base, such as lactose or starch; and a performance modifier, such as *l*-leucine, mannitol, or magnesium stearate. The lactose may be anhydrous or in the form of the monohydrate. Other suitable excipients or carriers include dextran, glucose, maltose, sorbitol, xylitol, fructose, sucrose, and trehalose. The pharmaceutical compositions provided herein for inhaled/intranasal administration can further comprise a suitable flavor, such as menthol and levomenthol, or sweeteners, such as saccharin or saccharin sodium.

[0116] The pharmaceutical compositions provided herein for topical administration can be formulated to be immediate release or modified release, including delayed-, sustained-, pulsed-, controlled-, targeted, and programmed release.

Modified Release

[0117] The pharmaceutical compositions provided herein can be formulated as a modified release dosage form. As used herein, the term "modified release" refers to a dosage form in which the rate or place of release of the active ingredient(s) is different from that of an immediate dosage form when administered by the same route. Modified release dosage forms include delayed-, extended-, prolonged-, sustained-, pulsatile-, controlled-, accelerated- and fast-, targeted-, programmed-release, and gastric retention dosage forms. The pharmaceutical compositions in modified release dosage forms can be prepared using a variety of modified release devices and methods known to those skilled in the art, including, but not limited to, matrix controlled release devices, osmotic controlled release devices, multiparticulate controlled release devices, ion-exchange resins, enteric coatings, multilayered coatings, microspheres, liposomes, and

combinations thereof. The release rate of the active ingredient(s) can also be modified by varying the particle sizes and polymorphism of the active ingredient(s).

[0118] Examples of modified release include, but are not limited to, those described in U.S. Pat. Nos.: 3,845,770; 3,916,899; 3,536,809; 3,598,123; 4,008,719; 5,674,533; 5,059,595; 5,591,767; 5,120,548; 5,073,543; 5,639,476; 5,354,556; 5,639,480; 5,733,566; 5,739,108; 5,891,474; 5,922,356; 5,972,891; 5,980,945; 5,993,855; 6,045,830; 6,087,324; 6,113,943; 6,197,350; 6,248,363; 6,264,970; 6,267,981; 6,376,461; 6,419,961; 6,589,548; 6,613,358; and 6,699,500.

1. Matrix Controlled Release Devices

[0119] The pharmaceutical compositions provided herein in a modified release dosage form can be fabricated using a matrix controlled release device known to those skilled in the art (see, Takada et al in "Encyclopedia of Controlled Drug Delivery," Vol. 2, Mathiowitz Ed., Wiley, 1999).

[0120] In one embodiment, the pharmaceutical compositions provided herein in a modified release dosage form is formulated using an erodible matrix device, which is water-swellable, erodible, or soluble polymers, including synthetic polymers, and naturally occurring polymers and derivatives, such as polysaccharides and proteins.

[0121] Materials useful in forming an erodible matrix include, but are not limited to, chitin, chitosan, dextran, and pullulan; gum agar, gum arabic, gum karaya, locust bean gum, gum tragacanth, carrageenans, gum ghatti, guar gum, xanthan gum, and scleroglucan; starches, such as dextrin and maltodextrin; hydrophilic colloids, such as pectin; phosphatides, such as lecithin; alginates; propylene glycol alginate; gelatin; collagen; and cellulose, such as ethyl cellulose (EC), methylethyl cellulose (MEC), carboxymethyl cellulose (CMC), CMEC, hydroxyethyl cellulose (HEC), hydroxypropyl cellulose (HPC), cellulose acetate (CA), cellulose propionate (CP), cellulose butyrate (CB), cellulose acetate butyrate (CAB), CAP, CAT, hydroxypropyl methyl cellulose (HPMC), HPMCP, HPMCAS, hydroxypropyl methyl cellulose acetate trimellitate (HPMCAT), and ethylhydroxy ethylcellulose (EHEC); polyvinyl pyrrolidone; polyvinyl alcohol; polyvinyl acetate; glycerolfatty acid esters; polyacrylamide; polyacrylic acid; copolymers of ethacrylic acid or methacrylic acid (EUDRAGIT®, Rohm America, Inc., Piscataway, NJ); poly(2-hydroxyethylmethacrylate); polylactides; copolymers of L-glutamic acid and ethyl-L-glutamate; degradable lactic acid-glycolic acid copolymers; poly-D-(-)-3-hydroxybutyric acid; and other acrylic acid derivatives, such as homopolymers and copolymers of butylmethacrylate, methylmethacrylate, ethylmethacrylate, ethylacrylate, (2-dimethylaminoethyl)methacrylate, and (trimethylaminoethyl)methacrylate chloride.

[0122] In further embodiments, the pharmaceutical compositions are formulated with a non-erodible matrix device. The active ingredient(s) is dissolved or dispersed in an inert matrix and is released primarily by diffusion through the inert matrix once administered. Materials suitable for use as a non-erodible matrix device included, but are not limited to, insoluble plastics, such as polyethylene, polypropylene, polyisoprene, polyisobutylene, polybutadiene, polymethylmethacrylate, polybutylmethacrylate, chlorinated polyethylene, polyvinylchloride, methyl acrylate-methyl methacrylate copolymers, ethylene-vinyl acetate copolymers, ethylene/propylene copolymers, ethylene/ethyl acrylate copolymers, vinyl chloride copolymers with vinyl acetate, vinylidene chloride, ethylene and propylene, ionomer polyethylene terephthalate, butyl rubber epichlorohydrin rubbers, ethylene/vinyl alcohol copolymer, ethylene/vinyl acetate/vinyl alcohol terpolymer, and ethylene/vinyloxyethanol copolymer, polyvinyl chloride, plasticized nylon, plasticized polyethylene terephthalate, natural rubber, silicone rubbers, polydimethylsiloxanes, silicone carbonate copolymers, and ; hydrophilic polymers, such as ethyl cellulose, cellulose acetate, crospovidone, and cross-linked partially hydrolyzed polyvinyl acetate,; and fatty compounds, such as carnauba wax, microcrystalline wax, and triglycerides.

[0123] In a matrix controlled release system, the desired release kinetics can be controlled, for example, via the polymer type employed, the polymer viscosity, the particle sizes of the polymer and/or the active ingredient(s), the ratio of the active ingredient(s) versus the polymer, and other excipients or carriers in the compositions.

[0124] The pharmaceutical compositions provided herein in a modified release dosage form can be prepared by methods known to those skilled in the art, including direct compression, dry or wet granulation followed by compression, melt-granulation followed by compression.

2. Osmotic Controlled Release Devices

[0125] The pharmaceutical compositions provided herein in a modified release dosage form can be fabricated using an osmotic controlled release device, including one-chamber system, two-chamber system, asymmetric membrane technology (AMT), and extruding core system (ECS). In general, such devices have at least two components: (a) the core which contains the active ingredient(s); and (b) a semipermeable membrane with at least one delivery port, which encapsulates the core. The semipermeable membrane controls the influx of water to the core from an aqueous environment of use so as to cause drug release by extrusion through the delivery port(s).

[0126] In addition to the active ingredient(s), the core of the osmotic device optionally includes an osmotic agent, which creates a driving force for transport of water from the environment of use into the core of the device. One class of osmotic

agents water-swallowable hydrophilic polymers, which are also referred to as "osmopolymers" and "hydrogels," including, but not limited to, hydrophilic vinyl and acrylic polymers, polysaccharides such as calcium alginate, polyethylene oxide (PEO), polyethylene glycol (PEG), polypropylene glycol (PPG), poly(2-hydroxyethyl methacrylate), poly(acrylic) acid, poly(methacrylic) acid, polyvinylpyrrolidone (PVP), crosslinked PVP, polyvinyl alcohol (PVA), PVA/PVP copolymers, PVA/PVP copolymers with hydrophobic monomers such as methyl methacrylate and vinyl acetate, hydrophilic polyurethanes containing large PEO blocks, sodium croscarmellose, carrageenan, hydroxyethyl cellulose (HEC), hydroxypropyl cellulose (HPC), hydroxypropyl methyl cellulose (HPMC), carboxymethyl cellulose (CMC) and carboxyethyl, cellulose (CEC), sodium alginate, polycarbophil, gelatin, xanthan gum, and sodium starch glycolate.

[0127] The other class of osmotic agents is osmogens, which are capable of imbibing water to affect an osmotic pressure gradient across the barrier of the surrounding coating. Suitable osmogens include, but are not limited to, inorganic salts, such as magnesium sulfate, magnesium chloride, calcium chloride, sodium chloride, lithium chloride, potassium sulfate, potassium phosphates, sodium carbonate, sodium sulfite, lithium sulfate, potassium chloride, and sodium sulfate; sugars, such as dextrose, fructose, glucose, inositol, lactose, maltose, mannitol, raffinose, sorbitol, sucrose, trehalose, and xylitol; organic acids, such as ascorbic acid, benzoic acid, fumaric acid, citric acid, maleic acid, sebacic acid, sorbic acid, adipic acid, edetic acid, glutamic acid, p-toluenesulfonic acid, succinic acid, and tartaric acid; urea; and mixtures thereof.

[0128] Osmotic agents of different dissolution rates can be employed to influence how rapidly the active ingredient(s) is initially delivered from the dosage form. For example, amorphous sugars, such as MANNOGEM™ EZ (SPI Pharma, Lewes, DE) can be used to provide faster delivery during the first couple of hours to promptly produce the desired therapeutic effect, and gradually and continually release of the remaining amount to maintain the desired level of therapeutic or prophylactic effect over an extended period of time. In this case, the active ingredient(s) is released at such a rate to replace the amount of the active ingredient metabolized and excreted.

[0129] The core can also include a wide variety of other excipients and carriers as described herein to enhance the performance of the dosage form or to promote stability or processing.

[0130] Materials useful in forming the semipermeable membrane include various grades of acrylics, vinyls, ethers, polyamides, polyesters, and cellulosic derivatives that are water-permeable and water-insoluble at physiologically relevant pHs, or are susceptible to being rendered water-insoluble by chemical alteration, such as crosslinking. Examples of suitable polymers useful in forming the coating, include plasticized, unplasticized, and reinforced cellulose acetate (CA), cellulose diacetate, cellulose triacetate, CA propionate, cellulose nitrate, cellulose acetate butyrate (CAB), CA ethyl carbamate, CAP, CA methyl carbamate, CA succinate, cellulose acetate trimellitate (CAT), CA dimethylaminoacetate, CA ethyl carbonate, CA chloroacetate, CA ethyl oxalate, CA methyl sulfonate, CA butyl sulfonate, CA p-toluene sulfonate, agar acetate, amylose triacetate, beta glucan acetate, beta glucan triacetate, acetaldehyde dimethyl acetate, triacetate of locust bean gum, hydroxylated ethylenevinylacetate, EC, PEG, PPG, PEG/PPG copolymers, PVP, HEC, HPC, CMC, CMEC, HPMC, HPMCP, HPMCAS, HPMCAT, poly(acrylic) acids and esters and poly-(methacrylic) acids and esters and copolymers thereof, starch, dextran, dextrin, chitosan, collagen, gelatin, polyalkenes, polyethers, polysulfones, polyethersulfones, polystyrenes, polyvinyl halides, polyvinyl esters and ethers, natural waxes, and synthetic waxes.

[0131] Semipermeable membrane can also be a hydrophobic microporous membrane, wherein the pores are substantially filled with a gas and are not wetted by the aqueous medium but are permeable to water vapor, as disclosed in U.S. Pat. No. 5,798,119. Such hydrophobic but water-vapor permeable membrane are typically composed of hydrophobic polymers such as polyalkenes, polyethylene, polypropylene, polytetrafluoroethylene, polyacrylic acid derivatives, polyethers, polysulfones, polyethersulfones, polystyrenes, polyvinyl halides, polyvinylidene fluoride, polyvinyl esters and ethers, natural waxes, and synthetic waxes.

[0132] The delivery port(s) on the semipermeable membrane can be formed post-coating by mechanical or laser drilling. Delivery port(s) can also be formed in situ by erosion of a plug of water-soluble material or by rupture of a thinner portion of the membrane over an indentation in the core. In addition, delivery ports can be formed during coating process, as in the case of asymmetric membrane coatings of the type disclosed in U.S. Pat. Nos. 5,612,059 and 5,698,220.

[0133] The total amount of the active ingredient(s) released and the release rate can substantially be modulated via the thickness and porosity of the semipermeable membrane, the composition of the core, and the number, size, and position of the delivery ports.

[0134] The pharmaceutical compositions in an osmotic controlled-release dosage form can further comprise additional conventional excipients or carriers as described herein to promote performance or processing of the formulation.

[0135] The osmotic controlled-release dosage forms can be prepared according to conventional methods and techniques known to those skilled in the art (see, Remington: The Science and Practice of Pharmacy, supra; Santus and Baker, J. Controlled Release 1995, 35, 1-21; Verma et al., Drug Development and Industrial Pharmacy 2000, 26, 695-708; Verma et al., J. Controlled Release 2002, 79, 7-27).

[0136] In certain embodiments, the pharmaceutical compositions provided herein are formulated as AMT controlled-release dosage form, which comprises an asymmetric osmotic membrane that coats a core comprising the active ingredient(s) and other pharmaceutically acceptable excipients or carriers. See, U.S. Pat. No. 5,612,059 and WO

2002/17918. The AMT controlled-release dosage forms can be prepared according to conventional methods and techniques known to those skilled in the art, including direct compression, dry granulation, wet granulation, and a dip-coating method.

5 [0137] In certain embodiments, the pharmaceutical compositions provided herein are formulated as ESC controlled-release dosage form, which comprises an osmotic membrane that coats a core comprising the active ingredient(s), a hydroxyethyl cellulose, and other pharmaceutically acceptable excipients or carriers.

3. Multiparticulate Controlled Release Devices

10 [0138] The pharmaceutical compositions provided herein in a modified release dosage form can be fabricated as a multiparticulate controlled release device, which comprises a multiplicity of particles, granules, or pellets, ranging from about 10 μm to about 3 mm, about 50 μm to about 2.5 mm, or from about 100 μm to about 1 mm in diameter. Such multiparticulates can be made by the processes known to those skilled in the art, including wet-and dry-granulation, extrusion/spheronization, roller-compaction, melt-congealing, and by spray-coating seed cores. See, for example, Multiparticulate Oral Drug Delivery; Marcel Dekker: 1994; and Pharmaceutical Pelletization Technology; Marcel Dekker: 1989.

15 [0139] Other excipients or carriers as described herein can be blended with the pharmaceutical compositions to aid in processing and forming the multiparticulates. The resulting particles can themselves constitute the multiparticulate device or can be coated by various film-forming materials, such as enteric polymers, water-swellaable, and water-soluble polymers. The multiparticulates can be further processed as a capsule or a tablet.

4. Targeted Delivery

25 [0140] The pharmaceutical compositions provided herein can also be formulated to be targeted to a particular tissue, receptor, or other area of the body of the subject to be treated, including liposome-, resealed erythrocyte-, and antibody-based delivery systems. Examples include, but are not limited to, U.S. Pat. Nos. 6,316,652; 6,274,552; 6,271,359; 6,253,872; 6,139,865; 6,131,570; 6,120,751; 6,071,495; 6,060,082; 6,048,736; 6,039,975; 6,004,534; 5,985,307; 5,972,366; 5,900,252; 5,840,674; 5,759,542; and 5,709,874.

30 D. EVALUATION OF THE ACTIVITY OF THE COMPOUNDS

[0141] Standard physiological, pharmacological and biochemical procedures are available for testing the compounds to identify those that possess biological activities that modulate the activity of BRAF kinases, including wild type and mutant BRAF kinases.

35 [0142] Such assays include, for example, biochemical assays such as binding assays, radioactivity incorporation assays, as well as a variety of cell based assays.

[0143] Exemplary cell based assay methodologies include measurement of MEK phosphorylation inhibition in the A375 human melanoma cell line, inhibition of cell proliferation in the A375 human melanoma cell line.

40 [0144] Cells useful in the assays include cells with wildtype or mutated forms. Suitable cells include those derived through cell culture from patient samples as well as cells derived using routine molecular biology techniques, e.g., retroviral transduction, transfection, mutagenesis, etc.

E. USE OF THE COMPOUNDS AND

45 COMPOSITIONS

[0145] Also provided herein is the use of the disclosed compounds and compositions, or pharmaceutically acceptable salts, solvates, or hydrates thereof, in the manufacture of a medicament for the treatment, prevention, or amelioration of a disease or disorder that is mediated or otherwise affected via RAF kinase, including BRAF kinase activity or one or more symptoms of diseases or disorders that are mediated or otherwise affected via RAF kinase, including BRAF kinase activity. BRAF kinase can be wild type and/or mutant form of BRAF kinase. In one embodiment, the uses are for treatment of

50 diseases or disorders including without limitation: cancers, including melanoma, papillary thyroid carcinoma, colorectal, ovarian, breast cancer, endometrial cancer, liver cancer, sarcoma, stomach cancer, Barret's adenocarcinoma, glioma (including ependymoma), lung cancer (including non small cell lung cancer), head and neck cancer, acute lymphoblastic leukemia and non-Hodgkin's lymphoma; and inflammatory diseases or disorders related to immune dysfunction, immunodeficiency, immunomodulation, autoimmune diseases, tissue transplant rejection, graft-versus-host disease, wound healing, kidney disease, multiple sclerosis, thyroiditis, type 1 diabetes, sarcoidosis, allergic rhinitis, inflammatory bowel

disease including Crohn's disease and ulcerative colitis (UC), systemic lupus erythematosus (SLE), arthritis, osteoarthritis, rheumatoid arthritis, osteoporosis, asthma and chronic obstructive pulmonary disease (COPD).

[0146] In one embodiment, the uses are for treating cancers including blood borne and solid tumors.

5

F. COMBINATION THERAPY

[0147] Furthermore, it will be understood by those skilled in the art that compounds provided herein, including pharmaceutical compositions and formulations containing these compounds, can be used in a wide variety of combination therapies to treat the conditions and diseases described above. Thus, also contemplated herein is the use of compounds and pharmaceutically acceptable salts provided herein in combination with other active pharmaceutical agents for the treatment of the disease/conditions described herein.

10

[0148] In one embodiment, such additional pharmaceutical agents include without limitation anti-cancer agents, including chemotherapeutic agents and anti-proliferative agents; anti-inflammatory agents and immunomodulatory agents or immunosuppressive agents.

15

[0149] In certain embodiments, the anti-cancer agents include anti-metabolites (e.g., 5-fluoro-uracil, methotrexate, fludarabine and others), antimicrotubule agents (e.g., vinca alkaloids such as vincristine, vinblastine; taxanes such as paclitaxel and docetaxel), alkylating agents (e.g., cyclophosphamide, melphalan, carmustine, nitrosoureas such as bischloroethylnitrosourea and hydroxyurea), platinum agents (e.g. cisplatin, carboplatin, oxaliplatin, satraplatin and CI-973), anthracyclines (e.g., doxorubicin and daunorubicin), antitumor antibiotics (e.g., mitomycin, idarubicin, adriamycin and daunomycin), topoisomerase inhibitors (e.g., etoposide and camptothecins), anti-angiogenesis agents (e.g. Sutent®, sorafenib and Bevacizumab) or any other cytotoxic agents, (estramustine phosphate, prednimustine), hormones or hormone agonists, antagonists, partial agonists or partial antagonists, kinase inhibitors, and radiation treatment.

20

[0150] In certain embodiments, the anti-inflammatory agents include matrix metalloproteinase inhibitors, inhibitors of pro-inflammatory cytokines (e.g., anti-TNF molecules, TNF soluble receptors, and IL1) non-steroidal anti-inflammatory drugs (NSAIDs) such as prostaglandin synthase inhibitors (e.g., choline magnesium salicylate and salicylsalicylic acid), COX-1 or COX-2 inhibitors, or glucocorticoid receptor agonists such as corticosteroids, methylprednisone, prednisone, or cortisone.

25

[0151] The compounds or compositions provided herein, or pharmaceutically acceptable salts thereof, may be administered simultaneously with, prior to, or after administration of one or more of the above agents.

30

[0152] Pharmaceutical compositions containing a compound provided herein or pharmaceutically acceptable salt thereof, and one or more of the above agents are also provided.

[0153] Also provided is a combination therapy that treats or prevents the onset of the symptoms, or associated complications of cancer and related diseases and disorders comprising the administration to a subject in need thereof, of one of the compounds or compositions disclosed herein, or pharmaceutically acceptable salts, solvates, hydrates or clathrates thereof, with one or more anti-cancer agents.

35

G. PREPARATION OF THE COMPOUNDS

[0154] Starting materials in the synthesis examples provided herein are either available from commercial sources or via literature procedures (e.g., March Advanced Organic Chemistry: Reactions, Mechanisms, and Structure, (1992) 4th Ed.; Wiley Interscience, New York). All commercially available compounds were used without further purification unless otherwise indicated. CDCl₃ (99.8% D, Cambridge Isotope Laboratories) was used in all experiments as indicated. Proton (¹H) nuclear magnetic resonance (NMR) spectra were recorded on a Bruker Avance 300 MHz NMR spectrometer. Significant peaks are tabulated and typically include: number of protons, and multiplicity (s, singlet; d, double; t, triplet; q, quartet; m, multiplet; br s, broad singlet). Chemical shifts are reported as parts per million (δ) relative to tetramethylsilane. Low resolution mass spectra (MS) were obtained as electrospray ionization (ESI) mass spectra, which were recorded on a Shimadzu HPLC/MS instrument using reverse-phase conditions (acetonitrile/water, 0.05% acetic acid). Preparative HPLC was performed using Varian HPLC systems and Phenomenex columns. Flash chromatography was performed using Merck Silica Gel 60 (230-400 mesh) following standard protocol (Still et al. (1978) J. Org. Chem. 43:2923).

40

45

50

[0155] It is understood that in the following description, combinations of substituents and/or variables of the depicted formulae are permissible only if such contributions result in stable compounds under standard conditions.

[0156] It will also be appreciated by those skilled in the art that in the process described below the functional groups of intermediate compounds may need to be protected by suitable protecting groups. Such functional groups include hydroxy, amino, mercapto and carboxylic acid. Suitable protecting groups for hydroxy include trialkylsilyl or diarylalkylsilyl (e.g., *t*-butyldimethylsilyl, *t*-butyldiphenylsilyl or trimethylsilyl), tetrahydropyranyl, benzyl, and the like. Suitable protecting groups for amino, amidino and guanidino include *t*-butoxycarbonyl, benzyloxycarbonyl, and the like. Suitable protecting groups for mercapto include -C(O)-R (where R is alkyl, aryl or aralkyl), *p*-methoxybenzyl, trityl and the like. Suitable

55

protecting groups for carboxylic acid include alkyl, aryl or aralkyl esters.

[0157] Protecting groups may be added or removed in accordance with standard techniques, which are well-known to those skilled in the art and as described herein. The use of protecting groups is described in detail in Green, T.W. and P.G.M. Wutz, *Protective Groups in Organic Synthesis* (1991), 2nd Ed., Wiley-Interscience.

5 [0158] One of ordinary skill in the art could easily ascertain which choices for each substituent are possible for the reaction conditions of each Scheme. Moreover, the substituents are selected from components as indicated in the specification heretofore, and may be attached to starting materials, intermediates, and/or final products according to schemes known to those of ordinary skill in the art.

10 [0159] Also it will be apparent that the compounds provided herein could exist as one or more isomers, that is E/Z isomers, enantiomers and/or diastereomers.

[0160] Compounds of formula (I) may be generally prepared as depicted in the following schemes, unless otherwise noted, the various substituents are as defined elsewhere herein.

[0161] Standard abbreviations and acronyms as defined *in* J. Org. Chem. 2007 72(1): 23A-24A are used herein. Exemplary abbreviations and acronyms used herein are as follows:

15 DCM - dichloromethane

DIEA - N,N-diisopropylethylamine

EtOAc - ethyl acetate

EDCI - 1-ethyl-3-(3'-dimethylaminopropyl)carbodiimide

20 EtOH - ethanol

FBS - fetal bovine serum

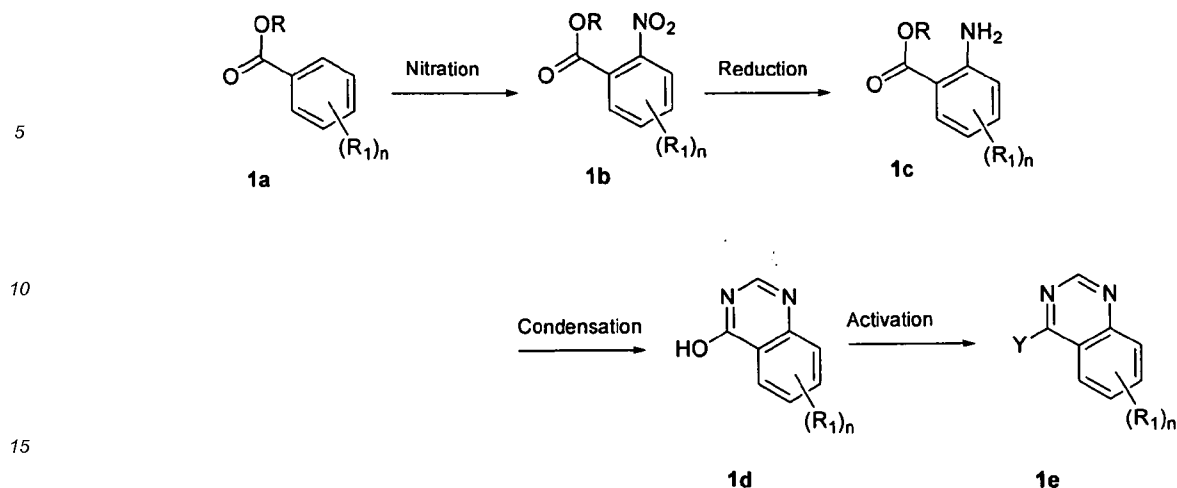
HOAc - acetic acid

MeOH - methanol

25 min - minute(s)

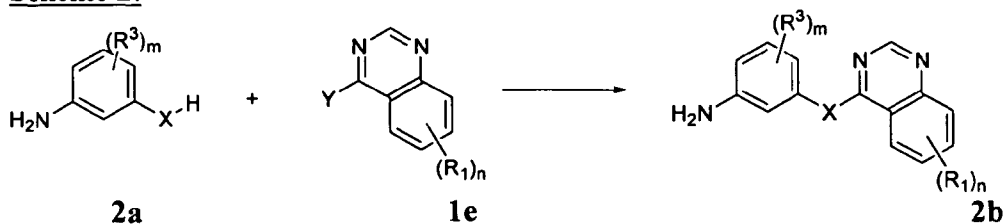
30 [0162] Activated quinazoline derivatives having one or more R¹ substituents (where each R¹ substituent may or may not differ from the other R¹ substituent(s)) are either commercially available or may be prepared according to Scheme 1. Activated quinazoline may be synthesized starting from anthranilic esters (**1c**, where R is alkyl) which are either commercially available, or are prepared from benzoic ester derivatives (**1a**, where R is alkyl), which undergoes classical nitration to yield the 2-nitro benzoic ester derivative (**1b**) which is followed by separation from any undesired regioisomers by crystallization or chromatography. For the reduction step, the 2-nitro intermediate in a suitable solvent such as water, C₁ - C₄ alcohol, ethyl acetate or N,N-dimethylformamide, may be reacted with reducing agents such as hydrogen gas in the presence of noble metal catalyst, sodium dithionite, tin chloride, tin or iron metal in the presence of acid, and the like, to yield the anthranilic ester intermediate (**1c**).

35 [0163] There are many synthetic routes known to one skilled in the art that may be used to prepare the 4-hydroxy quinazoline derivative (**1d**). One route that may be used is the condensation of a suitable anthranilic ester derivative with formamide or a suitable formamide derivative such as formamidinium hydrochloride in a suitable solvent such as ethanol at a temperature from 100 °C to 130 °C, normally in the presence of an acid such as acetic acid (See, for example, Ballard et al. *Bioorganic & Medicinal Chemistry Letters* 2006, 16, 1633-1637) to yield **1d**. Following isolation, 40 the intermediate 4-hydroxyquinazoline derivative may be treated with an activating agent such as a phosphoric oxytrihalide or an aryl- or alkylsulfonyl halide to produce the activated quinazoline intermediate (**1e**) (See, for example, Takase et al. *J. Med. Chem.* 1994, 37, 2106-2111).



[0164] Phenyleneamine derivatives (**2b**) may be prepared according to Scheme 2 by reaction of corresponding activated quinazoline derivatives (**1e**) with the unprotected *meta*-hydroxy- ($X = O$) or *meta*-mercapto ($X = S$) aniline (**2a**) in a suitable solvent such as tetrahydrofuran or *N,N*-dimethylformamide at a temperature from 40 °C to 85 °C, with formation (preferably preformation) of the oxa or sulfa anion with a base such as sodium hydride or cesium carbonate.

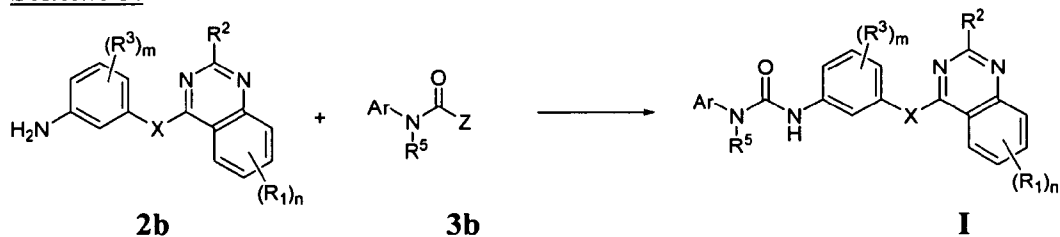
Scheme 2:



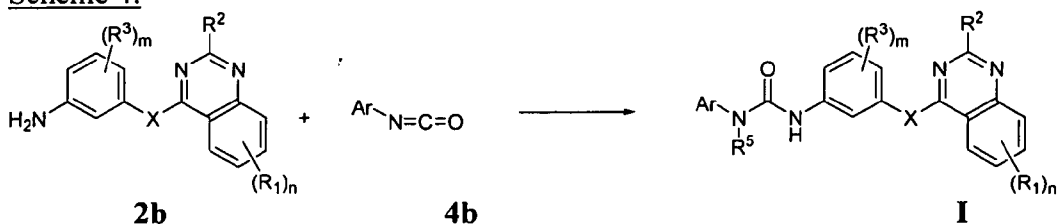
[0165] Alternatively, as will be apparent to one skilled in the art, the free amino group of **2a** in Scheme 2 may be introduced in the form of an appropriate precursor, for example nitro or protected amino, followed by liberation of the free amine by nitro reduction or amine deprotection, respectively, to furnish **2b**.

[0166] Diaryl ureas having the Formula I may be prepared according to Scheme 3 by the reaction of a phenyleneamine derivative (**2b**) (which may be prepared as described in Scheme 2), with an activated arylcarbamic acid derivative (**3b**, where Ar can be aryl or heteroaryl, which may be prepared as described below), where Z is a leaving group such as halo or optionally substituted phenoxy, for example.

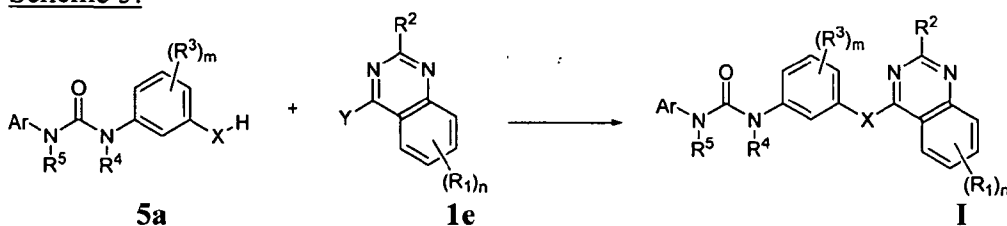
Scheme 3:



[0167] Alternatively, diaryl ureas having the Formula I may be prepared according to Scheme 4 when $R^5 = H$. Phenyleneamine (**2b**) is treated with an aryl isocyanate (**4b**, where Ar can be aryl or heteroaryl) in a suitable solvent such as tetrahydrofuran at a temperature from 25 °C to 60 °C, optionally in the presence of a base.

Scheme 4:

15 **[0168]** Alternatively, compounds having the Formula I may be prepared according to scheme 5 by the reaction of a hydroxy- (X = O) or mercapto- (X = S) substituted diaryl urea (**5a**, where Ar can be aryl or heteroaryl, which may be prepared as described below), with an activated quinazoline derivative (**1e**, where Y is a leaving group such as halo, aryl- or alkylsulfonate, which may be prepared as described in Scheme 1), in a suitable solvent such as tetrahydrofuran at a temperature from 40 °C to 80°C, normally in the presence of a base such as sodium hydride or cesium carbonate.

Scheme 5:

30 **[0169]** In certain embodiments, R¹ substituents of diaryl ureas having the Formula I, prepared as shown in Schemes 3, 4 and 5, may be further modified. For example, R¹ containing a haloalkyl moiety may be transformed to, for example, an aminoalkyl, alkoxyalkyl or thioalkyl, by treatment with, respectively, amines, alkoxides or thiolates. Alternatively, R¹ containing a carboxylic acid or carboxylic ester group may be transformed to the corresponding amides, amidines, alcohol, aldehydes, ketones, and aldehyde or ketone derivatives including oximes, hydrazones and the like. Where R¹ contains a hydroxy group, the hydroxy group may be derivatized to form the corresponding ester (by acylation), corresponding carbamate (by carbamylation), corresponding imidate and the like.

35 **[0170]** Arylcarbamoyl derivatives may be prepared as in Scheme 6 by treatment of corresponding aryl amines (**6a**, R⁵ = H) with a reagent such as an aryl chloroformate in a solvent such as tetrahydrofuran or dichloromethane in the presence of a base such as potassium carbonate at a temperature from 25 °C to 60 °C to give the corresponding aryl carbamate (**6b** or **3b**, where Z may be, for example, phenoxy). When R⁵ ≠ H, phosgene, trichloromethyl chloroformate, or bis-trichloromethyl carbonate may be used to prepare arylcarbamoyl chloride variants (**6c** where Hal is halogen, or **3b**, where Z may be, for example, halo).

40

Scheme 6:

45

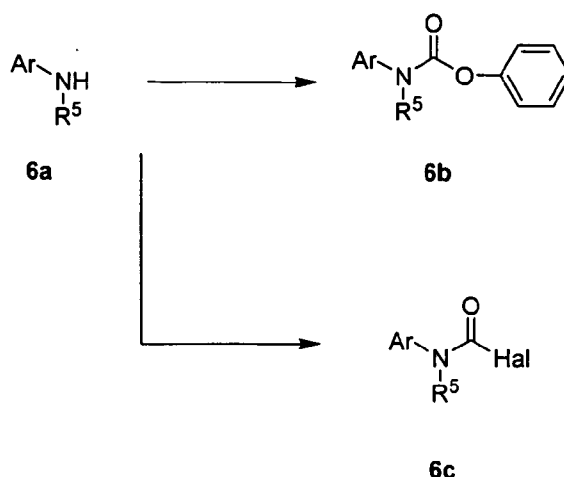
50

55

5

10

15




20

[0171] Scheme 7 shows the preparation of isocyanate derivatives (4b) which are prepared by treatment of corresponding primary aryl amines (7a) (where Ar may be aryl or heteroaryl) with phosgene, trichloromethyl chloroformate, or bis-trichloromethyl carbonate in a solvent such as toluene in the presence of a base such as triethylamine at a temperature from 25 °C to 110 °C to give the corresponding isocyanate (4b) (where Ar may be aryl or heteroaryl).

Scheme 7:

25



30

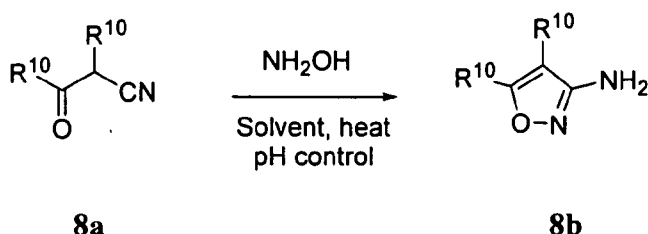
35

[0172] Aryl amine derivatives (7a), wherein Ar is a 5-membered heteroaromatic ring, may be prepared by condensation of appropriate fragments and precursors by methods well known in the art and described in texts such as Gilchrist, T.L., Heterocyclic Chemistry (1992), 2nd Ed., Longman Scientific & Technical and John Wiley & Sons. Scheme 8 shows one example where Ar is 5-substituted-3-aminoisoxazole, whereby an appropriate 3-oxonitrile (8a) is treated with hydroxylamine under appropriate conditions of pH and temperature which is described, for example, in Takase et al. Heterocycles 1991 32(6), 1153-1158, to afford the desired aryl amine product (8b). This method is particularly applicable for cases in which the atom of R¹⁰ directly attached to the aromatic ring is highly substituted, for example, is an α,α -dialkyl substituent (See Takase et al. Heterocycles 1991 32(6), 1153-1158).

40

Scheme 8:

45



50

55

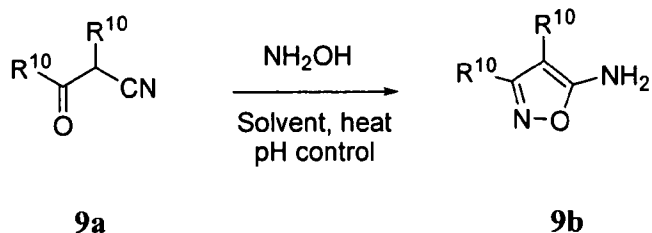
[0173] Scheme 9 shows an example for the case where Ar is 3-substituted-5-aminoisoxazole, whereby an appropriate 3-oxonitrile 9a is treated with hydroxylamine under appropriate conditions of pH and temperature, as described again in Takase et al. Heterocycles 1991 32(6), 1153-1158, to afford the desired aryl amine product (9b). This method is particularly applicable for cases in which the atom of R¹⁰ directly attached to the aromatic ring is not highly substituted, for example, is not an α,α -dialkyl substituent (See Eddington et al. Eur. J. Med. Chem. 2002 37, 635-648), or when R¹⁰ contains one or more highly electron-withdrawing groups, eg, fluorine, or under special conditions of pH and solvent,

such as ethanol and water mixture as described in EP 0220947.

Scheme 9:

5

10



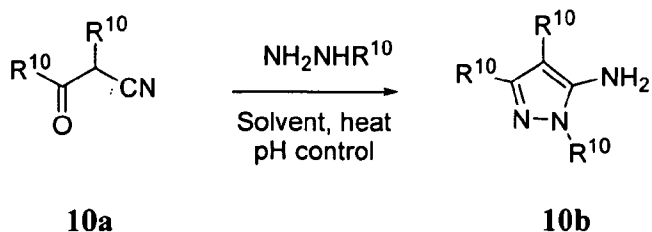
[0174] Scheme 10 shows an example for the case where Ar is a 2,5-disubstituted-3-aminopyrazole, whereby an appropriate 3-oxonitrile (**10a**) is treated with a monosubstituted hydrazine under appropriate conditions of pH and temperature to afford the desired aryl amine product (**10b**).

15

Scheme 10:

20

25




[0175] Depending on R¹⁰, in order to influence the yield and regiochemical outcome of the condensation reaction, 3-oxonitrile (**10a**) may be productively replaced in the foregoing schemes by oxo-protected derivatives of (**10a**), such as an enol ether derivative (**10c**, R = lower alkyl or substituted silyl) or a ketal derivative (**10d**, R = lower alkyl or taken together, an alkylene derivative to form a ketal ring). These derivatives are prepared from 3-oxonitrile under standard conditions, for example as described in Chan et al. Synthesis 1983 203-205.

30

35

40



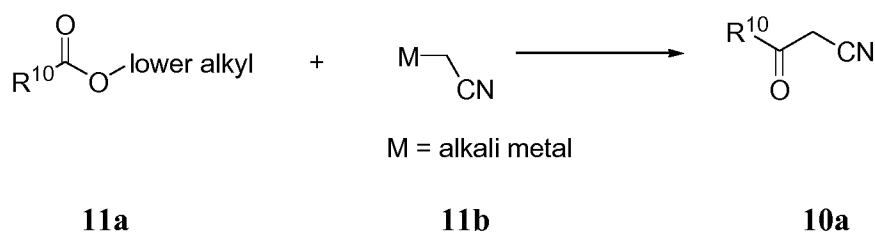
[0176] Scheme 11 illustrates preparation of the requisite 3-oxonitriles (**10a**) by reaction of an R¹⁰-containing carboxylic ester (**11a**) with an alkali metal salt of acetonitrile (**11b**) (See, for example, US 4,728,743).

45

Scheme 11:

50

55



[0177] The subject matter has been described in an illustrative manner, and it is to be understood that the terminology used is intended to be in the nature of description rather than of limitation. Thus, it will be appreciated by those of skill

in the art that conditions such as choice of solvent, temperature of reaction, volumes, reaction time may vary while still producing the desired compounds. In addition, one of skill in the art will also appreciate that many of the reagents provided in the following examples may be substituted with other suitable reagents. See, e.g., Smith & March, *Advanced Organic Chemistry*, 5th ed. (2001). Such changes and modifications, including without limitation those relating to the chemical structures, substituents, derivatives, intermediates, syntheses, formulations and/or methods of use provided herein, may be made without departing from the scope thereof.

EXAMPLES

[0178] The embodiments described above are intended to be merely exemplary, and those skilled in the art will recognize, or will be able to ascertain using no more than routine experimentation, numerous equivalents of specific compounds, materials, and procedures. All such equivalents are considered to be within the scope of the claimed subject matter and are encompassed by the appended claims.

Example 113 [Reference Example]

Preparation of 1-(3-(6,7-dimethoxyquinazolin-4-yloxy)phenyl)-3-(5-phenylisoxazol-3-yl)urea

[0179] Example 113A. To a slurry of cesium carbonate (13.3 mmol) in THF was added 3-aminophenol (1.45 g, 13.3 mmol). After stirring 15 minutes at room temperature, 4-chloro-6,7-dimethoxyquinazoline (3.0 g, 13.3 mmol) was added and the reaction mixture heated at 50°C overnight. The mixture was diluted with EtOAc and washed with water and brine, dried over MgSO₄, filtered, and concentrated *in vacuo*. to give 3-(6,7-dimethoxyquinazolin-4-yloxy)aniline (3.62 g, 12.2 mmol, 91%). ¹H NMR (300 MHz, DMSO-*d*₆) δ 8.55 (s, 1H), 7.51 (s, 1H), 7.37 (s, 1H), 7.09 (t, 1H), 6.50 (d, 1H), 6.43 (s, 1H), 6.38 (d, 1H), 5.30 (br s, 2H), 3.99 (s, 3H), 3.97 (s, 3H); LC-MS (ESI) *m/z* 298 (M + H)⁺.

[0180] Example 113B: 5-Phenylisoxazol-3-amine (428 mg, 2.67 mmol) in tetrahydrofuran (4.8 mL) was treated with potassium carbonate (481 mg, 3.47 mmol) and phenyl chloroformate (0.67 mL, 5.3 mmol). The reaction mixture was stirred at room temperature overnight. The mixture was filtered through a celite pad, washed with ethyl acetate and concentrated to dryness. The residue was taken into chloroform, washed with brine, and the organics dried (MgSO₄) and concentrated. The residue was purified by silica gel chromatography (hexane/ ethyl acetate 8:2) to give phenyl 5-phenylisoxazol-3-ylcarbamate (599 mg, 80%) as a white solid. ¹H NMR (300 MHz, CDCl₃) δ 7.92 (bs, 1H), 7.78 (d, 2H), 7.45 (m, 6H), 7.26 (m, 2H), 7.12 (s, 1H); LC-MS (ESI) *m/z* 281 (M + H)⁺.

[0181] Example 113C: 3-(6,7-dimethoxyquinazolin-4-yloxy)aniline from Example 113A (90 mg, 0.3 mmol), in tetrahydrofuran (1.5 mL) was treated with N,N-diisopropylethylamine (78 μl, 0.45 mmol), 4-(dimethylamino)pyridine (1.8 mg, 0.015 mmol) and phenyl 5-phenylisoxazol-3-ylcarbamate from the previous step (126 mg, 0.45 mmol). The reaction mixture was heated to 50°C for 2.5 h. After cooling to room temperature, the mixture was partitioned between dichloromethane and a saturated solution of sodium bicarbonate. The water phase was back extracted three times with dichloromethane and the organics combined and dried (MgSO₄). Concentration under reduced pressure gave a residue which was purified by preparative HPLC (phenylhexyl reverse phase column). The obtained solid was triturated with anhydrous diethyl ether to afford 1-(3-(6,7-dimethoxyquinazolin-4-yloxy)phenyl)-3-(5-phenylisoxazol-3-yl)urea as a white solid (47.16 mg, 32%). ¹H NMR (300 MHz, DMSO-*d*₆) δ 9.75 (s, 1H), 9.08 (s, 1H), 8.58 (s, 1H), 7.86 (d, 2H), 7.87-7.51 (m, 4H), 7.51-7.40 (m, 2H), 7.31-7.21 (m, 3H), 7.00 (d, 1H), 4.00 (s, 6H); LC-MS (ESI) *m/z* 484 (M + H)⁺.

Example 259

Preparation of 1-(3-(6,7-dimethoxyquinazolin-4-yloxy)phenyl)-3-(5-(1,1,1-trifluoro-2-methylpropan-2-yl)isoxazol-3-yl)urea

[0182] Example 259A Step 1: Reaction was carried out in two separate batches, employing 5g of 3,3,3-trifluoro-2,2-dimethylpropionic acid in each batch. To a stirred solution of 3,3,3-trifluoro-2,2-dimethylpropionic acid (5 g, 32 mmol) in anhydrous dichloromethane (20 mL) at 0 °C (under an argon atmosphere), was added dropwise a solution of (trimethylsilyl)diazomethane (18 mL of a 2M solution in diethyl ether, 35 mmol) (gas evolution observed). The resulting yellow solution was allowed to warm to rt and stirred for a further 48 h. An additional 5 mL of 2M (trimethylsilyl)diazomethane solution (10 mmol) was added, and stirring continued for a further 5 h whereupon a further 6 mL of 2 M (trimethylsilyl)diazomethane solution (12 mmol) was added. After stirring for a further 15 h, the reaction mixture was *concentrated in vacuo* (keeping bath temperature below 30 °C). The resulting oil was redissolved in diethyl ether (200 mL), washed with saturated sodium hydrogencarbonate solution (100 mL), separated, and dried over MgSO₄. Filtration followed by concentration *in vacuo* (keeping bath temperature below 30 °C) gave crude product. Crude product from both batches were combined to afford crude methyl 3,3,3-trifluoro-2,2-dimethylpropanoate (7.69 g) as a yellow oil which was taken on

without further purification. $^1\text{H NMR}$ (300 MHz, CDCl_3) δ 3.86 (s, 3H), 1.40 (s, 6H).

[0183] Example 259A Step 2: Reaction was carried out in two separate batches, employing 3.85g of methyl 3,3,3-trifluoro-2,2-dimethylpropanoate in each batch. To a stirred refluxing suspension of sodium hydride (1.41 g of a 60% dispersion in mineral oil, 35 mmol) in dry THF (30 mL) (under an argon atmosphere) was added a mixture of crude methyl 3,3,3-trifluoro-2,2-dimethylpropanoate (3.85g) and dry acetonitrile (1.85 mL, 35 mmol), dropwise over the course of 45 mins. The resulting pale yellow suspension was heated at 70 °C for a further 15 h. After cooling to rt, both reaction batches were combined whereupon the solvent was removed *in vacuo*. The resulting orange foam was redissolved in water (200 mL) and washed with diethyl ether (2 x 200 mL), to remove residual mineral oil. The aqueous layer was separated, acidified to pH 2 with aqueous 2N hydrochloric acid and extracted with diethyl ether (3 x 200 mL). The combined ether layers were dried over MgSO_4 , filtered, then concentrated under reduced pressure to afford 5,5,5-trifluoro-4,4-dimethyl-3-oxopentanenitrile as a yellow oil (4.27 g, 37% from 3,3,3-trifluoro-2,2-dimethylpropionic acid) which was used in the next step without further purification. $^1\text{H NMR}$ (300 MHz, CDCl_3) δ 3.77 (s, 2H), 1.43 (s, 6H).

[0184] Example 259A Step 3: A mixture of 5,5,5-trifluoro-4,4-dimethyl-3-oxopentanenitrile (3 g, 16.76 mmol), hydroxylamine sulfate (3.30 g, 20.11 mmol) and sodium hydrogencarbonate (3.52 g, 41.90 mmol) in a mixture of 10% methanol in water (60 mL), was heated at 65 °C for 15 h. After cooling to rt, a further 30 mL of 10% methanol in water was added, and the mixture was divided into 9 x 10 mL batches. Each batch was adjusted to pH 1 with concentrated hydrochloric acid and each placed into a 20 mL volume microwave vial fitted with a stirrer bar. After sealing, each batch was placed in a Biotage Microwave Synthesizer and heated (with stirring) at 140 °C for 5 min (maximum internal pressure attained was 7 bar). Each batch was cooled and neutralized with saturated aqueous sodium hydrogencarbonate solution. All processed batches were combined and concentrated *in vacuo* and the aqueous solution extracted with 10% isopropanol in chloroform (3 x 150 mL). The combined organic layers were washed with brine (200 mL), separated, dried over MgSO_4 and filtered. Concentration *in vacuo* afforded 5-(1,1,1-trifluoro-2-methylpropan-2-yl)isoxazol-3-amine (2.34 g, 71%) as a light yellow solid which taken on without further purification. $^1\text{H NMR}$ (300 MHz, CDCl_3) δ 5.80 (s, 1H), 3.98 (brs, 2H), 1.53 (s, 6H); LC-MS (ESI) *m/z* 195 (M + H)⁺.

[0185] Example 259A Step 4: 5-(1,1,1-trifluoro-2-methylpropan-2-yl)isoxazol-3-amine (123 mg, 0.63 mmol) in THF (2 mL) was treated with potassium carbonate (113 mg, 0.819 mmol) and p-chlorophenyl chloroformate (180 mg, 0.95 mmol). The reaction mixture was stirred at rt overnight. The mixture was filtered through a celite pad, washed with ethyl acetate and concentrated to dryness. The residue was taken into ethyl acetate, washed with brine, and the organics dried (MgSO_4) and concentrated. The residue was purified by silica gel chromatography (hexane/ ethyl acetate 8:2) to give 4-chlorophenyl 5-(1,1,1-trifluoro-2-methylpropan-2-yl)isoxazol-3-ylcarbamate (85 mg, 39%) as a white solid. $^1\text{H NMR}$ (300 MHz, CDCl_3) δ 7.83 (brs, 1H), 7.38 (d, J = 9 Hz, 2H), 7.15 (d, J = 9 Hz, 2H), 6.82 (s, 1H), 1.59 (s, 6H); LC-MS (ESI) *m/z* 349 (M + H)⁺.

[0186] Example 259B: To a stirred solution of 3-(6,7-dimethoxyquinazolin-4-yloxy)aniline (36 mg, 0.122 mmol) described in Example 113A in anhydrous THF (0.5 mL), was added 4-chlorophenyl 5-(1,1,1-trifluoro-2-methylpropan-2-yl)isoxazol-3-ylcarbamate from the previous step (85 mg, 0.244 mmol) and 4-(dimethylamino)pyridine (7.3 mg, 0.06 mmol). The mixture was stirred at rt for 6 h. Concentration *in vacuo* followed by purification by silica gel chromatography (dichloromethane/ methanol 9:1) and trituration of the resulting solid with diethyl ether afforded, after filtration and drying, 1-(3-(6,7-dimethoxyquinazolin-4-yloxy)phenyl)-3-(5-(1,1,1-trifluoro-2-methylpropan-2-yl)isoxazol-3-yl)urea (22.8 mg, 18%) as a colorless solid. $^1\text{H NMR}$ (300 MHz, $\text{DMSO}-d_6$) δ 9.76 (s, 1H), 9.04 (s, 1H), 8.56 (s, 1H), 7.56-7.59 (m, 2H), 7.38-7.44 (m, 2H), 7.27 (m, 1H), 6.99 (m, 1H), 6.88 (s, 1H), 4.00 (s, 6H), 1.54 (s, 6H); LC-MS (ESI) *m/z* 518 (M + H)⁺.

Example 400

Competition binding assay to determine binding constants (K_d) for interactions between compounds and RAF kinases

[0187] Competition binding assays used herein were developed, validated and performed as described in Fabian et al., Nature Biotechnology 2005, 23,329-336. Kinases were produced as fusions to T7 phage (See, Fabian et al. or WO04/015142) or alternatively, the kinases were expressed in HEK-293 cells and subsequently tagged with DNA for PCR detection (See, WO08/005310). For the binding assays, streptavidin-coated magnetic beads were treated with biotinylated affinity ligands for 30 min at room temperature to generate affinity resins. The liganded beads were blocked with excess biotin and washed with blocking buffer (SeaBlock (Pierce), 1 % BSA, 0.05 % Tween 20, 1 mM DTT) to remove unbound ligand and to reduce nonspecific binding. Binding reactions were assembled by combining kinase, liganded affinity beads, and test compounds in 1 x binding buffer (20 % SeaBlock, 0.17x PBS, 0.05 % Tween 20, 6 mM DTT). Test compounds were prepared as 100 x stocks in DMSO and rapidly diluted into the aqueous environment. DMSO was added to control assays lacking a test compound. Primary screen interactions were performed in polypropylene 384-well plates in a final volume of 34 μL , while K_d determinations were performed in polystyrene 96-well plates in a final volume of 135 μL . The assay plates were incubated at room temperature with shaking for 1 hour, long enough for binding reactions to reach equilibrium, and the affinity beads were washed extensively with wash buffer (1x PBS,

EP 2 947 072 B1

0.05 % Tween 20) to remove unbound protein. The beads were then resuspended in elution buffer (1x PBS, 0.05 % Tween 20, 2 μ M non-biotinylated affinity ligand) and incubated at room temperature with shaking for 30 min. The kinase concentration in the eluates was measured by quantitative PCR. Each kinase was tested individually against each compound. K_{dS} were determined using eleven serial threefold dilutions. A selectivity score, which is a quantitative measure of selectivity of a compound against a panel of enzymes, may be calculated for a compound by dividing the number of enzymes for which a compound meets a set criteria, (for example, a binding constant of 100 nM or less), by the total number of enzymes tested. Table 1 provides a kinase selectivity score, S35, which was calculated for each compound by dividing the number of kinases for which a compound displayed inhibition of 65% or greater compared to negative control lacking inhibitors (DMSO only), divided by the 290 distinct kinases tested excluding mutant variants. (Note, for those compounds tested in a larger kinase panel, as indicated by an asterisk (*) next to the S35 score, the divisor is 321 (i.e. the larger panel contains 321 distinct kinases, excluding mutant variants.)).

Example 401

MEK Phosphorylation ELISA

[0188] A MEK1 phosphorylation ELISA (Biosource, MEK1 [pSpS218/222] kit, Catalog # KHO0321) was used to measure the inhibition of MEK1 phosphorylation in the A375 human melanoma cell line in the presence of the compounds provided herein. The A375 cell line contains wild-type N-Ras but has a constitutively active BRAF carrying the V600E mutation. A total MEK ELISA was also run in parallel in order to measure the amount of both phosphorylated and unphosphorylated MEK 1 (Biosource, tMEK kit, Catalog # KHO0291).

[0189] A375 cells (from American Type Culture Collection) were plated at 50,000 cells per well in DMEM (Mediatech) with 10% fetal bovine serum (Omega Scientific) into a 96 well plate and incubated overnight in a 37°C incubator with 10% CO₂. The cells were then washed with PBS and the medium replaced with 0.5% FBS for incubation overnight. A solution of the test compound in DMSO was added to each well at varying concentrations, or alternatively, a solution of positive control (an internal compound previously determined to have an IC₅₀ of less than 20 nM in this phospho-MEK assay), or negative control (DMSO) was added to the wells at varying concentrations. The cells were incubated with compound or control for two hours at 37°C. The compound solution was aspirated off and the cells washed with cold PBS. The cells were then lysed for 30 minutes in the cold with Cell Extraction Buffer containing Phosphatase Inhibitors (catalog # FNN0011, Invitrogen) and protease inhibitors (catalog # 11873580001, Roche Applied Science). The plate was centrifuged for 30 minutes to pellet out the cell debris. The cleared lysates were transferred to a 96-well Nunc plate and the ELISA protocol described by the manufacturer in Catalog # KHO0321 or KHO0291 was followed. The reaction was read at 450 nm using an ELISA plate reader. The percent inhibition of MEK1 phosphorylation was determined for each compound at each concentration, and the concentration of the test compound necessary for inhibiting 50% of MEK1 phosphorylation (IC₅₀) was calculated. The results are summarized in Table 1.

Example 402

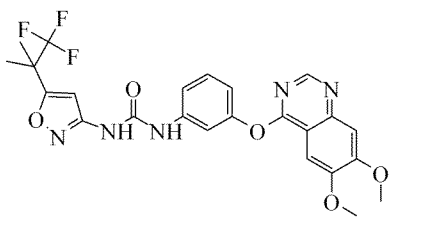
A375 Proliferation Assay

[0190] A375 cells (derived from a human melanoma cell line containing wild-type N-Ras but which also has a constitutively active BRAF carrying the V600E mutation obtained from ATCC), were plated at 10,000 cells per well into a 96 well TC-treated plate in M3 medium (Mediatech Cell grow) containing 10% fetal bovine serum (Omega-Scientific) and incubated overnight in a 37°C incubator under 10% CO₂. The following day, the medium was replaced with 0.5% FBS in M3 for overnight incubation. At day three, a solution of the test compound in DMSO was added to each well at varying concentrations, or alternatively, a solution of positive control (an internal compound previously determined to have an IC₅₀ of less than 20 nM in the phospho-MEK assay) in DMSO, or negative control (DMSO) was added to the wells at varying concentrations. The cells were incubated with compound or control for 72 hours at 37°C under 10% CO₂. Following incubation, Cell Titer Blue reagent (Promega) was added to each well containing compounds or controls, and then incubated for 3 hours at 37°C under 10% CO₂. Proliferation was measured by fluorescence with excitation at 560nm and emission at 590nm using SoftMax Pro. The percent inhibition of proliferation was determined for each compound at each concentration, and the concentration of the test compound necessary for inhibiting cell proliferation by 50% (IC₅₀) was calculated. The results are summarized in Table 1.

[0191] Since modifications will be apparent to those of skill in the art, it is intended that the claimed subject matter be limited only by the scope of the appended claims.

Claims

1. A compound that is 1-(3-(6,7-dimethoxyquinazolin-4-yloxy)phenyl)-3-(5-(1,1,1-trifluoro-2-methylpropan-2-yl)isoxazol-3-yl)urea, having the structure



or a pharmaceutically acceptable salt, solvate, clathrate or hydrate thereof.

2. A pharmaceutically acceptable salt of the compound of claim 1 selected from an amine salt; an alkali metal salt; an alkali earth metal salt; a transition metal salt; a metal salt; a salt of a mineral acid; and a salt of an organic acid.

3. The pharmaceutically acceptable salt of claim 2, wherein the salt is a hydrochloride.

4. A composition comprising the compound of claim 1 or the pharmaceutically acceptable salt of claim 2 or claim 3 and a pharmaceutically acceptable carrier, excipient or diluent.

5. The composition of claim 4, wherein the composition is provided in a dosage form for oral, parenteral, or topical administration.

6. The composition of claim 5, wherein the composition is provided in a solid, semisolid, or liquid dosage form for oral administration selected from a tablet, a fastmelt, a chewable tablet, a capsule, a pill, a troche, a lozenge, a pastille, a cachet, a pellet, medicated chewing gum, bulk powder, effervescent or non-effervescent powder or granules, a solution, an emulsion, a suspension, a wafer, a sprinkle, an elixir, and a syrup.

7. The composition of claim 6, wherein the composition is provided in a capsule.

8. The composition of any one of claims 4-7 further comprising a second therapeutic agent selected from a chemotherapeutic agent, an anti-proliferative agent, an antiinflammatory agent, an immunomodulatory agent or an immunosuppressive agent.

9. A compound of claim 1, a pharmaceutically acceptable salt of claim 2 or claim 3, or a composition of one of claims 4-8 for use in therapy.

10. A compound of claim 1, a pharmaceutically acceptable salt of claim 2 or claim 3, or a composition of one of claims 4-8 for use in a method of treating a cancer in a patient comprising administrating to the patient a therapeutically effective amount of the compound of claim 1, the pharmaceutically acceptable salt of claim 2 or claim 3, or the composition of one of claims 4-8, optionally wherein the cancer is melanoma, papillary thyroid carcinoma, colorectal, ovarian, breast cancer, endometrial cancer, liver cancer, sarcoma, stomach cancer, Barret's adenocarcinoma, glioma, small cell lung cancer, non small cell lung cancer, head and neck cancer, acute lymphoblastic leukemia or non-Hodgkin's lymphoma.

11. A compound of claim 1, a pharmaceutically acceptable salt of claim 2 or claim 3, or a composition of one of claims 4-8 for use in a method of treating an inflammatory disease in a patient comprising administrating to the patient a therapeutically effective amount of the compound of claim 1, the pharmaceutically acceptable salt of claim 2 or claim 3, or the composition of one of claims 4-8, optionally wherein the inflammatory disease is immune dysfunction, immunodeficiency, immunomodulation, autoimmune disease, tissue transplant rejection, graft-versus-host disease, wound healing, kidney disease, multiple sclerosis, thyroiditis, type 1 diabetes, sarcoidosis, allergic rhinitis, inflammatory bowel disease, systemic lupus erythematosus, arthritis, osteoarthritis, rheumatoid arthritis, osteoporosis, asthma or chronic obstructive pulmonary disease.

12. A compound of claim 1, a pharmaceutically acceptable salt of claim 2 or claim 3, or a composition of one of claims 4-8 for use in a method of modulating an activity of BRAF kinase by administering the compound of claim 1 or the pharmaceutically acceptable salt of claim 2 or claim 3, or the composition of one of claims 4-8, optionally wherein the BRAF kinase is BRAF^{V600E}.

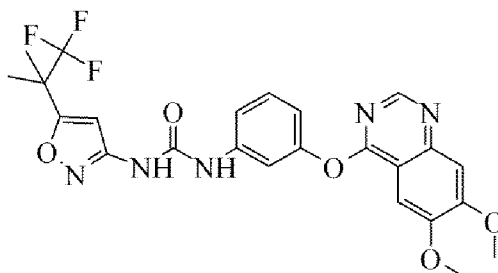
13. The use of a compound of claim 1 or a pharmaceutically acceptable salt of claim 2 or claim 3 for the manufacture of a medicament for treating a cancer, optionally wherein the cancer is melanoma, papillary thyroid carcinoma, colorectal, ovarian, breast cancer, endometrial cancer, liver cancer, sarcoma, stomach cancer, Barret's adenocarcinoma, glioma, small cell lung cancer, non small cell lung cancer, head and neck cancer, acute lymphoblastic leukemia or non-Hodgkin's lymphoma.

14. The use of a compound of claim 1 or a pharmaceutically acceptable salt of claim 2 or claim 3 for the manufacture of a medicament for treating an inflammatory disease, optionally wherein the inflammatory disease is immune dysfunction, immunodeficiency, immunomodulation, autoimmune disease, tissue transplant rejection, graft-versus-host disease, wound healing, kidney disease, multiple sclerosis, thyroiditis, type 1 diabetes, sarcoidosis, allergic rhinitis, inflammatory bowel disease, systemic lupus erythematosus, arthritis, osteoarthritis, rheumatoid arthritis, osteoporosis, asthma or chronic obstructive pulmonary disease.

15. The use of a compound of claim 1 or a pharmaceutically acceptable salt of claim 2 or claim 3 for the manufacture of a medicament for modulating an activity of BRAF kinase, optionally wherein the BRAF kinase is BRAF^{V600E}.

Patentansprüche

1. Verbindung, die 1-(3-(6,7-Dimethoxychinazolin-4-yloxy)phenyl)-3-(5-(1,1,1-trifluor-2-methylpropan-2-yl)isoxazol-3-yl)harnstoff mit der Struktur



ist, oder ein pharmazeutisch verträgliches Salz, Solvat, Clathrat oder Hydrat davon.

2. Pharmazeutisch verträgliches Salz der Verbindung gemäß Anspruch 1 ausgewählt aus einem Ammoniumsalz; einem Alkalimetallsalz; einem Erdalkalimetallsalz; einem Übergangsmetallsalz; einem Metallsalz; einem Salz einer Mineralsäure; und einem Salz einer organischen Säure.

3. Pharmazeutisch verträgliches Salz gemäß Anspruch 2, wobei das Salz ein Hydrochlorid ist.

4. Zusammensetzung umfassend die Verbindung gemäß Anspruch 1 oder das pharmazeutisch verträgliche Salz gemäß Anspruch 2 oder Anspruch 3 und einen pharmazeutisch verträglichen Träger, Hilfsstoff oder Verdünnungsmittel.

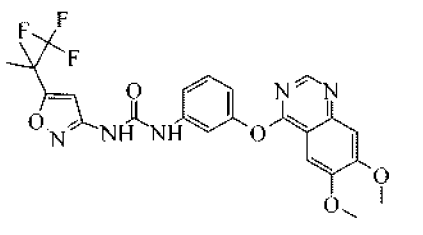
5. Zusammensetzung gemäß Anspruch 4, wobei die Zusammensetzung in einer Darreichungsform für die orale, parenterale oder topische Verabreichung bereitgestellt ist.

6. Zusammensetzung gemäß Anspruch 5, wobei die Zusammensetzung in einer festen, halbfesten oder flüssigen Darreichungsform für die orale Verabreichung ausgewählt aus einer Tablette, einer schnell-schmelzenden Tablette, einer Kautablette, einer Kapsel, einer Pille, einer Troche, einer Lutschtablette, einer Pastille, einem Cachet, einem Pellet, einem arzneistoffhaltigen Kaugummi, Pulvermasse, brausendem oder nichtbrausendem Pulver oder Granulat, einer Lösung, einer Emulsion, einer Suspension, einem Wafer, einem Streumaterial, einem Elixier und einem Sirup bereitgestellt ist.

7. Zusammensetzung gemäß Anspruch 6, wobei die Zusammensetzung in einer Kapsel bereitgestellt ist.
8. Zusammensetzung gemäß einem der Ansprüche 4-7, ferner umfassend ein zweites therapeutisches Mittel ausgewählt aus einem chemotherapeutischen Mittel, einem antiproliferativen Mittel, einem entzündungshemmenden Mittel, einem immunmodulierenden Mittel oder einem immunsuppressiven Mittel.
9. Verbindung gemäß Anspruch 1, pharmazeutisch verträgliches Salz gemäß Anspruch 2 oder Anspruch 3 oder Zusammensetzung gemäß einem der Ansprüche 4-8 für die therapeutische Verwendung.
10. Verbindung gemäß Anspruch 1, pharmazeutisch verträgliches Salz gemäß Anspruch 2 oder Anspruch 3 oder Zusammensetzung gemäß einem der Ansprüche 4-8 für die Verwendung bei einem Verfahren zum Behandeln von Krebs bei einem Patienten, umfassend Verabreichen einer therapeutisch wirksamen Menge der Verbindung gemäß Anspruch 1, des pharmazeutisch verträglichen Salzes gemäß Anspruch 2 oder Anspruch 3 oder der Zusammensetzung gemäß einem der Ansprüche 4-8 an den Patienten, wobei der Krebs gegebenenfalls Melanom, papilläres Schilddrüsenkarzinom, kolorektaler Krebs, Eierstockkrebs, Brustkrebs, Endometriumkrebs, Leberkrebs, Sarkom, Magenkrebs, Barret-Adenokarzinom, Gliom, kleinzelliger Lungenkrebs, nichtkleinzelliger Lungenkrebs, Kopf- und Halskrebs, akute lymphoblastische Leukämie oder Non-Hodgkin-Lymphon ist.
11. Verbindung gemäß Anspruch 1, pharmazeutisch verträgliches Salz gemäß Anspruch 2 oder Anspruch 3 oder Zusammensetzung gemäß einem der Ansprüche 4-8 für die Verwendung bei einem Verfahren zum Behandeln einer entzündlichen Erkrankung bei einem Patienten, umfassend Verabreichen einer therapeutisch wirksamen Menge der Verbindung gemäß Anspruch 1, des pharmazeutisch verträglichen Salzes gemäß Anspruch 2 oder Anspruch 3 oder der Zusammensetzung gemäß einem der Ansprüche 4-8 an den Patienten, wobei die entzündliche Erkrankung gegebenenfalls Immundefizienz, Immundefizienz, Immunmodulation, Autoimmunerkrankung, Gewebetransplantatabstoßung, Graft-versus-Host-Erkrankung, Wundheilung, Nierenerkrankung, Multiple Sklerose, Thyroiditis, Diabetes Typ 1, Sarkoidose, allergische Rhinitis, entzündliche Darmerkrankung, systemischer Lupus erythematodes, Arthritis, Osteoarthritis, rheumatoide Arthritis, Osteoporose, Asthma oder chronisch-obstruktive Lungenerkrankung ist.
12. Verbindung gemäß Anspruch 1, pharmazeutisch verträgliches Salz gemäß Anspruch 2 oder Anspruch 3 oder Zusammensetzung gemäß einem der Ansprüche 4-8 für die Verwendung bei einem Verfahren zum Modulieren einer Aktivität von BRAF-Kinase durch Verabreichen der Verbindung gemäß Anspruch 1, des pharmazeutisch verträglichen Salzes gemäß Anspruch 2 oder Anspruch 3 oder der Zusammensetzung gemäß einem der Ansprüche 4-8, wobei die BRAF-Kinase gegebenenfalls BRAF^{V600E} ist.
13. Verwendung einer Verbindung gemäß Anspruch 1 oder eines pharmazeutisch verträglichen Salzes gemäß Anspruch 2 oder Anspruch 3 für die Herstellung eines Medikaments für die Behandlung von Krebs, wobei der Krebs gegebenenfalls Melanom, papilläres Schilddrüsenkarzinom, kolorektaler Krebs, Eierstockkrebs, Brustkrebs, Endometriumkrebs, Leberkrebs, Sarkom, Magenkrebs, Barret-Adenokarzinom, Gliom, kleinzelliger Lungenkrebs, nichtkleinzelliger Lungenkrebs, Kopf- und Halskrebs, akute lymphoblastische Leukämie oder Non-Hodgkin-Lymphon ist.
14. Verwendung einer Verbindung gemäß Anspruch 1 oder eines pharmazeutisch verträglichen Salzes gemäß Anspruch 2 oder Anspruch 3 für die Herstellung eines Medikaments für die Behandlung einer entzündlichen Erkrankung, wobei die entzündliche Erkrankung gegebenenfalls Immundefizienz, Immundefizienz, Immunmodulation, Autoimmunerkrankung, Gewebetransplantatabstoßung, Graft-versus-Host-Erkrankung, Wundheilung, Nierenerkrankung, Multiple Sklerose, Thyroiditis, Diabetes Typ 1, Sarkoidose, allergische Rhinitis, entzündliche Darmerkrankung, systemischer Lupus erythematodes, Arthritis, Osteoarthritis, rheumatoide Arthritis, Osteoporose, Asthma oder chronisch-obstruktive Lungenerkrankung ist.
15. Verwendung einer Verbindung gemäß Anspruch 1 oder eines pharmazeutisch verträglichen Salzes gemäß Anspruch 2 oder Anspruch 3 für die Herstellung eines Medikaments zum Modulieren einer Aktivität von BRAF-Kinase, wobei die BRAF-Kinase gegebenenfalls BRAF^{V600E} ist.

55 Revendications

1. Composé qui est la 1-(3-(6,7-diméthoxyquinazolin-4-yloxy)phényl)-3-(5-(1,1,1-trifluoro-2-méthylpropan-2-yl)isoxazol-3-yl)urée, ayant la structure



- 5
- 10 ou un sel pharmaceutiquement acceptable, solvate, clathrate ou hydrate de celui-ci.
- 15
2. Sel pharmaceutiquement acceptable du composé de la revendication 1 choisi parmi un sel d'amine ; un sel de métal alcalin ; un sel de métal alcalino-terreux ; un sel de métal de transition ; un sel de métal ; un sel d'un acide minéral ; et un sel d'un acide organique.
- 20
3. Sel pharmaceutiquement acceptable de la revendication 2, le sel étant un chlorhydrate.
- 25
4. Composition comprenant le composé de la revendication 1 ou le sel pharmaceutiquement acceptable de la revendication 2 ou la revendication 3 et un véhicule, excipient ou diluant pharmaceutiquement acceptable.
- 30
5. Composition de la revendication 4, la composition étant fournie dans une forme pharmaceutique pour administration orale, parentérale ou topique.
- 35
6. Composition de la revendication 5, la composition étant fournie dans une forme pharmaceutique solide, semi-solide ou liquide pour administration orale choisie parmi un comprimé, un Fastmelt, un comprimé à mâcher, une capsule, une pilule, un trochisque, une tablette, une pastille, un cachet, un granule, une gomme à mâcher médicamenteuse, une poudre en vrac, une poudre ou des granulés effervescents ou non effervescents, une solution, une émulsion, une suspension, une oblée, une brume, un élixir, et un sirop.
- 40
7. Composition de la revendication 6, la composition étant fournie dans une capsule.
- 45
8. Composition de l'une quelconque des revendications 4 à 7 comprenant en outre un deuxième agent thérapeutique choisi parmi un agent chimiothérapeutique, un agent antiprolifératif, un agent anti-inflammatoire, un agent immunomodulateur ou un agent immunosuppresseur.
- 50
9. Composé de la revendication 1, sel pharmaceutiquement acceptable de la revendication 2 ou la revendication 3, ou composition de l'une des revendications 4 à 8 pour utilisation en thérapie.
- 55
10. Composé de la revendication 1, sel pharmaceutiquement acceptable de la revendication 2 ou la revendication 3, ou composition de l'une des revendications 4 à 8 pour utilisation dans un procédé de traitement d'un cancer chez un patient comprenant l'administration au patient d'une quantité thérapeutiquement efficace du composé de la revendication 1, du sel pharmaceutiquement acceptable de la revendication 2 ou la revendication 3, ou de la composition de l'une des revendications 4 à 8, le cancer étant facultativement un mélanome, un carcinome papillaire de la thyroïde, un cancer colorectal, de l'ovaire, du sein, un cancer de l'endomètre, un cancer du foie, un sarcome, un cancer de l'estomac, un adénocarcinome de Barret, un gliome, un cancer du poumon à petites cellules, un cancer du poumon non à petites cellules, un cancer de la tête et du cou, une leucémie lymphoblastique aiguë ou un lymphome non hodgkinien.
11. Composé de la revendication 1, sel pharmaceutiquement acceptable de la revendication 2 ou la revendication 3, ou composition de l'une des revendications 4 à 8 pour utilisation dans un procédé de traitement d'une maladie inflammatoire chez un patient comprenant l'administration au patient d'une quantité thérapeutiquement efficace du composé de la revendication 1, du sel pharmaceutiquement acceptable de la revendication 2 ou la revendication 3, ou de la composition de l'une des revendications 4 à 8, la maladie inflammatoire étant facultativement un trouble immunitaire, une immunodéficience, une immunomodulation, une maladie auto-immune, un rejet de greffe de tissu, une réaction de greffon contre hôte, la cicatrisation des plaies, une maladie rénale, la sclérose en plaques, la thyroïdite, le diabète de type 1, la sarcoïdose, la rhinite allergique, un syndrome abdominal inflammatoire, le lupus érythémateux disséminé, l'arthrite, l'arthrose, la polyarthrite rhumatoïde, l'ostéoporose, l'asthme ou la bronchopneumopathie chronique obstructive.

EP 2 947 072 B1

- 5
12. Composé de la revendication 1, sel pharmaceutiquement acceptable de la revendication 2 ou la revendication 3, ou composition de l'une des revendications 4 à 8 pour utilisation dans un procédé de modulation d'une activité BRAF kinase par administration du composé de la revendication 1 ou du sel pharmaceutiquement acceptable de la revendication 2 ou la revendication 3, ou de la composition de l'une des revendications 4 à 8, la BRAF kinase étant facultativement BRAF^{V600E}.
- 10
13. Utilisation d'un composé de la revendication 1 ou d'un sel pharmaceutiquement acceptable de la revendication 2 ou la revendication 3 pour la fabrication d'un médicament pour traiter un cancer, le cancer étant facultativement un mélanome, un carcinome papillaire de la thyroïde, un cancer colorectal, de l'ovaire, du sein, un cancer de l'endomètre, un cancer du foie, un sarcome, un cancer de l'estomac, un adénocarcinome de Barret, un gliome, un cancer du poumon à petites cellules, un cancer du poumon non à petites cellules, un cancer de la tête et du cou, une leucémie lymphoblastique aiguë ou un lymphome non hodgkinien.
- 15
14. Utilisation d'un composé de la revendication 1 ou un sel pharmaceutiquement acceptable de la revendication 2 ou la revendication 3 pour la fabrication d'un médicament pour traiter une maladie inflammatoire, la maladie inflammatoire étant facultativement un trouble immunitaire, une immunodéficiência, une immunomodulation, une maladie auto-immune, un rejet de greffe de tissu, une réaction de greffon contre hôte, la cicatrisation des plaies, une maladie rénale, la sclérose en plaques, la thyroïdite, le diabète de type 1, la sarcoïdose, la rhinite allergique, un syndrome abdominal inflammatoire, le lupus érythémateux disséminé, l'arthrite, l'arthrose, la polyarthrite rhumatoïde, l'ostéoporose, l'asthme ou la bronchopneumopathie chronique obstructive.
- 20
15. Utilisation d'un composé de la revendication 1 ou sel pharmaceutiquement acceptable de la revendication 2 ou la revendication 3 pour la fabrication d'un médicament pour moduler une activité BRAF kinase, la BRAF kinase étant facultativement BRAF^{V600E}.
- 25
- 30
- 35
- 40
- 45
- 50
- 55

REFERENCES CITED IN THE DESCRIPTION

This list of references cited by the applicant is for the reader's convenience only. It does not form part of the European patent document. Even though great care has been taken in compiling the references, errors or omissions cannot be excluded and the EPO disclaims all liability in this regard.

Patent documents cited in the description

- US 4328245 A [0083]
- US 4409239 A [0083]
- US 4410545 A [0083]
- US 6350458 B [0086]
- US 3845770 A [0118]
- US 3916899 A [0118]
- US 3536809 A [0118]
- US 3598123 A [0118]
- US 4008719 A [0118]
- US 5674533 A [0118]
- US 5059595 A [0118]
- US 5591767 A [0118]
- US 5120548 A [0118]
- US 5073543 A [0118]
- US 5639476 A [0118]
- US 5354556 A [0118]
- US 5639480 A [0118]
- US 5733566 A [0118]
- US 5739108 A [0118]
- US 5891474 A [0118]
- US 5922356 A [0118]
- US 5972891 A [0118]
- US 5980945 A [0118]
- US 5993855 A [0118]
- US 6045830 A [0118]
- US 6087324 A [0118]
- US 6113943 A [0118]
- US 6197350 B [0118]
- US 6248363 B [0118]
- US 6264970 B [0118]
- US 6267981 B [0118]
- US 6376461 B [0118]
- US 6419961 B [0118]
- US 6589548 B [0118]
- US 6613358 B [0118]
- US 6699500 B [0118]
- US 5798119 A [0131]
- US 5612059 A [0132] [0136]
- US 5698220 A [0132]
- WO 200217918 A [0136]
- US 6316652 B [0140]
- US 6274552 B [0140]
- US 6271359 B [0140]
- US 6253872 B [0140]
- US 6139865 A [0140]
- US 6131570 A [0140]
- US 6120751 A [0140]
- US 6071495 A [0140]
- US 6060082 A [0140]
- US 6048736 A [0140]
- US 6039975 A [0140]
- US 6004534 A [0140]
- US 5985307 A [0140]
- US 5972366 A [0140]
- US 5900252 A [0140]
- US 5840674 A [0140]
- US 5759542 A [0140]
- US 5709874 A [0140]
- EP 0220947 A [0173]
- US 4728743 A [0176]
- WO 04015142 A, Fabian [0187]
- WO 08005310 A [0187]


Non-patent literature cited in the description

- HOSHINO et al. *Oncogene*, 1999, vol. 18, 813-822 [0003]
- HALUSKA et al. *Clin Cancer Res*, 2006, vol. 12, 2301s-2307s [0005]
- IKEDIABI. *Mol. Cancer Ther.*, 2006, vol. 5 (11), 2606-2612 [0005]
- GREENMAN et al. *Nature*, 2007, vol. 226 (7132), 153-158 [0005]
- WAN et al. *Cell*, 2004, vol. 116, 855-867 [0005]
- DAVIES et al. *Nature*, 2002, vol. 417, 949-954 [0005]
- GARNETT ; MARAIS. *Cancer Cell*, 2004, vol. 6, 313-319 [0005]
- OUYANG et al. *Clin Cancer Res*, 2006, vol. 12 (6), 1785-1793 [0005]
- MELILLO et al. *J. Clin. Invest.*, 2005, vol. 115, 1068-1081 [0005]
- WILHELM et al. *Nat. Rev. Drug Discov.*, 2006, vol. 5, 835-844 [0005]
- Ji et al. *Cancer Res*, 2007, vol. 67 (10), 4933-4939 [0005]
- FECHER et al. *J. Clin. Oncology*, 2007, vol. 25 (12), 1606-1620 [0005]
- BROSE et al. *Cancer Res.*, 2002, vol. 62, 6997-7000 [0005]
- SHARMA et al. *Cancer Res.*, 2005, vol. 65 (6), 2412-2421 [0006]
- SHARMA et al. *Cancer Res.*, 2006, vol. 66 (16), 8200-8209 [0006]

- **DONG et al.** *Annu. Rev. Immunol.*, 2002, vol. 20, 55-72 [0008]
- **JOHNSON et al.** *Curr. Opin. Chem. Biol.*, 2005, vol. 9, 325-331 [0008]
- **R. HERRERA ; J. S. SEBOLT-LEOPOLD.** *Trends Mol. Med.*, 2002, vol. 8, S27-S3 [0008]
- **KYRIAKIS et al.** *Physiol. Rev.*, 2002, vol. 81, 807-869 [0008]
- **SAWATZKY et al.** *Am J Pathol*, 2006, vol. 168 (1), 33-41 [0008]
- **STANTON et al.** *Dev. Biol.*, 2003, vol. 263, 165-175 [0008]
- **HOFMAN et al.** *Curr. Drug Targets. Inflamm. Allergy*, 2004, vol. 2, 1-9 [0008]
- *Biochem.*, 1972, vol. 11, 942-944 [0060]
- **LIJINSKY.** *Food Cosmet. Toxicol.*, 1982, vol. 20, 393 [0062]
- **LIJINSKY.** *J. Nat. Cancer Inst.*, 1982, vol. 69, 1127 [0062]
- **MANGOLD.** *Mutation Res.*, 1994, vol. 308, 33 [0062]
- **GORDON.** *Drug Metab. Dispos.*, 1987, vol. 15, 589 [0062]
- **ZELLO.** *Metabolism*, 1994, vol. 43, 487 [0062]
- **GATELY.** *J. Nucl. Med.*, 1986, vol. 27, 388 [0062]
- **WADE D.** *Chem. Biol. Interact.*, 1999, vol. 117, 191 [0062]
- **FOSTER et al.** *Adv. Drug Res.*, 1985, vol. 14, 1-36 [0064]
- **KUSHNER et al.** *Can. J. Physiol. Pharmacol.*, 1999, vol. 77, 79-88 [0064]
- Modified-Release Drug Delivery Technology. *Drugs and the Pharmaceutical Science.* Marcel Dekker, Inc, 2003, vol. 126 [0068]
- **REMINGTON.** *The Science and Practice of Pharmacy* [0092] [0106] [0109] [0135]
- **TAKADA et al.** *Encyclopedia of Controlled Drug Delivery.* Wiley, 1999, vol. 2 [0119]
- **SANTUS ; BAKER.** *J. Controlled Release*, 1995, vol. 35, 1-21 [0135]
- **VERMA et al.** *Drug Development and Industrial Pharmacy*, 2000, vol. 26, 695-708 [0135]
- **VERMA et al.** *J. Controlled Release*, 2002, vol. 79, 7-27 [0135]
- *Multiparticulate Oral Drug Delivery.* Marcel Dekker, 1994 [0138]
- *Pharmaceutical Pelletization Technology.* Marcel Dekker, 1989 [0138]
- **MARCH.** *Advanced Organic Chemistry: Reactions, Mechanisms, and Structure.* Wiley Interscience, 1992 [0154]
- **STILL et al.** *J. Org. Chem.*, 1978, vol. 43, 2923 [0154]
- **GREEN, T.W. ; P.G.M. WUTZ.** *Protective Groups in Organic Synthesis.* Wiley-Interscience, 1991 [0157]
- *J. Org. Chem.*, 2007, vol. 72 (1), 23A-24A [0161]
- **BALLARD et al.** *Bioorganic & Medicinal Chemistry Letters*, 2006, vol. 16, 1633-1637 [0163]
- **TAKASE et al.** *J. Med. Chem.*, 1994, vol. 37, 2106-2111 [0163]
- **GILCHRIST, T.L.** *Heterocyclic Chemistry.* Longman Scientific & Technical and John Wiley & Sons, 1992 [0172]
- **TAKASE et al.** *Heterocycles*, 1991, vol. 32 (6), 1153-1158 [0172] [0173]
- **EDDINGTON et al.** *Eur. J. Med. Chem.*, 2002, vol. 37, 635-648 [0173]
- **CHAN et al.** *Synthesis*, 1983, 203-205 [0175]
- **FABIAN et al.** *Nature Biotechnology*, 2005, vol. 23, 329-336 [0187]

Szabadalmi igénypontok

1. Vegyület, és pedig



képletű 1-(3-(6,7-dimetoxikinazolin-4-iloxi)fenil)-3-(5-(1,1,1-trifluor-2-metilpropán-2-il)izoxazol-3-il)karbamid vagy egy gyógyászatilag elfogadható sója, szolvátja, klatrátja vagy hidrátja.

2. Az 1. igénypont szerinti vegyület gyógyászatilag elfogadható sója egy aminosó; egy alkálifémsó; egy földalkálifémsó; egy átmeneti fémmel képzett só; egy fémsó; egy ásványi savval képzett só és egy szerves savval képzett só közül megválasztva.

3. A 2. igénypont szerinti gyógyászatilag elfogadható só, ahol a só egy hidroklorid.

4. Készítmény, amely magában foglalja az 1. igénypont szerinti vegyületet vagy a 2. vagy 3. igénypont szerinti gyógyászatilag elfogadható sót és egy gyógyászatilag elfogadható hordozóanyagot, segédanyagot vagy hígítóanyagot.

5. A 4. igénypont szerinti készítmény, ahol a készítmény orális, parenterális vagy helyi kezelésre alkalmas dózisformában van elkészítve.

6. Az 5. igénypont szerinti készítmény, ahol a készítmény tablettá, gyorsan széteső tablettá, rágható tablettá, kapszula, pilula, kis méretű tablettá, gyógycukor, pasztilla, kachet, pellet, gyógyhatású anyagot tartalmazó rágógumi, ömlesztett por, pezsgő vagy nem pezsgő por vagy szemcsék, oldat, emulzió, szuszpenzió, gyógyostya, kiszórható készítmény, elixír és szirup közül megválasztott, orális kezelésre alkalmas, szilárd, féligszilárd vagy folyékony dózisformában van elkészítve.

7. A 6. igénypont szerinti készítmény, ahol a készítmény kapszula formájában van elkészítve.

8. A 4 - 7. igénypontok bármelyike szerinti készítmény, amely magában foglal továbbá egy, kemoterápiás ágens, burjánzást gátló ágens, gyulladásgátló ágens, immunomodulációs ágens vagy immunoszuppresszív ágens közül megválasztott második terápiás ágens.

9. Az 1. igénypont szerinti vegyület, a 2. vagy 3. igénypont szerinti gyógyászatilag elfogadható só vagy a 4 - 8. igénypontok bármelyike szerinti készítmény terápiás alkalmazására.

10. Az 1. igénypont szerinti vegyület, a 2. vagy 3. igénypont szerinti gyógyászatilag elfogadható só vagy a 4 - 8. igénypontok bármelyike szerinti készítmény egy betegnél egy rákos megbetegedés kezelésére való alkalmazásra, amelynek során a betegnek terápiásan hatásos mennyiségben az 1. igénypont szerinti vegyület, a 2. vagy 3. igénypont szerinti gyógyászatilag elfogadható só vagy a 4 - 8. igénypontok bármelyike szerinti készítmény kerül beadásra, ahol a rákos megbetegedés adott esetben pigmentsejtes rák, papillaris pajzsmirigy-rák, kolorektális, petefészek- vagy mellrák, méhnyálkahártya-rák, májrák, szarkóma, gyomorrák, Barrett-féle adenokarcinóma, gliadaganat, kissejtes tüdőrák, nem kissejtes tüdőrák, fej- és nyakrák, akut nyirokszöveti leukémia vagy non-Hodgkin nyirokszövet-daganat.

11. Az 1. igénypont szerinti vegyület, a 2. vagy 3. igénypont szerinti gyógyászatilag elfogadható só vagy a 4 - 8. igénypontok bármelyike szerinti készítmény egy betegnél egy gyulladásos megbetegedés kezelésére va-

ló alkalmazásra, amelynek során a betegnek terápiásan hatásos mennyiségben az 1. igénypont szerinti vegyület, a 2. vagy 3. igénypont szerinti gyógyászatiilag elfogadható só vagy a 4–8. igénypontok bármelyike szerinti készítmény kerül beadásra, ahol a gyulladáshoz megbetegedés adott esetben immun diszfunkció, immunhiány, immunomoduláció, autoimmun betegség, szöveti átültetési kilökődés, átültetett szerv versus gazdaszervezet betegség, sebhegyesedés, vesebetegség, szklerózis multiplex, pajzsmirigy-gyulladás, 1. típusú cukorbetegség, szarkoid granulomás állapot, allergikus szénanátha, gyulladáshoz belbetegség, szisztémikus bőrfarkas, ízületi gyulladás, csont-izületi gyulladás, reumás ízületi gyulladás, esontrikulás, asztma vagy krónikus elzáródásos tüdőbetegség.

12. Az 1. igénypont szerinti vegyület, a 2. vagy 3. igénypont szerinti gyógyászatiilag elfogadható só vagy a 4 – 8. igénypontok bármelyike szerinti készítmény a BRAF kináz aktivitásának módosítására való alkalmazásra, amelynek során az 1. igénypont szerinti vegyület, a 2. vagy 3. igénypont szerinti gyógyászatiilag elfogadható só vagy a 4 – 8. igénypontok bármelyike szerinti készítmény kerül beadásra, ahol a BRAF kináz adott esetben a BRAF^{V600E}.

13. Az 1. igénypont szerinti vegyület vagy a 2. vagy 3. igénypont szerinti gyógyászatiilag elfogadható só alkalmazása rákos megbetegedés kezelésére alkalmas gyógyszer előállítására, ahol a rákos megbetegedés pigmentsejtes rák, papilláris pajzsmirigy-rák, kolorektális, petefészek- vagy mellrák, méhnyálkahártya-rák, májrák, szarkóma, gyomorrák, Barrett-féle adenokarcinóma, gliadaganat, kissejtes tüdőrák, nem kissejtes tüdőrák, fej- és nyakrák, akut nyirokszöveti leukémia vagy non-Hodgkin nyirokszövet-daganat.

14. Az 1. igénypont szerinti vegyület vagy a 2. vagy 3. igénypont szerinti gyógyászatiilag elfogadható só alkalmazása gyulladáshoz megbetegedés kezelésére alkalmas gyógyszer előállítására, ahol a gyulladáshoz megbetegedés immun diszfunkció, immunhiány, immunomoduláció, autoimmun betegség, szöveti átültetési kilökődés, átültetett szerv versus gazdaszervezet betegség, sebhegyesedés, vesebetegség, szklerózis multiplex, pajzsmirigy-gyulladás, 1. típusú cukorbetegség, szarkoid granulomás állapot, allergikus szénanátha, gyulladáshoz belbetegség, szisztémikus bőrfarkas, ízületi gyulladás, csont-izületi gyulladás, reumás ízületi gyulladás, esontrikulás, asztma vagy krónikus elzáródásos tüdőbetegség.

15. Az 1. igénypont szerinti vegyület vagy a 2. vagy 3. igénypont szerinti gyógyászatiilag elfogadható só alkalmazása a BRAF kináz aktivitásának módosítására alkalmas gyógyszer előállítására, ahol a BRAF kináz adott esetben a BRAF^{V600E}.