



US00D489721S

(12) **United States Design Patent** (10) **Patent No.:** **US D489,721 S**
Peng et al. (45) **Date of Patent:** **** May 11, 2004**

(54) **MONITOR**

D464,650 S * 10/2002 Sun D14/375
D469,432 S * 1/2003 Tsuji D14/375

(75) Inventors: **Hsueh-Chih Peng**, Taipei Hsien (TW);
Chien-Bin Huang, Taipei Hsien (TW)

* cited by examiner

(73) Assignee: **Acer Inc.** (TW)

Primary Examiner—Freda S. Nunn
(74) *Attorney, Agent, or Firm*—Michael D. Bednarek;
Shaw Pittman LLP

(**) Term: **14 Years**

(21) Appl. No.: **29/179,738**

(57) **CLAIM**

(22) Filed: **Apr. 15, 2003**

The ornamental design for a monitor, substantially as shown and described.

(30) **Foreign Application Priority Data**

Nov. 29, 2002 (TW) 91306965

DESCRIPTION

(51) **LOC (7) Cl.** **14-02**

FIG. 1 is a front perspective view of a monitor showing our new design.

(52) **U.S. Cl.** **D14/371**

FIG. 2 is a right side view of the monitor.

(58) **Field of Search** D14/371-376,
D14/125-129; 248/917-924; 345/104, 156,
168, 173, 87, 901-905; 348/180, 184, 325,
739; 349/1, 2, 11, 62; 341/12

FIG. 3 is a top plan view of the monitor.

FIG. 4 is a front elevational view of the monitor.

FIG. 5 is a bottom plan view of the monitor.

FIG. 6 is a left side view of the monitor; and,

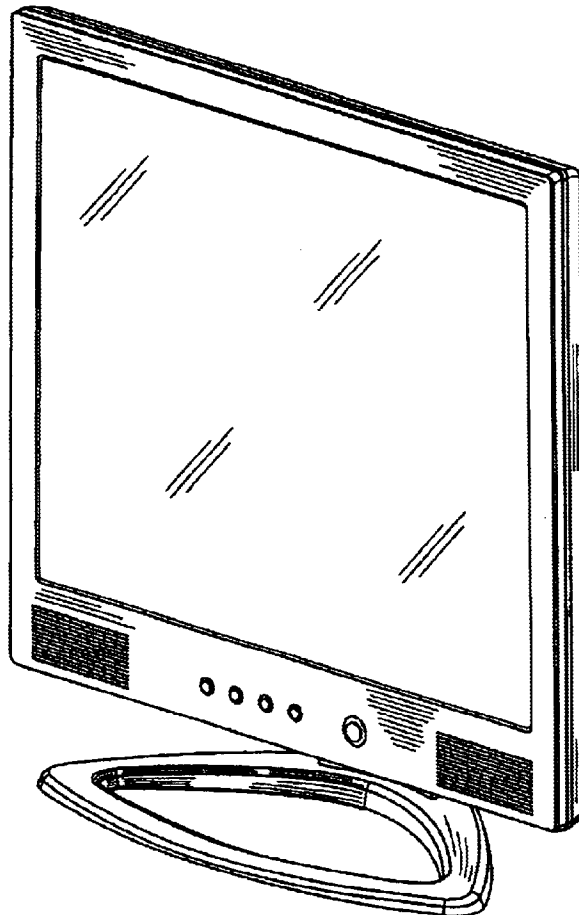
FIG. 7 is a rear elevational view of the monitor.

(56) **References Cited**

U.S. PATENT DOCUMENTS

D416,549 S * 11/1999 Coster et al. D14/375

1 Claim, 7 Drawing Sheets



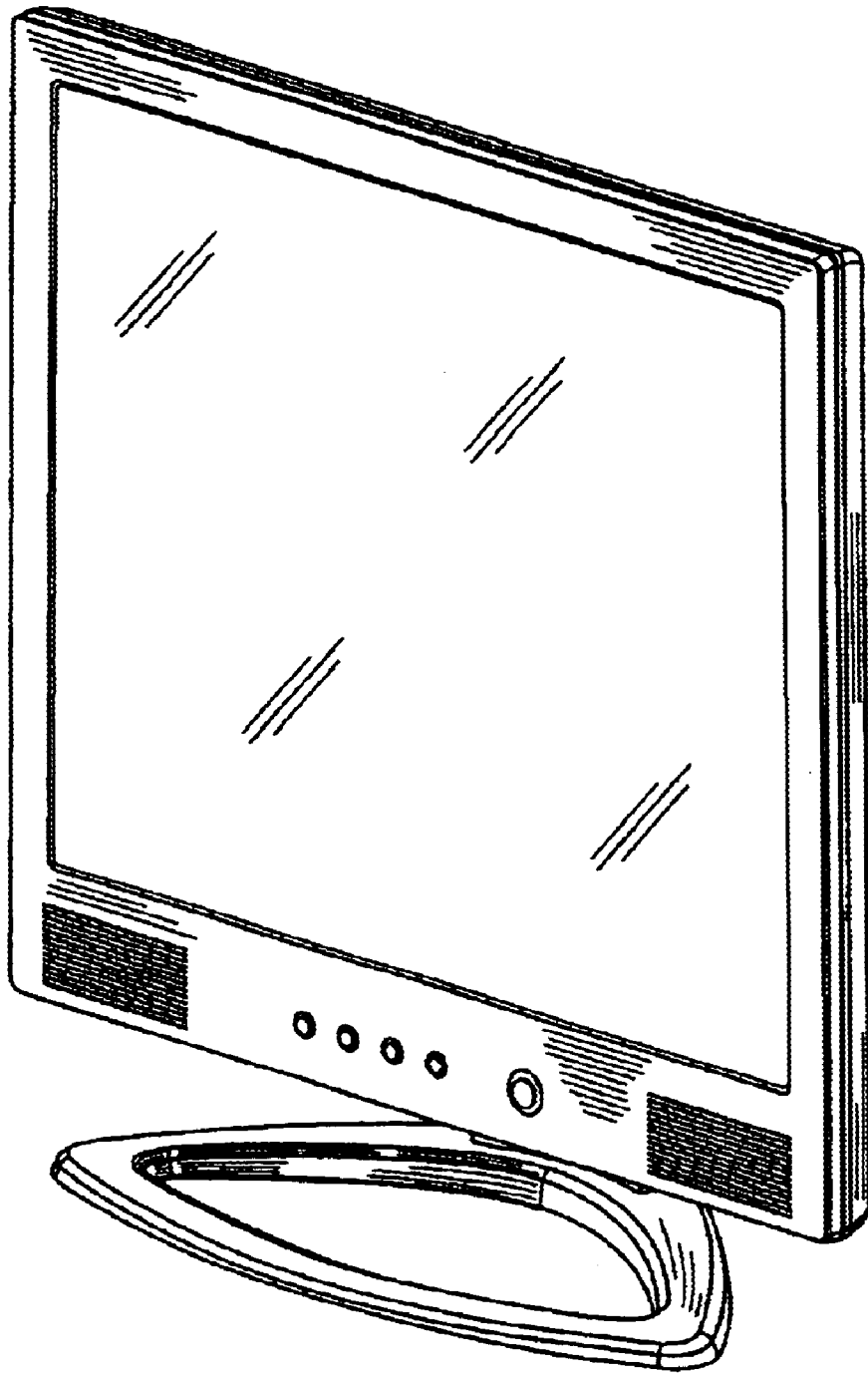


FIG. 1

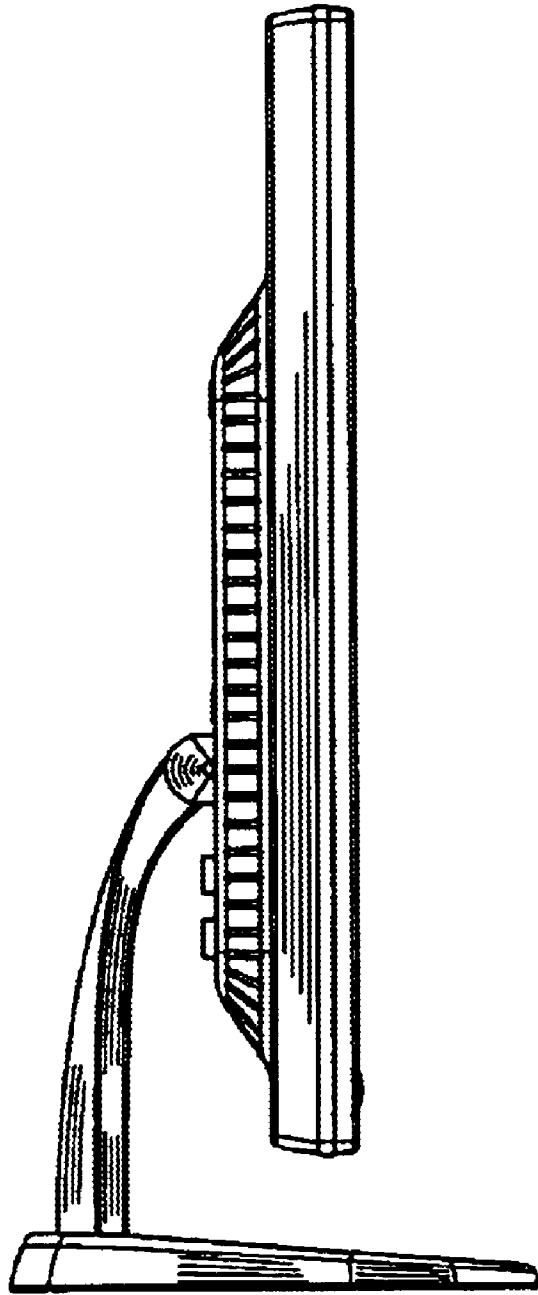


FIG. 2

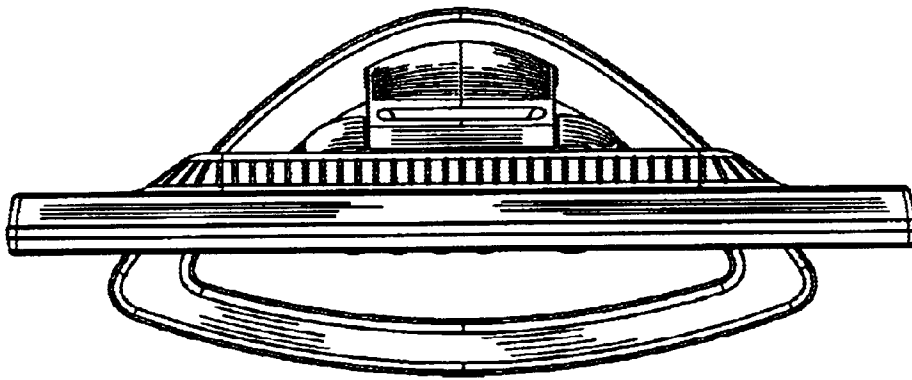


FIG. 3




FIG. 4

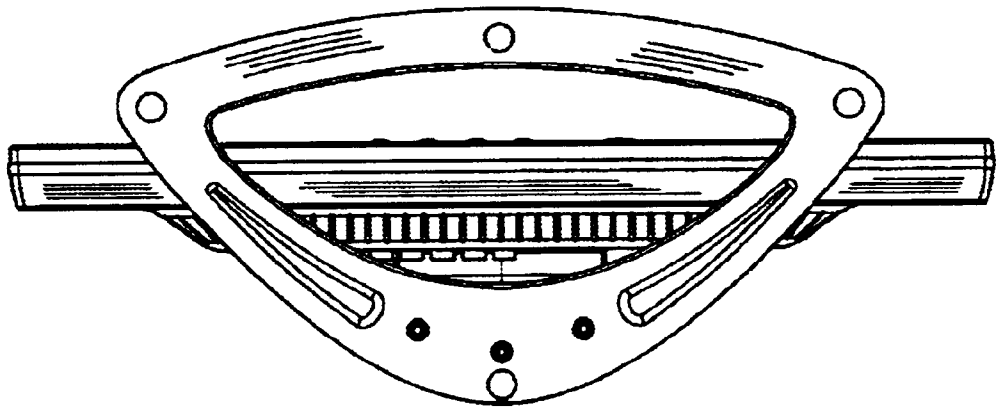


FIG. 5

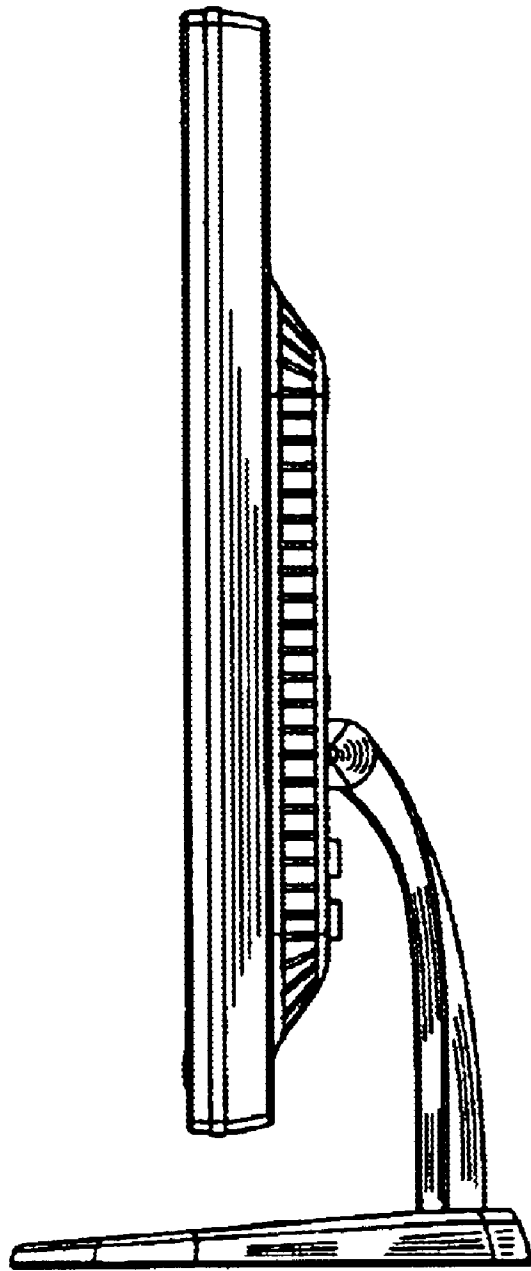


FIG. 6

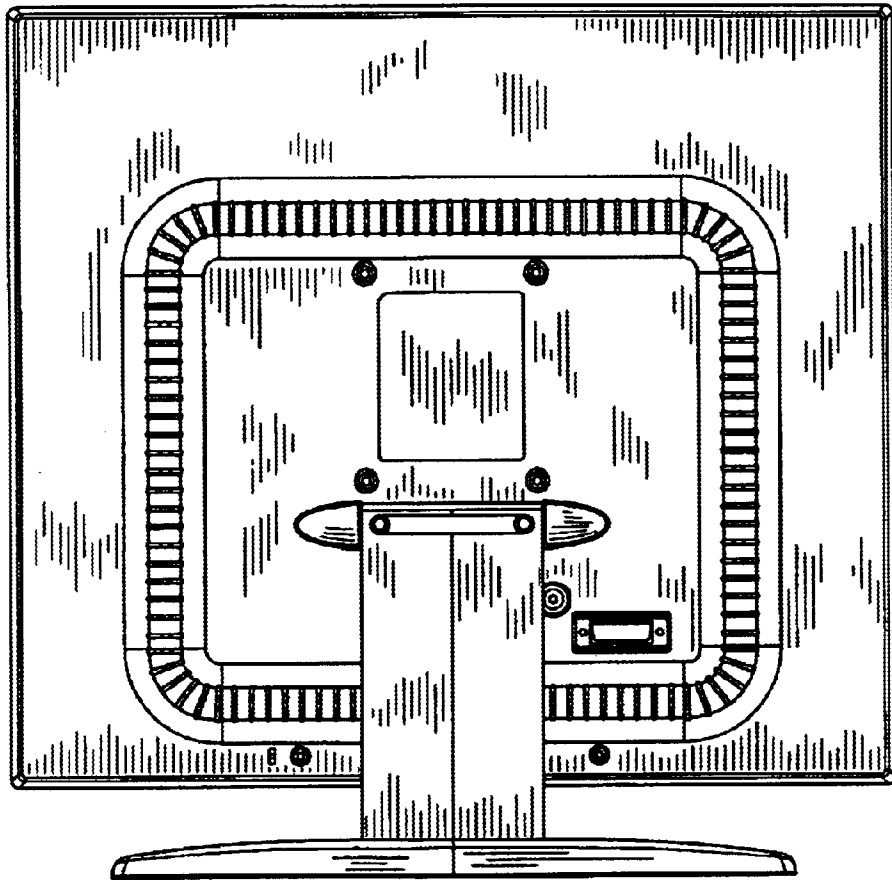


FIG. 7