

[54] SANDAL

[76] Inventor: Leslie A. Campbell, 32 Phillips St., Marblehead, Mass. 01945

[\*\*] Term: 14 Years

[21] Appl. No.: 945,317

[22] Filed: Dec. 22, 1986

[52] U.S. Cl. .... D2/270

[58] Field of Search ..... D2/264, 265, 270, 282-284, D2/286-290, 293, 300-303, 308-314, 317-322; 36/7.2-7.8, 8.1, 10, 11, 11.5, 25 R, 83, 84, 94, 103, 106, 132, 136

[56] References Cited

U.S. PATENT DOCUMENTS

D. 181,542	11/1957	Miyachi et al. ....	D2/270
D. 288,742	3/1987	Caretti .....	D2/270
730,366	6/1903	Gunthorp .....	36/94 X
1,090,731	3/1914	Lindberg .....	D2/290 X
2,575,867	11/1951	Ferri .....	36/94 X
2,954,617	10/1960	Yamaguchi .....	36/94 X

3,013,564 12/1961 Levey ..... 36/10 X

OTHER PUBLICATIONS

Industrial Design, 4/1957, p. 53-Sandals at bottom left.

Primary Examiner—Louis S. Zarfes  
Attorney, Agent, or Firm—Kenway & Crowley

[57] CLAIM

The ornamental design for a sandal, as shown.

DESCRIPTION

FIG. 1 is a top plan view of a sandal showing my new design;

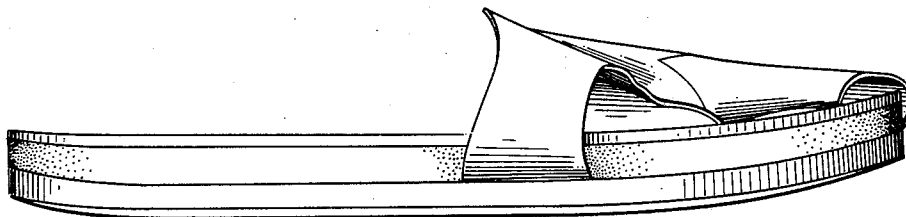
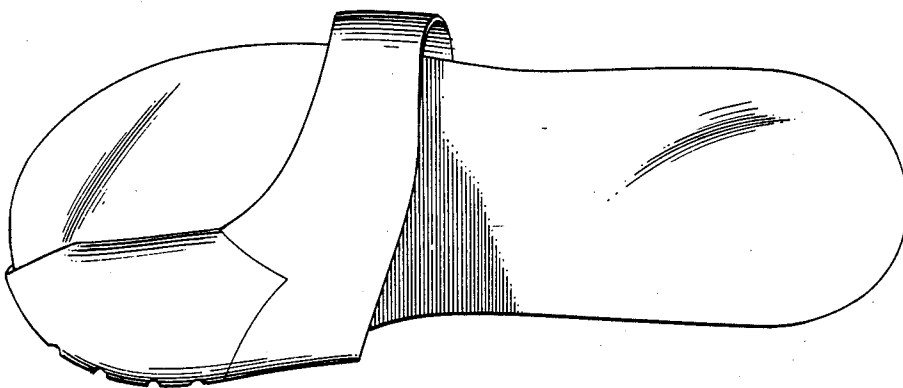
FIG. 2 is a left side elevational view of the sandal of FIG. 1;

FIG. 3 is a front end elevational view of the sandal of FIG. 1;

FIG. 4 is a back end elevational view of the sandal of FIG. 1;

FIG. 5 is a bottom plan view of the sandal of FIG. 1; and

FIG. 6 is a right side elevational view of the sandal of FIG. 1.



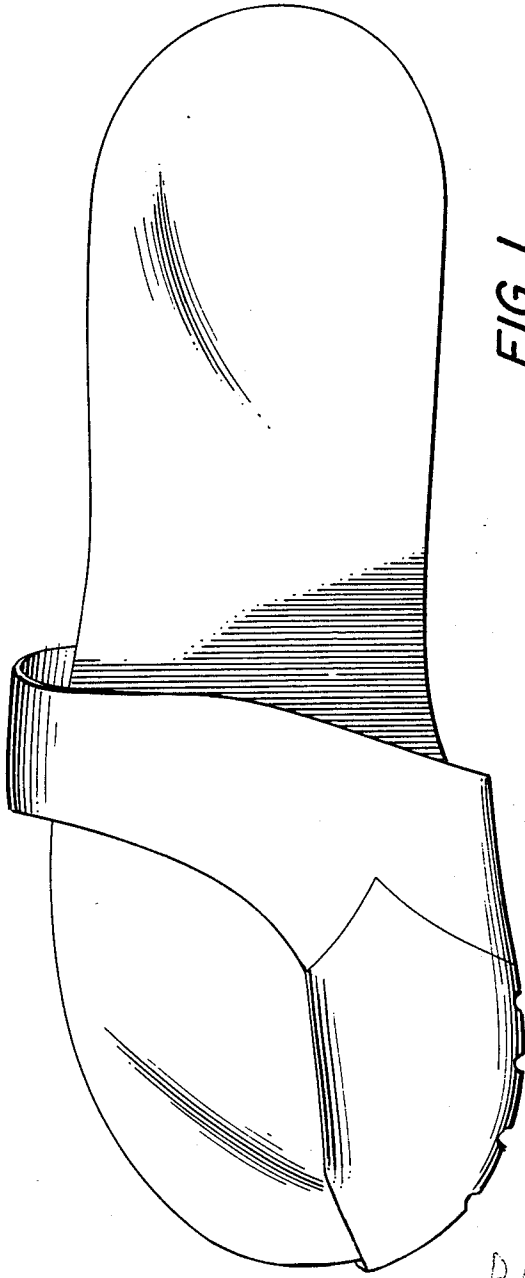


FIG. 1

D10

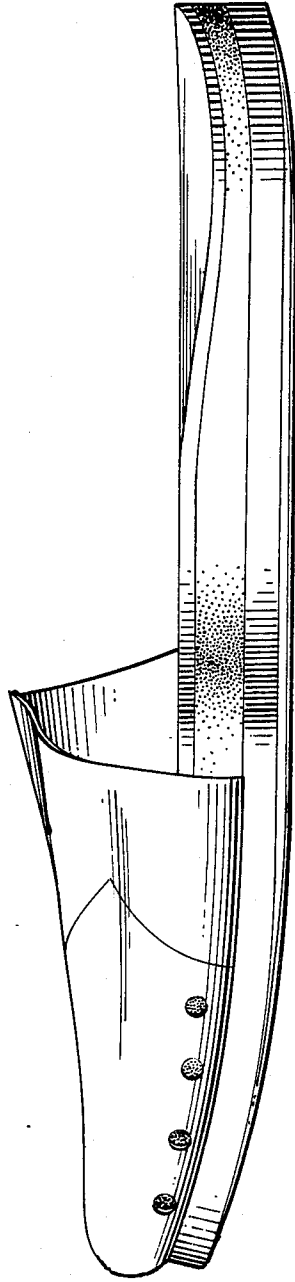


FIG. 2

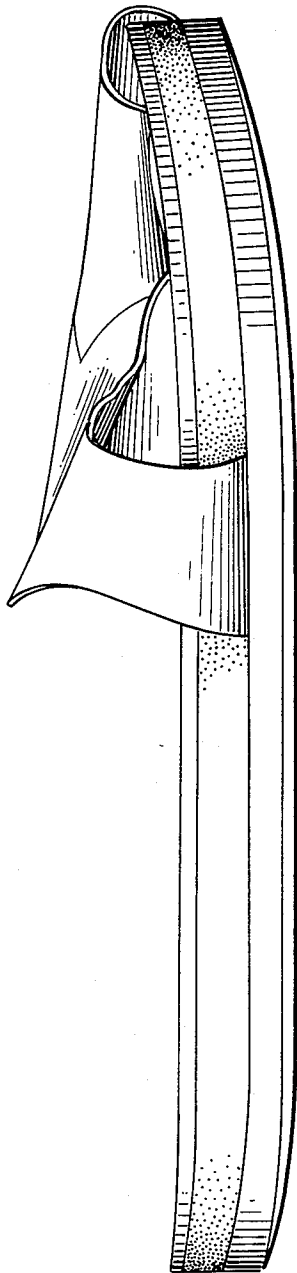


FIG. 3

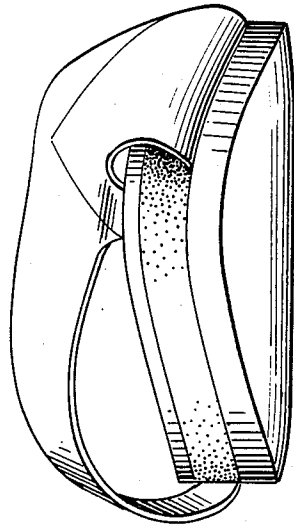


FIG. 4

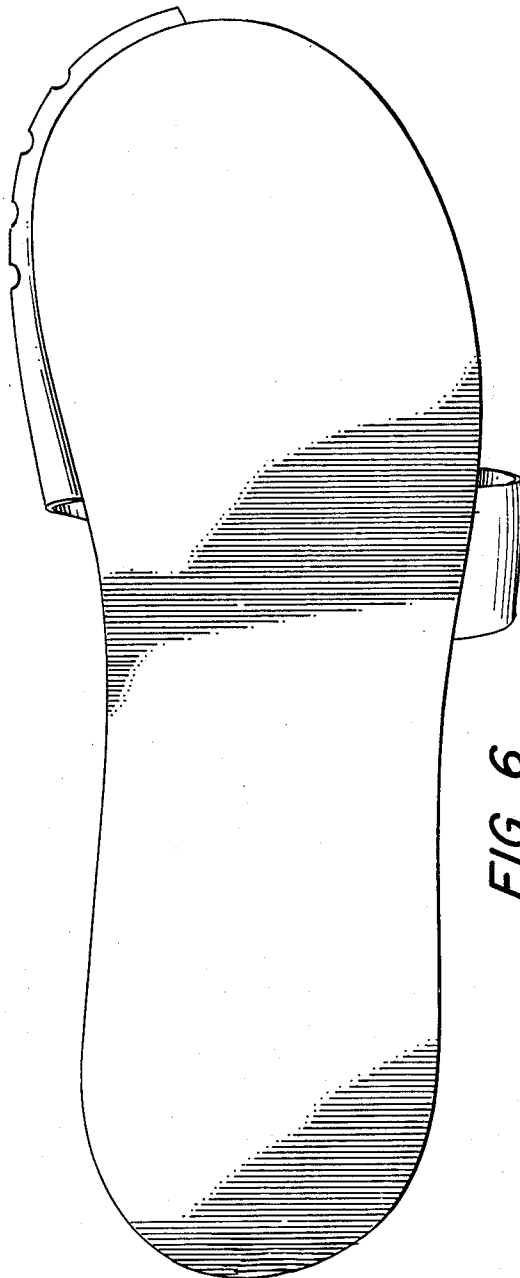


FIG. 6

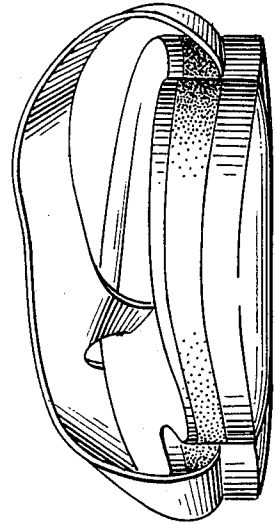


FIG. 5