



US00D896391S

(12) **United States Design Patent**
Moriguchi

(10) **Patent No.:** **US D896,391 S**

(45) **Date of Patent:** **** Sep. 15, 2020**

(54) **WRIST-WEARABLE DEVICE FOR MEASURING BIOLOGICAL INFORMATION**

(71) Applicant: **FUJITSU LIMITED**, Kanagawa (JP)

(72) Inventor: **Kenji Moriguchi**, Kawasaki (JP)

(73) Assignee: **FUJITSU LIMITED**, Kawasaki (JP)

(**) Term: **15 Years**

(21) Appl. No.: **35/506,769**

(22) Filed: **Nov. 8, 2018**

(80) **Hague Agreement Data**

Int. Filing Date: **Nov. 8, 2018**

Int. Reg. No.: **DM/200863**

Int. Reg. Date: **Nov. 8, 2018**

Int. Reg. Pub. Date: **May 17, 2019**

(30) **Foreign Application Priority Data**

May 9, 2018 (JP) 2018-010082

May 9, 2018 (JP) 2018-010083

(51) **LOC (12) CL.** **24-02**

(52) **U.S. Cl.**
USPC **D24/186**; D10/70; D14/344

(58) **Field of Classification Search**
USPC D10/103, 70, 30; D14/344, 496;
D24/167, 186
See application file for complete search history.

(56) **References Cited**

U.S. PATENT DOCUMENTS

D674,488 S * 1/2013 McKay D24/167
D720,074 S * 12/2014 Suvilaakso D24/167
D728,624 S * 5/2015 Akana D14/496
D741,726 S * 10/2015 Akana D10/30
D759,011 S * 6/2016 Akana D14/344

D759,725 S * 6/2016 Akana D14/496
D766,752 S * 9/2016 Akana D10/30
D768,858 S * 10/2016 Komulainen D24/167
D782,537 S * 3/2017 Akana D14/496
D862,462 S * 10/2019 Zhang D14/344
D867,179 S * 11/2019 Akana D10/70
D868,264 S * 11/2019 Paschke D24/167
D875,092 S * 2/2020 Akana D14/344
D875,576 S * 2/2020 Akana D10/70
D875,587 S * 2/2020 Akana D10/103

* cited by examiner

Primary Examiner — George D. Kirschbaum

(74) *Attorney, Agent, or Firm* — Oblon, McClelland,
Maier & Neustadt, L.L.P.

(57) **CLAIM**

The ornamental design for wrist wearable device for measuring biological information, as shown and described.

DESCRIPTION

1. Wrist wearable device for measuring biological information

1.1 Rear perspective view

1.2 Front perspective view

1.3 Front plan view

1.4 Rear plan view

1.5 Bottom plan view

1.6 Top plan view

1.7 Right plan view

1.8 Left plan view

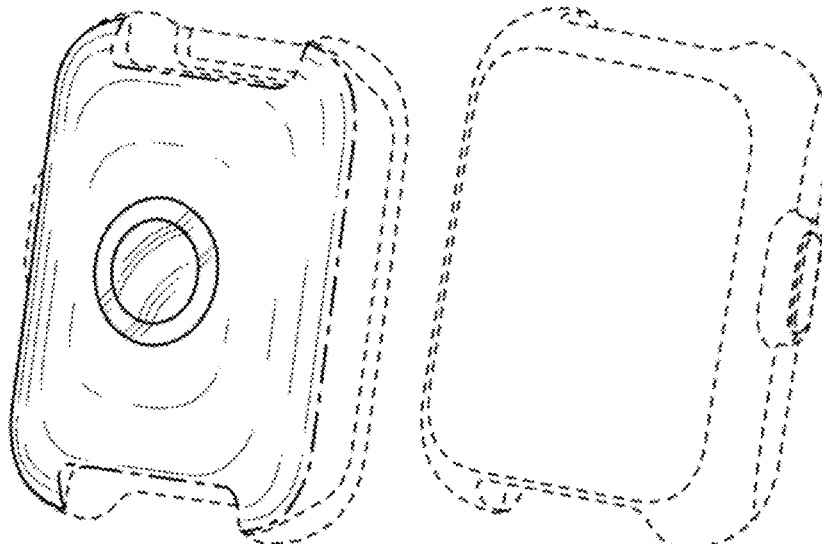
1.9 Second front perspective view

1.10 Second rear perspective view

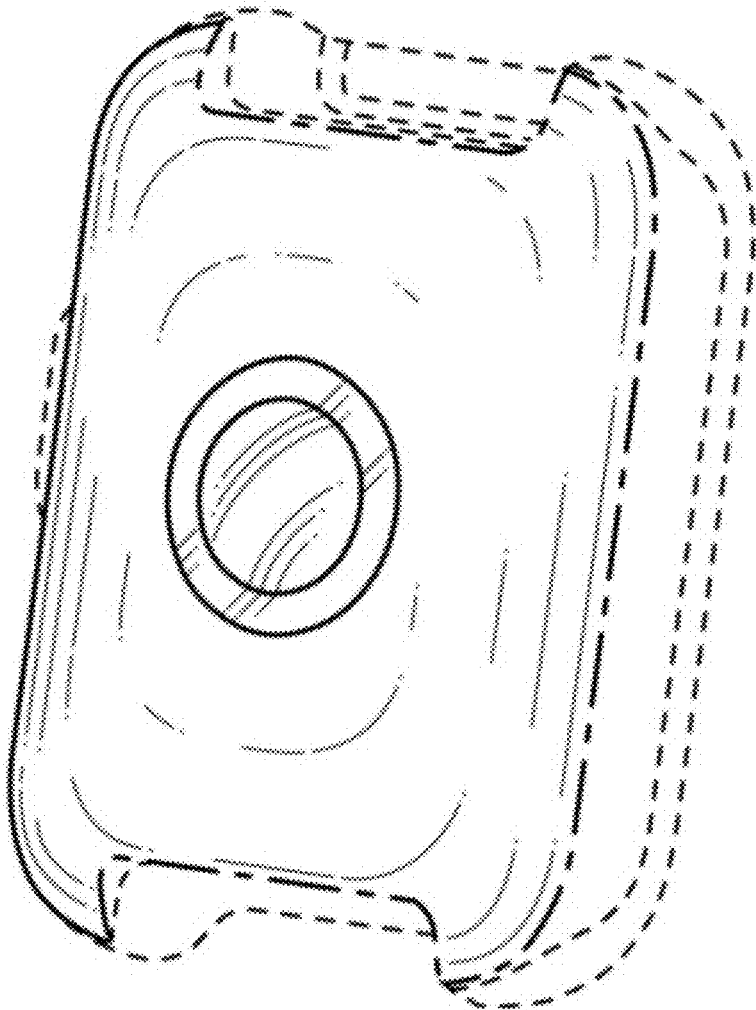
The article shown in the reproduction is an instrument to measure biological information,

The broken line showing is included for the purpose of illustrating portions of the “article” and forms no part of the claimed design. The dash-dot lines represent a boundary between claimed portions and unclaimed portions of the design.

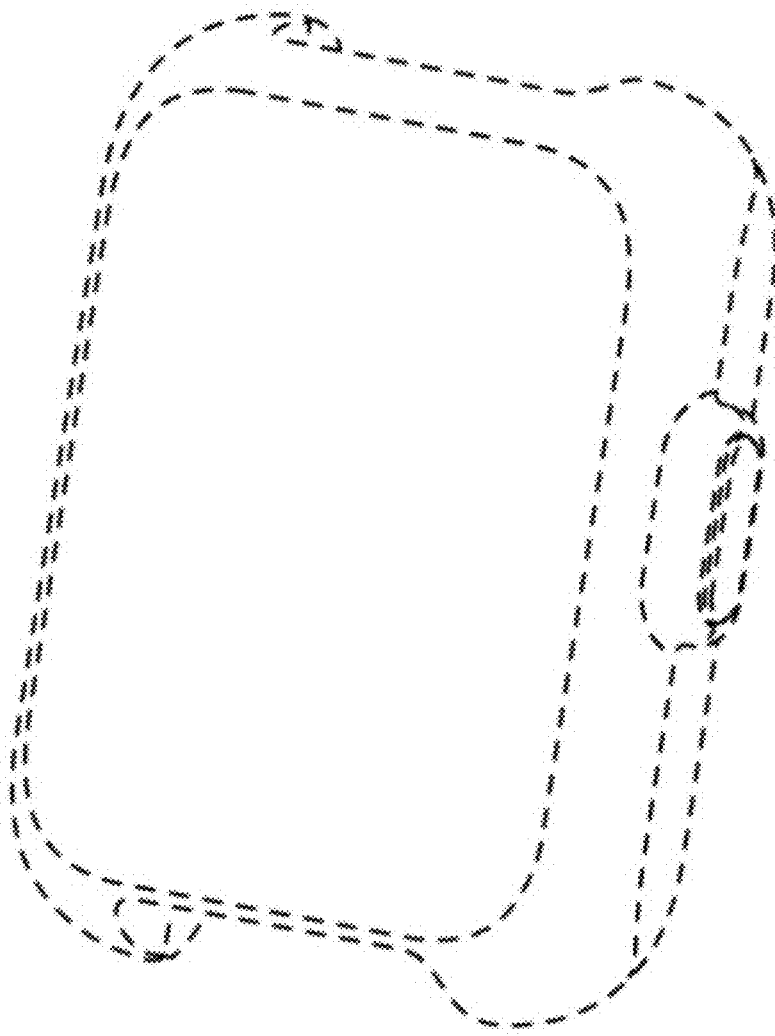
1 Claim, 10 Drawing Sheets



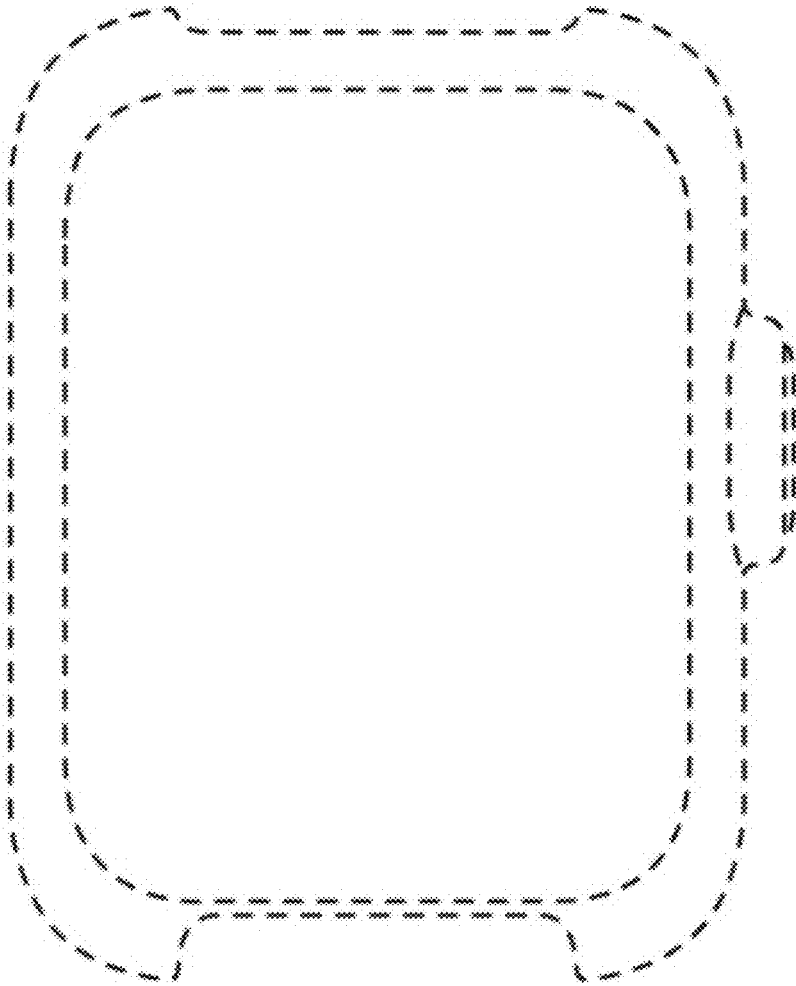
1.1



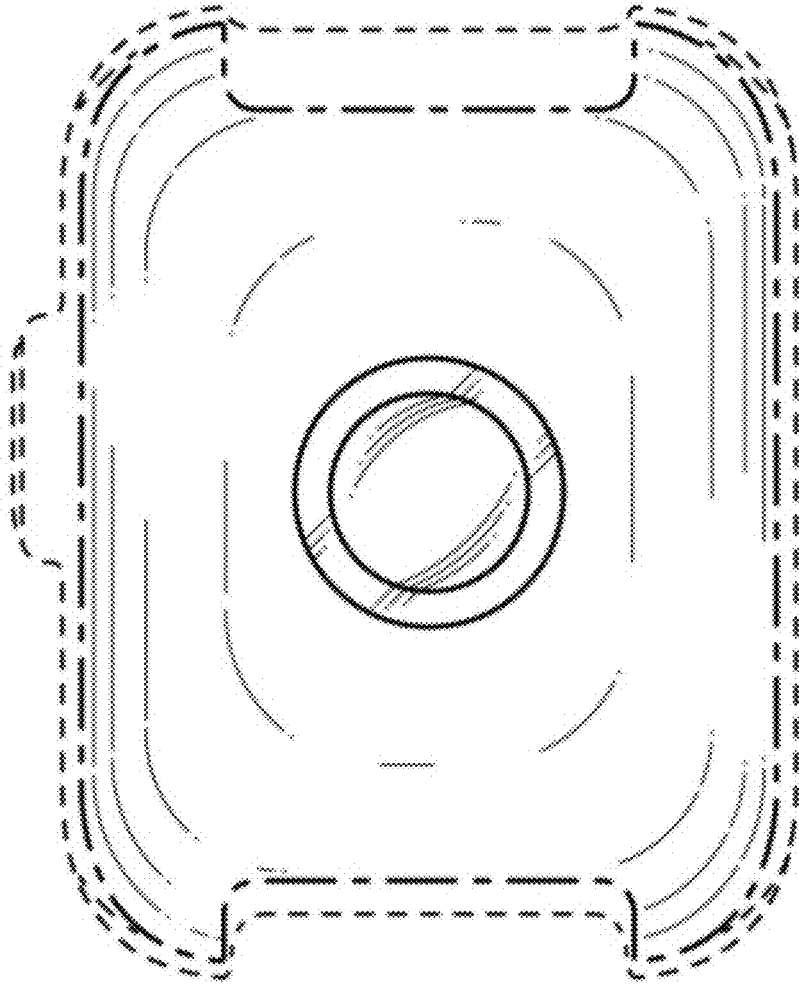
1.2



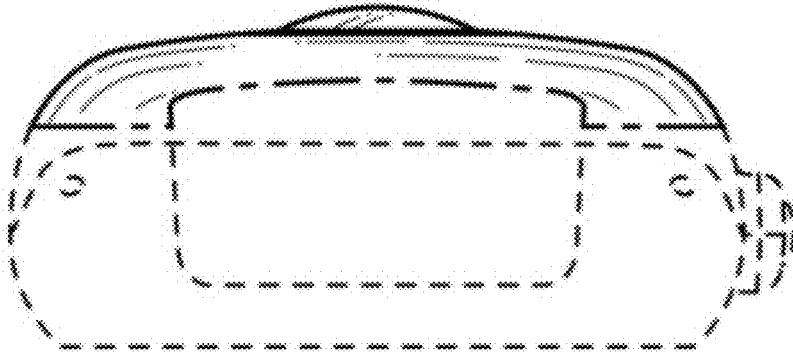
1.3



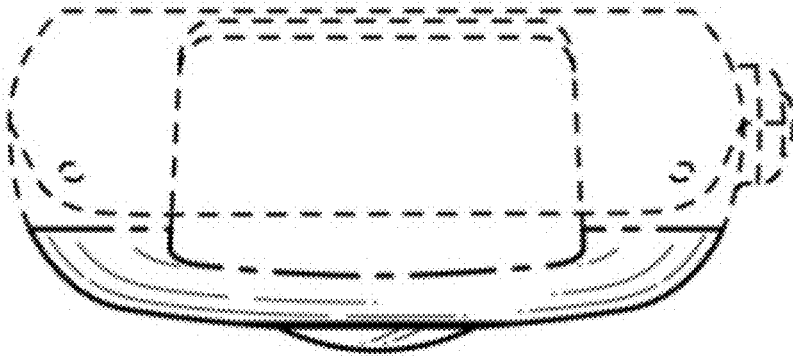
1.4



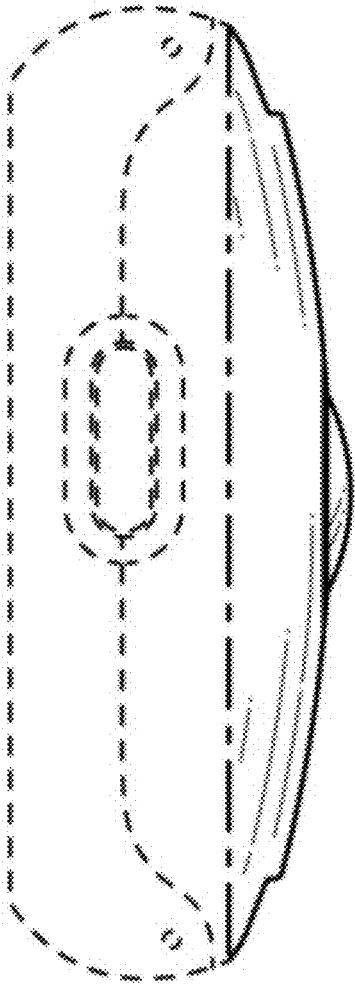
1.5




1.6



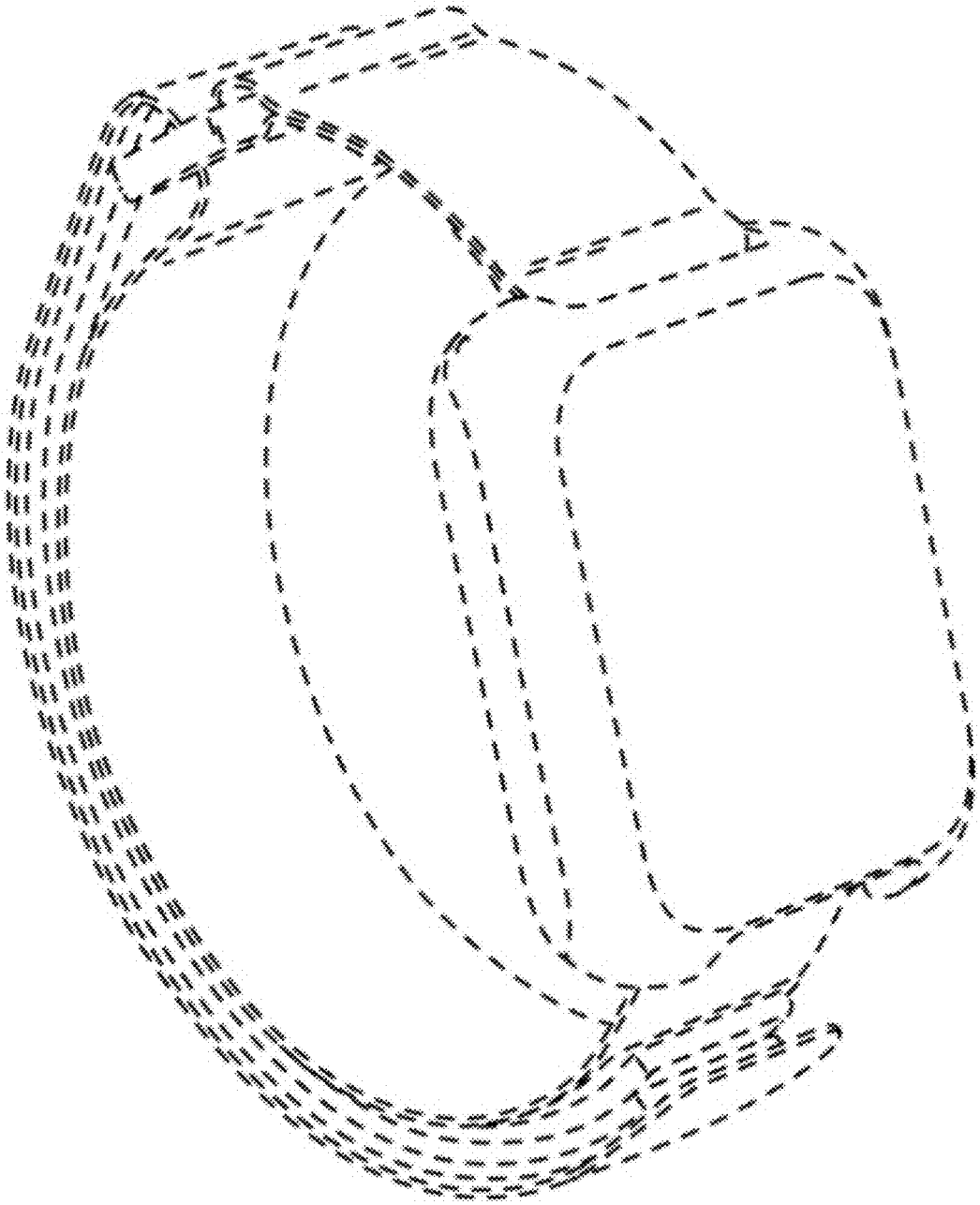
1.7



1.8



1.9



1.10

