



US00D475601S

(12) **United States Design Patent** (10) **Patent No.:** **US D475,601 S**
Huang (45) **Date of Patent:** **** Jun. 10, 2003**

(54) **HANDLE OF A STRING CUTTER FOR CUTTING THE SILICA GEL OF THE GLASS**

D451,779 S * 12/2001 du Sartel D8/107

* cited by examiner

(76) Inventor: **Chun Po Huang**, No.41, Lane 120, Wenshinnan 3rd Rd., Nantuen Chiu, Taiching (TW), 408

Primary Examiner—Philip S. Hyder

(74) *Attorney, Agent, or Firm*—Rosenberg, Klein & Lee

(**) Term: **14 Years**

(57) **CLAIM**

The ornamental design for a handle of a string cutter for cutting the silica gel of the glass, as shown and described.

(21) Appl. No.: **29/160,135**

DESCRIPTION

(22) Filed: **May 7, 2002**

(51) **LOC (7) Cl.** **08-05**

(52) **U.S. Cl.** **D8/107; D8/98**

(58) **Field of Search** D8/14, 95, 96, D8/97, 98, 107; 30/166.3, 517, 116; 83/830

FIG. 1 is a front-right-top perspective view of a handle of a string cutter for cutting the silica gel of the glass, showing my new design;

FIG. 2 is a front elevational view thereof;

FIG. 3 is a rear elevational view thereof;

FIG. 4 is a left side elevational view thereof;

FIG. 5 is a right side elevational view thereof;

FIG. 6 is a top plan view thereof;

FIG. 7 is a bottom plan view thereof; and,


FIG. 8 is a perspective view thereof, wherein the broken line environmental structure is for illustrative purposes only and forms no part of the claimed design.

(56) **References Cited**

U.S. PATENT DOCUMENTS

D208,997 S	*	10/1967	Anderson	D8/10
D299,612 S	*	1/1989	Bradley	D8/25
4,995,153 A	*	2/1991	Asbery	30/116
5,092,047 A	*	3/1992	Hinkley	30/166.3
D384,873 S	*	10/1997	Aquilina	D8/107
D401,833 S	*	12/1998	Whitehead et al.	D8/107

1 Claim, 6 Drawing Sheets



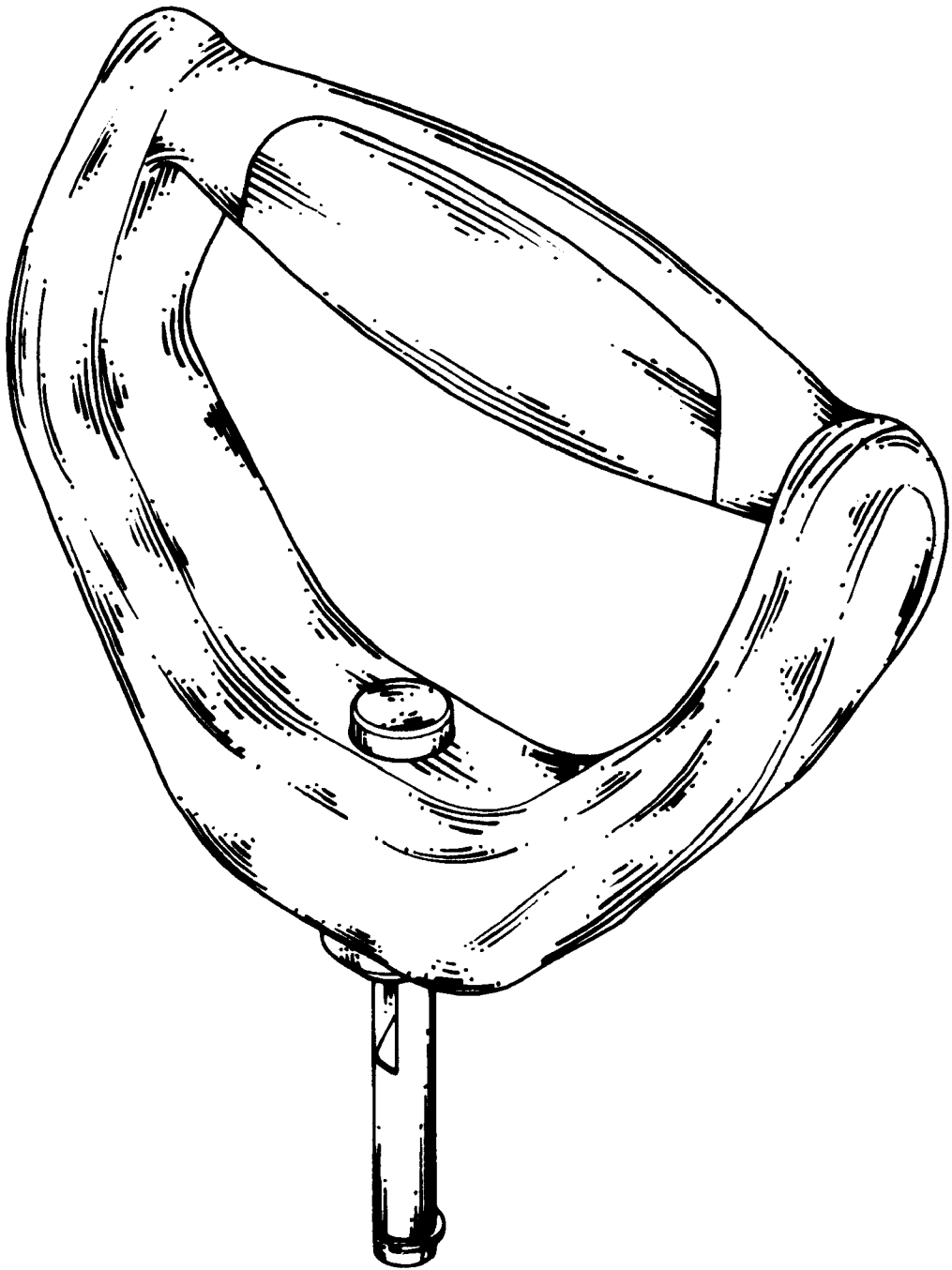


FIG. 1




FIG. 2

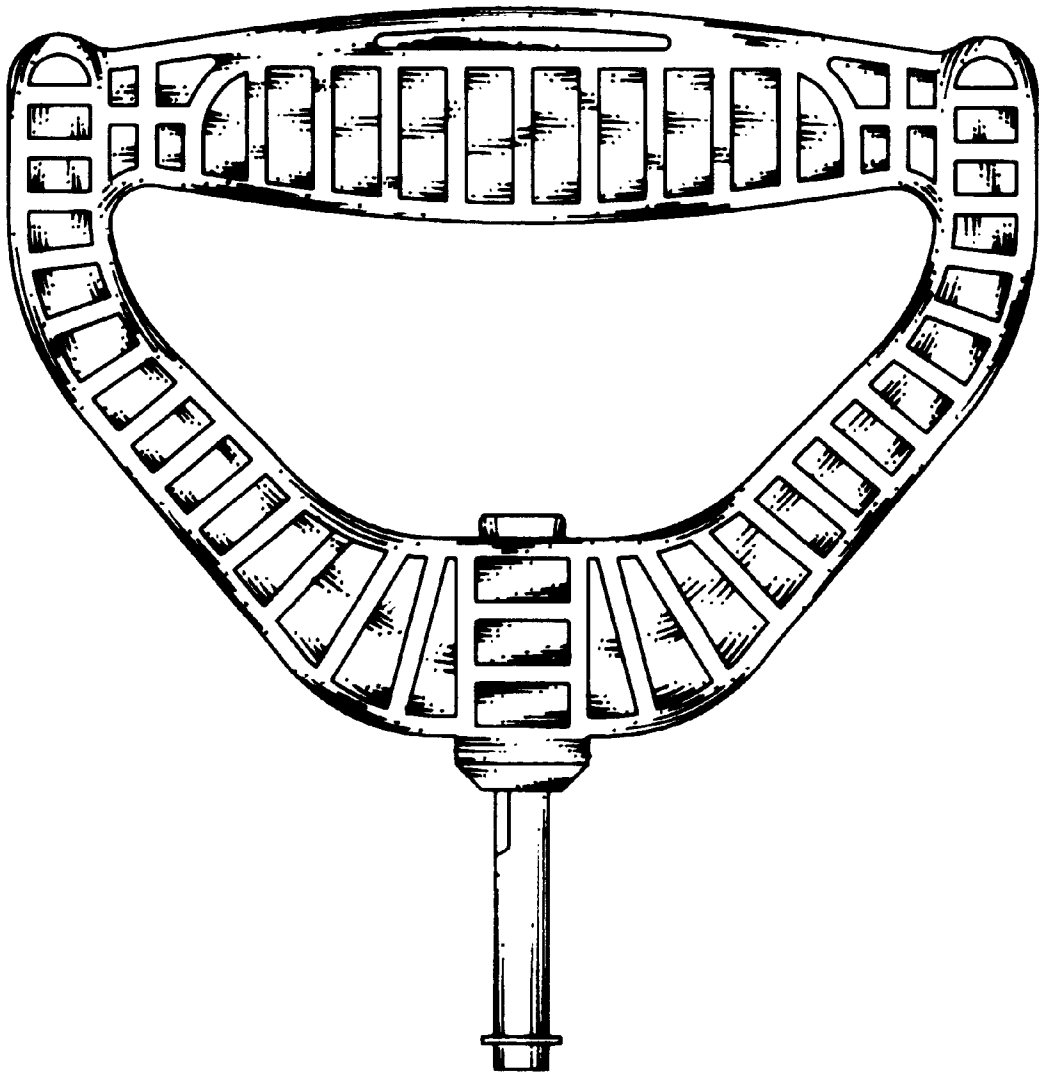


FIG. 3



FIG. 5

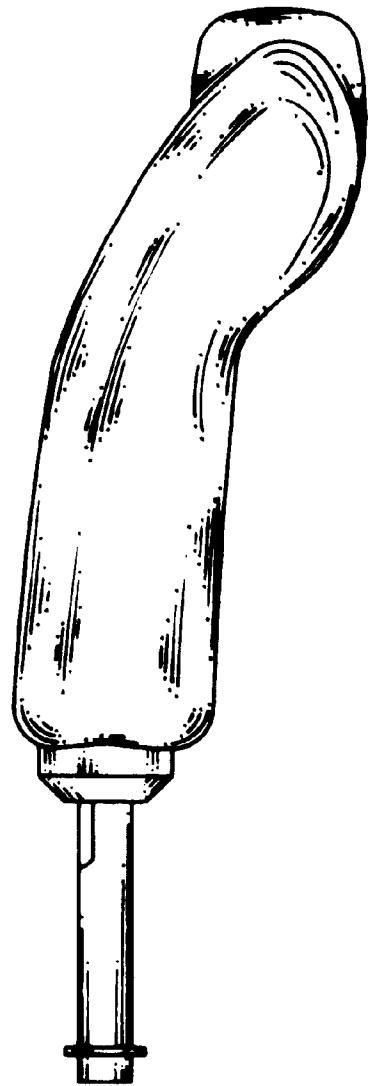


FIG. 4

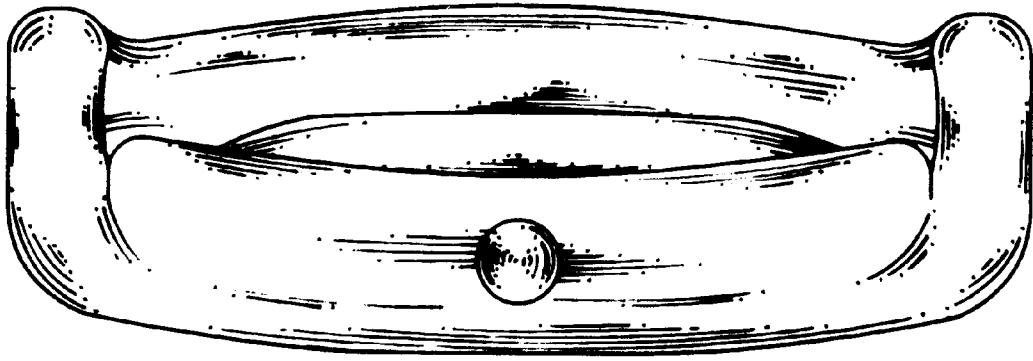


FIG. 6

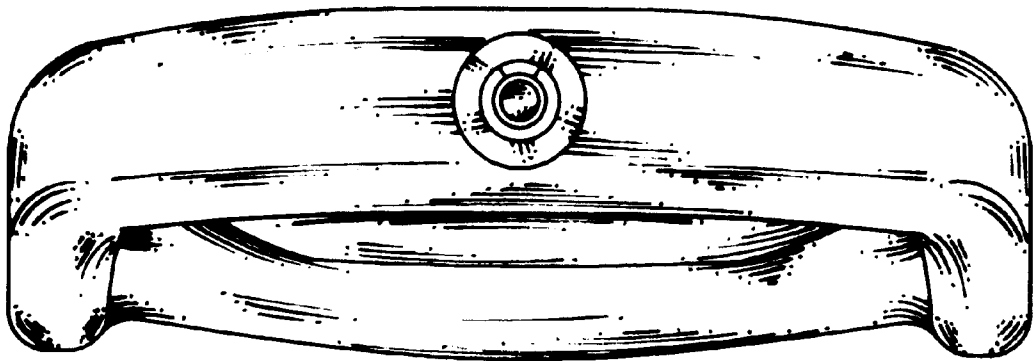


FIG. 7

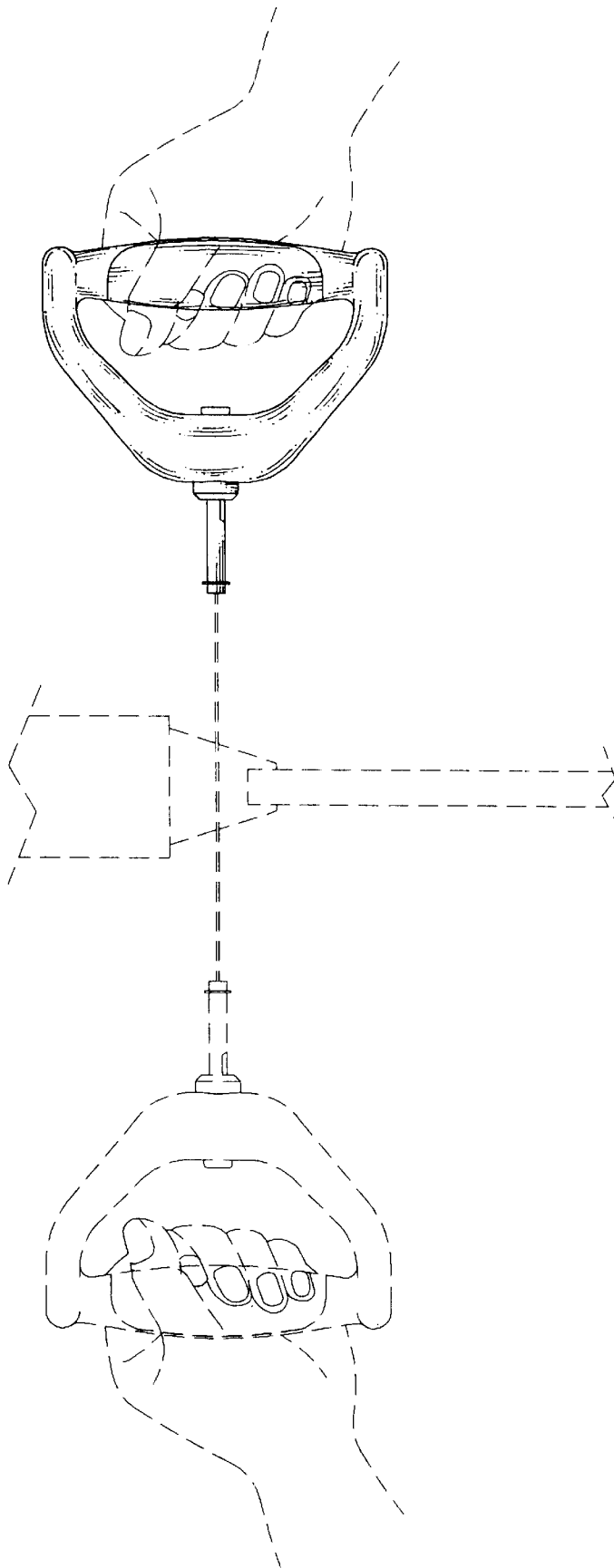


FIG. 8