



US00D668250S

(12) **United States Design Patent**  
**Flagiello et al.**

(10) **Patent No.:** **US D668,250 S**  
(45) **Date of Patent:** **\*\* Oct. 2, 2012**

(54) **FRONT BEZEL OF AN ELECTRONIC DOCUMENT READER**

(75) Inventors: **Caroline Flagiello**, San Francisco, CA (US); **Martin Zabaleta**, Menlo Park, CA (US); **James Yurchenco**, Palo Alto, CA (US); **Francis James Canova, Jr.**, Fremont, CA (US); **Carl Hayton**, Cambridge (GB); **Kenneth Ralph Venegas**, San Jose, CA (US)

(73) Assignee: **Plastic Logic Limited**, Cambridge (GB)

(\*\*) Term: **14 Years**

(21) Appl. No.: **29/393,449**

(22) Filed: **Jun. 3, 2011**

**Related U.S. Application Data**

(62) Division of application No. 29/361,991, filed on May 18, 2010, now Pat. No. Des. 641,352.

(30) **Foreign Application Priority Data**

Nov. 18, 2009 (EM) ..... 001178552-0001  
Nov. 18, 2009 (EM) ..... 001178552-0002

(51) **LOC (9) Cl.** ..... **14-02**

(52) **U.S. Cl.** ..... **D14/341; D14/439**

(58) **Field of Classification Search** ..... D14/341-347, D14/137, 138, 138.1, 138 AA, 138 R, 138 AB, D14/138 G, 138 A, 496, 426, 429, 129, 130, D14/420, 432, 439-441, 448, 125, 147, 156, D14/218, 250, 336, 203.1, 203.3, 203.4, 203.7, D14/388-390, 315-327; D21/324, 329, D21/330; D10/65, 104; D18/6-7; 345/169, 345/901, 905, 156, 157, 168, 173; 361/814, 361/680, 686, 679.27, 679.3; 341/22; 348/168; 379/433.04, 433.07, 433.11, 916, 433.01, 379/433.06; 248/917-924

See application file for complete search history.

(56) **References Cited**

U.S. PATENT DOCUMENTS

D306,583 S *	3/1990	Krolopp et al. ....	D14/137
D487,272 S *	3/2004	Korpai .....	D14/448
D487,465 S *	3/2004	Korpai .....	D14/448
D504,889 S *	5/2005	Andre et al. ....	D14/341
D550,270 S *	9/2007	Astill .....	D16/241
D558,756 S *	1/2008	Andre et al. ....	D14/341
D558,757 S *	1/2008	Andre et al. ....	D14/341
D580,387 S *	11/2008	Andre et al. ....	D14/138 G
D584,738 S *	1/2009	Kim et al. ....	D14/496
D585,888 S *	2/2009	Watson et al. ....	D14/341
D600,241 S *	9/2009	Andre et al. ....	D14/341
D602,014 S *	10/2009	Andre et al. ....	D14/341
D602,015 S *	10/2009	Andre et al. ....	D14/341

(Continued)

*Primary Examiner* — Barbara Fox

(74) *Attorney, Agent, or Firm* — Knobbe Martens Olson & Bear, LLP

(57) **CLAIM**

The ornamental design for a front bezel of an electronic document reader, as shown and described.

**DESCRIPTION**

FIG. 1 is a front side, right side, and bottom side perspective view of a front bezel of an electronic document reader of the present design;

FIG. 2 is a rear side elevational view of the front bezel of FIG. 1;

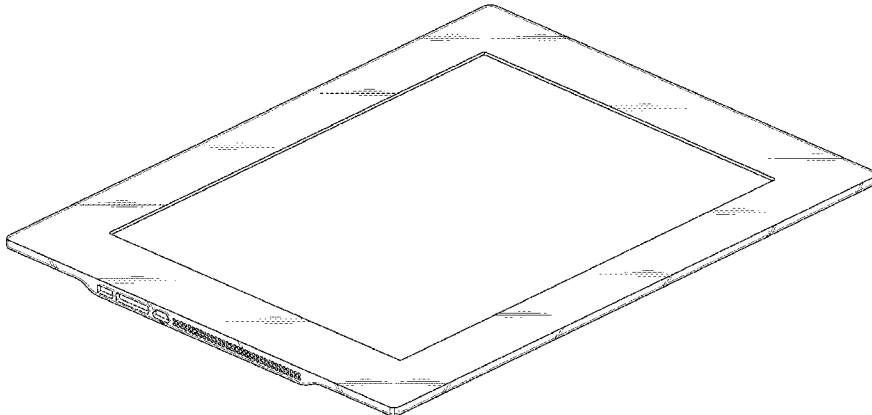
FIG. 3 is a front side elevational view of the front bezel of FIG. 1;

FIG. 4 is a left side elevational view of the front bezel of FIG. 1;

FIG. 5 is a right side elevational view of the front bezel of FIG. 1; and,

FIG. 6 is a bottom plan view of the front bezel of FIG. 1.

**1 Claim, 4 Drawing Sheets**



# US D668,250 S

Page 2

## U.S. PATENT DOCUMENTS

D602,017 S *	10/2009	Andre et al. ....	D14/341	D638,814 S *	5/2011	Sutherland et al. ....	D14/138 G
D602,487 S *	10/2009	Maskatia .....	D14/341	D639,261 S *	6/2011	Garnham et al. ....	D14/138 G
D605,157 S *	12/2009	Kim et al. ....	D14/138 G	D639,266 S *	6/2011	DeLorenzo et al. ....	D14/142
D609,705 S *	2/2010	Andre et al. ....	D14/374	D639,805 S *	6/2011	Song et al. ....	D14/341
D615,083 S *	5/2010	Andre et al. ....	D14/341	D640,219 S *	6/2011	Sutherland et al. ....	D14/138 G
D617,792 S *	6/2010	Andre et al. ....	D14/341	D640,578 S *	6/2011	Aihara et al. ....	D10/65
D617,793 S *	6/2010	Chiang et al. ....	D14/341	D640,663 S *	6/2011	Arnholt et al. ....	D14/138 G
RE41,501 E *	8/2010	Watson et al. ....	D14/341	D641,017 S *	7/2011	Meng .....	D14/341
D624,896 S *	10/2010	Park et al. ....	D14/138 G	D641,018 S *	7/2011	Lee et al. ....	D14/341
D626,437 S *	11/2010	Lee et al. ....	D10/65	D641,352 S *	7/2011	Flagiello et al. ....	D14/341
D627,777 S *	11/2010	Akana et al. ....	D14/341	D642,563 S *	8/2011	Akana et al. ....	D14/341
D627,779 S *	11/2010	Liao .....	D14/341	D645,037 S *	9/2011	Andre et al. ....	D14/341
D629,799 S *	12/2010	Andre et al. ....	D14/341	D645,833 S *	9/2011	Seflic et al. ....	D14/138 G
D630,630 S *	1/2011	Andre et al. ....	D14/341	D647,499 S *	10/2011	Page et al. ....	D14/138 AD
D633,090 S *	2/2011	Andre et al. ....	D14/341	D650,352 S *	12/2011	Cho .....	D14/138 G
D633,091 S *	2/2011	Andre et al. ....	D14/341	D650,381 S *	12/2011	Park et al. ....	D14/341
D633,092 S *	2/2011	Andre et al. ....	D14/341	2009/0219259 A1 *	9/2009	Kwon .....	345/173
D634,318 S *	3/2011	Buckle et al. ....	D14/341	2009/0231292 A1 *	9/2009	Hsieh et al. ....	345/173
D636,770 S *	4/2011	Li .....	D14/341	2009/0315690 A1 *	12/2009	Hwang et al. ....	340/407.2
D637,596 S *	5/2011	Akana et al. ....	D14/341	2011/0095999 A1 *	4/2011	Hayton .....	345/173

\* cited by examiner

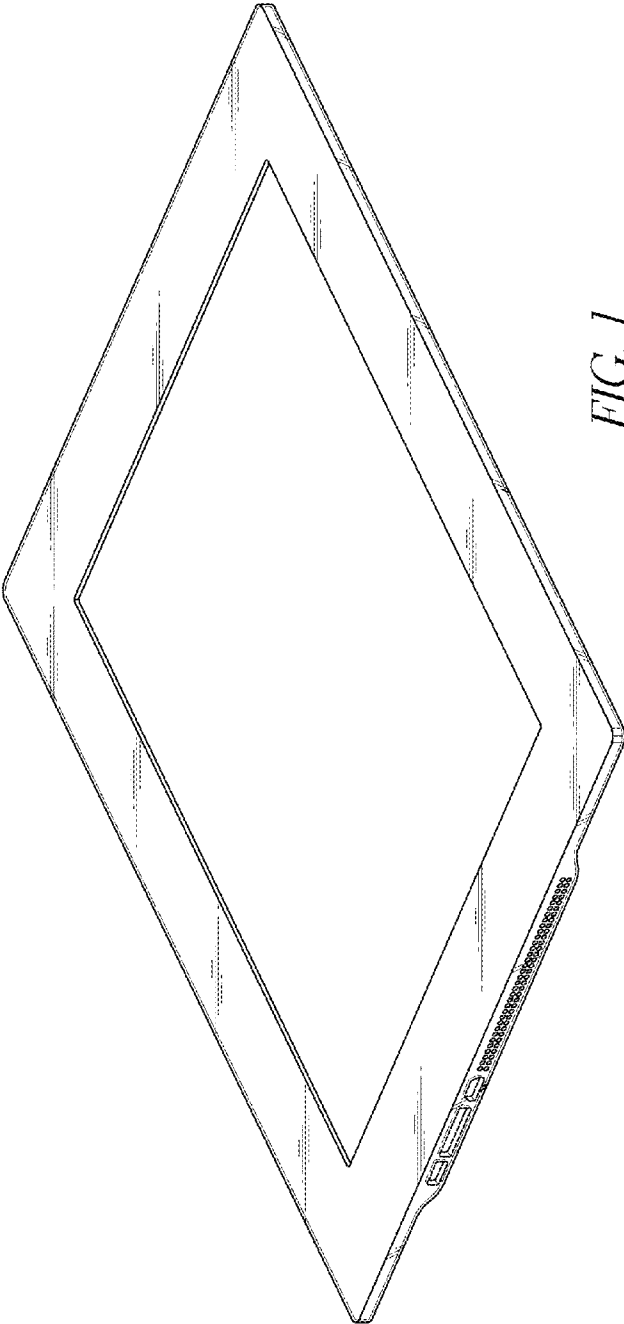


FIG. 1





FIG. 2



*FIG. 3*



FIG. 6

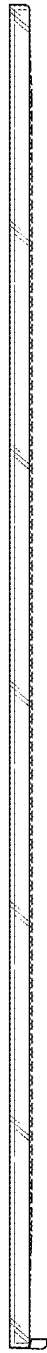


FIG. 5

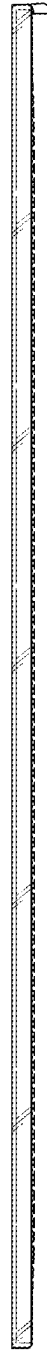


FIG. 4

UNITED STATES PATENT AND TRADEMARK OFFICE  
**CERTIFICATE OF CORRECTION**

PATENT NO. : D668,250 S  
APPLICATION NO. : 29/393449  
DATED : October 2, 2012  
INVENTOR(S) : Flagiello et al.

Page 1 of 1

It is certified that error appears in the above-identified patent and that said Letters Patent is hereby corrected as shown below:

On the Title Page, under item (73) Assignee, please delete “Plastic Logic Limited, Cambridge (GB).”

Signed and Sealed this  
Twenty-eighth Day of May, 2013



Teresa Stanek Rea  
*Acting Director of the United States Patent and Trademark Office*