

(12) **United States Design Patent**
Wright

(10) **Patent No.:** **US D867,768 S**
(45) **Date of Patent:** **** Nov. 26, 2019**

- (54) **FOOTWEAR HANGER**
- (71) Applicant: **Phineas Group (UK) Limited**, Bristol (GB)
- (72) Inventor: **Daniel Charles Wright**, Bristol (GB)
- (73) Assignee: **Phineas Group (UK) Limited**, Bristol (GB)
- (**) Term: **15 Years**
- (21) Appl. No.: **29/664,683**
- (22) Filed: **Sep. 27, 2018**
- (30) **Foreign Application Priority Data**

Mar. 27, 2018 (GB) 6031692

- (51) **LOC (12) Cl.** **06-08**
- (52) **U.S. Cl.**

USPC **D6/315**; D6/328

- (58) **Field of Classification Search**
- USPC D6/315-328
- CPC A47G 25/005; A47G 25/28; A47G 25/36; A47G 25/743; A47G 25/1457; A47F 7/08; A47F 7/19

See application file for complete search history.

- (56) **References Cited**

U.S. PATENT DOCUMENTS

D64,774 S	5/1924	Ten Eyck	
1,794,416 A	3/1931	Murray	
1,833,388 A	11/1931	Carmack	
D108,579 S	2/1938	Perrone	
D117,078 S	10/1939	Stein	
D149,517 S	5/1948	Read	
D164,710 S	10/1951	Perry	
3,194,458 A	7/1965	Bennett	
D210,333 S	2/1968	Apy	
D296,046 S *	6/1988	Marshall D6/315

4,823,962 A *	4/1989	Arias A47G 25/005
			211/113
5,282,553 A *	2/1994	Ibled A47G 25/005
			206/292
5,911,347 A *	6/1999	Jackstat A47G 25/005
			211/37
D432,584 S *	10/2000	Wakatake D20/42
6,402,105 B1 *	6/2002	Hoyt A47F 7/08
			211/113
7,219,821 B2 *	5/2007	Weal A47G 25/005
			223/85
D702,049 S	4/2014	Lazri	
D703,449 S *	4/2014	Collings D6/323
D709,293 S	7/2014	Collings	
D711,122 S	8/2014	Collings	
D711,124 S	8/2014	Collings	
D803,584 S *	11/2017	Segasby D6/315
D803,585 S *	11/2017	Segasby D6/315
D803,586 S *	11/2017	Segasby D6/315

(Continued)

Primary Examiner — Lauren R Calve

(74) *Attorney, Agent, or Firm* — Banner & Witcoff, Ltd.

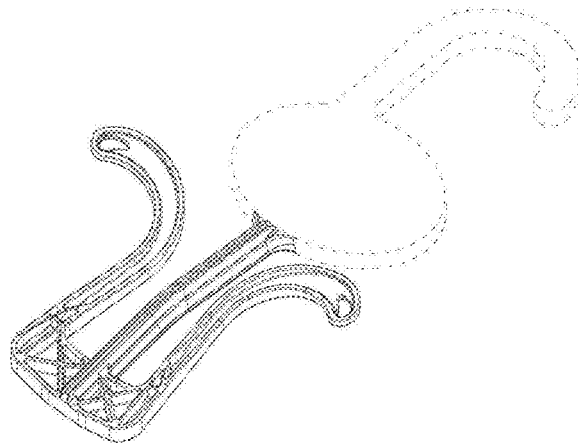
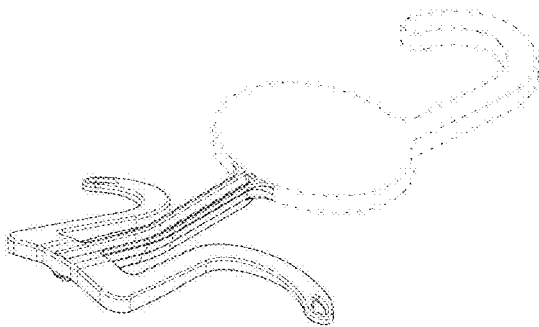
(57) **CLAIM**

The ornamental design for a footwear hanger, as shown and described.

DESCRIPTION

FIG. 1 is a bottom, front, right perspective view of a footwear hanger showing my new design;
 FIG. 2 is a front view thereof;
 FIG. 3 is a left side view thereof;
 FIG. 4 is a right side view thereof;
 FIG. 5 is a rear view thereof;
 FIG. 6 is a top view thereof;
 FIG. 7 is a bottom view thereof; and,
 FIG. 8 is a bottom, rear, left perspective view thereof.
 The broken lines depicting the remainder of the footwear hanger show features that form no part of the claimed design.

1 Claim, 8 Drawing Sheets



(56)

References Cited

U.S. PATENT DOCUMENTS

D804,197	S	*	12/2017	Segasby	D6/315
2007/0251894	A1	*	11/2007	Kelley	A47F 7/08
						211/34
2011/0247185	A1	*	10/2011	Bolden	A43B 3/00
						24/716
2013/0221040	A1	*	8/2013	Wright	A47G 25/005
						223/85

* cited by examiner

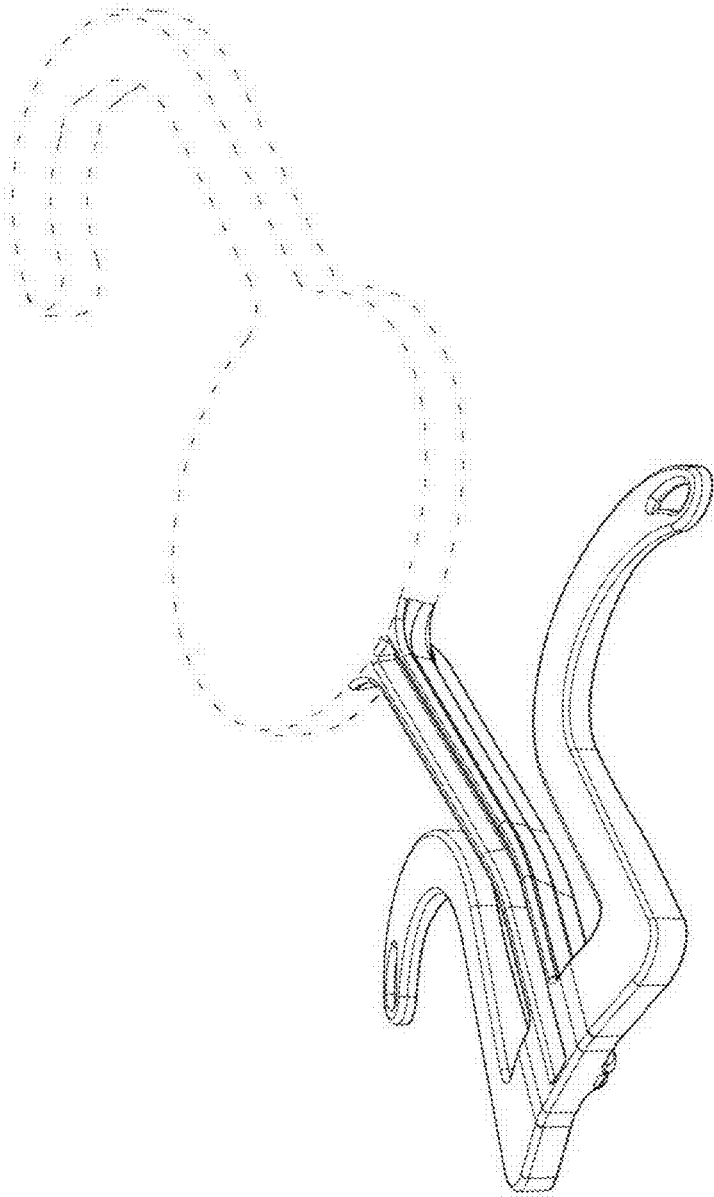


FIG. 1

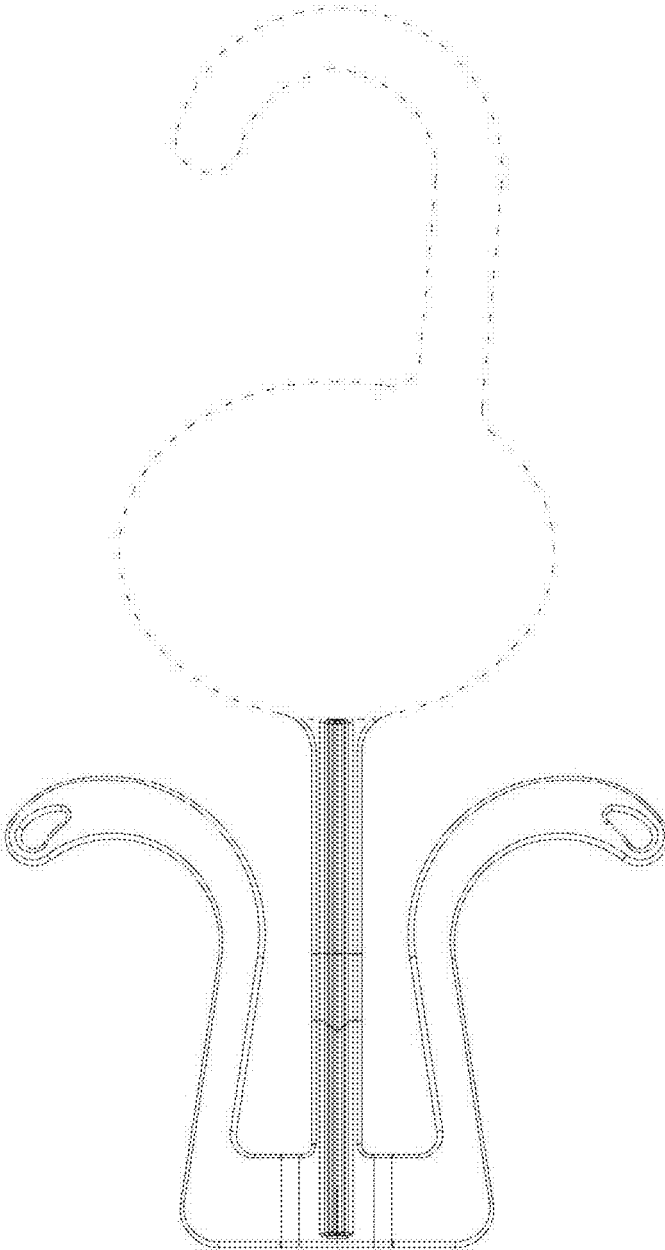


FIG. 2

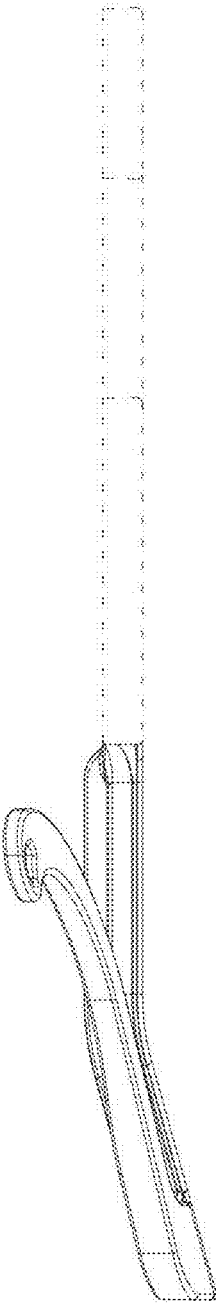


FIG. 3

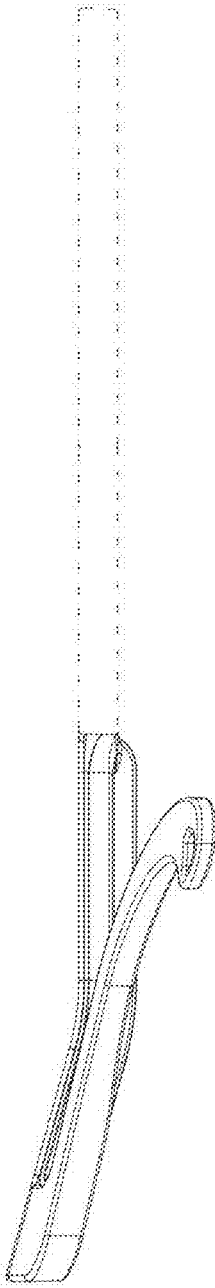


FIG. 4

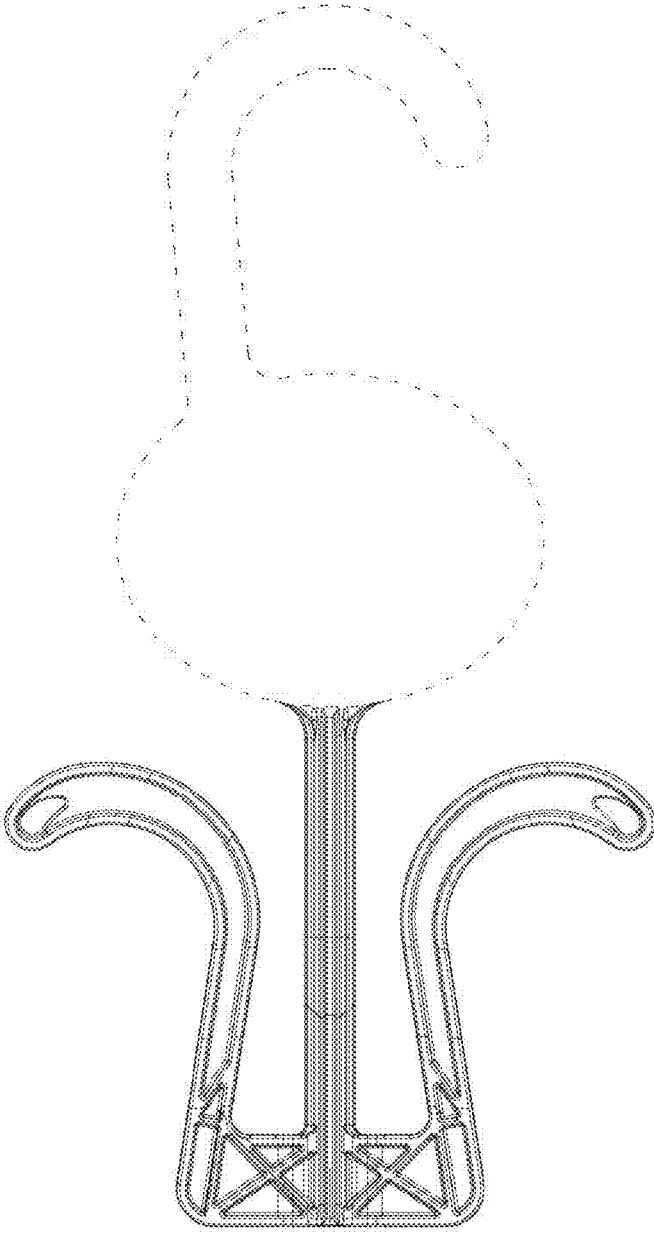


FIG. 5

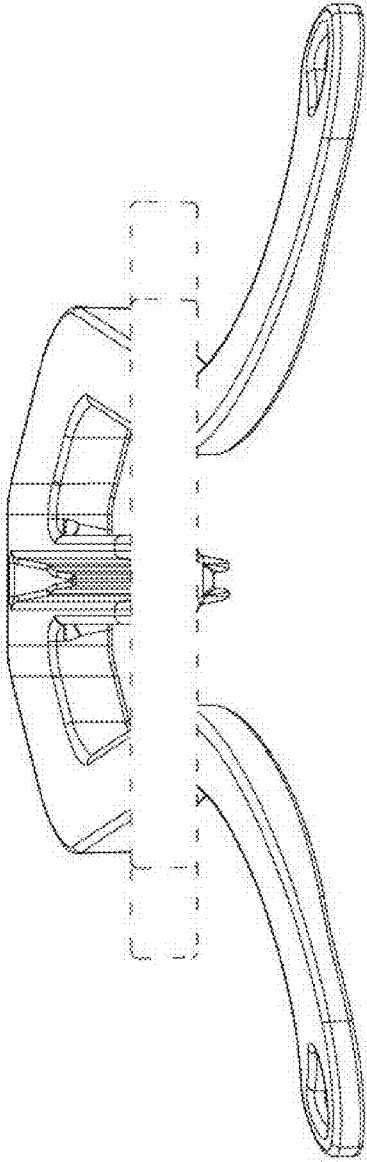


FIG. 6

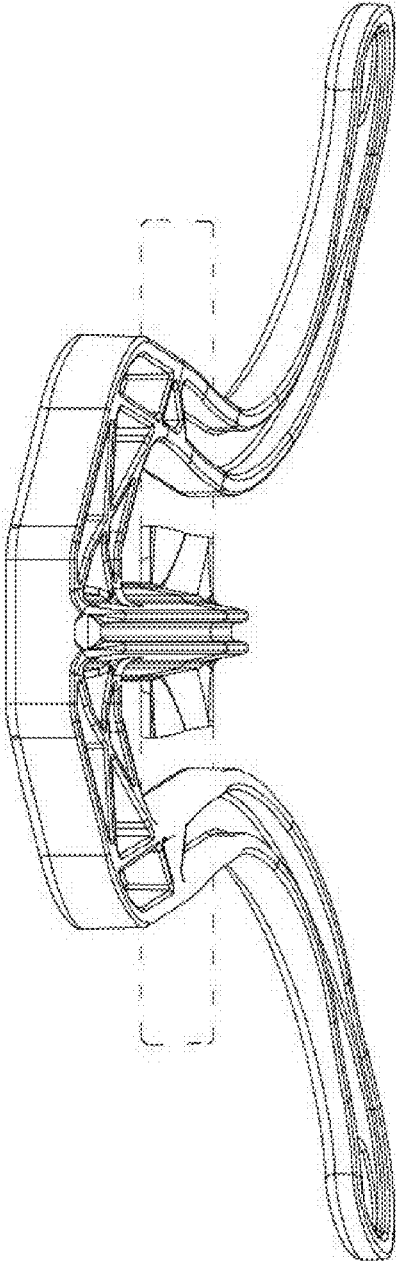


FIG. 7

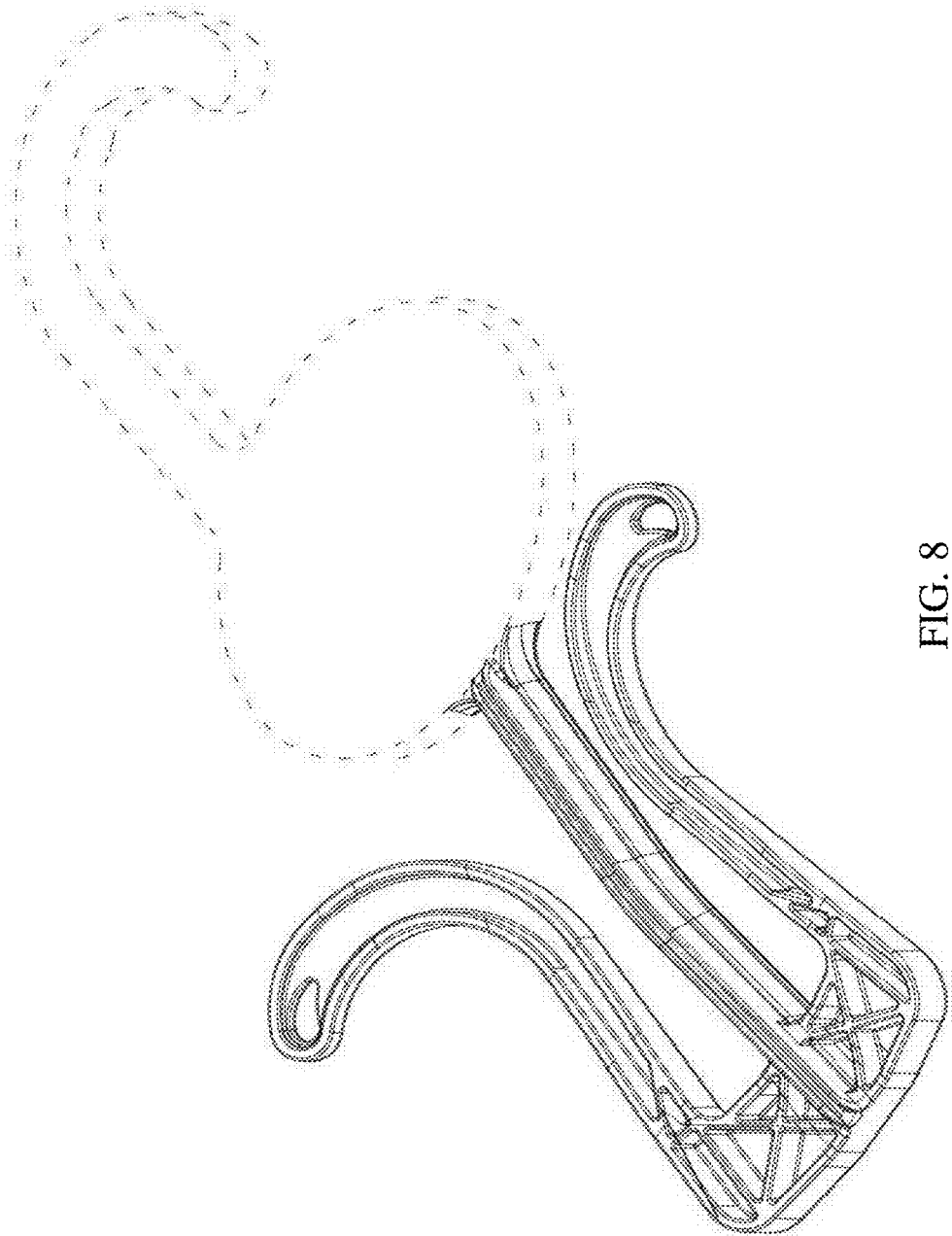


FIG. 8