



US00D887747S

(12) **United States Design Patent**
Chiang

(10) **Patent No.:** **US D887,747 S**

(45) **Date of Patent:** **** Jun. 23, 2020**

(54) **ADJUSTABLE WALL MOUNTED SHELF**

D491,752 S *	6/2004	Harwanko	D6/678.1
D547,585 S *	7/2007	Netto	D6/574
D622,527 S *	8/2010	Wang	D6/570
D832,613 S *	11/2018	Parikh	D6/574

(71) Applicant: **MyGift Enterprise, LLC**, Woodinville, WA (US)

* cited by examiner

(72) Inventor: **Cliff Chiang**, Woodinville, WA (US)

Primary Examiner — Mark Booker

(**) Term: **15 Years**

(74) *Attorney, Agent, or Firm* — Dean Craine; Marisa Whitaker

(21) Appl. No.: **29/669,634**

(22) Filed: **Nov. 9, 2018**

(57) **CLAIM**

(51) **LOC (12) Cl.** **06-04**

The ornamental design for an adjustable wall mounted shelf, as shown and described.

(52) **U.S. Cl.**

USPC **D6/574**

(58) **Field of Classification Search**

USPC D6/574, 553, 555, 567, 569, 479, 675.1, D6/678.1; 108/33, 40, 42, 115, 134; 206/509, 312.1; 211/13.1, 87.01, 85.17, 211/90.02, 126.5, 134; 312/107, 198

CPC A47B 95/008; A47B 96/06; A47B 95/00

See application file for complete search history.

DESCRIPTION

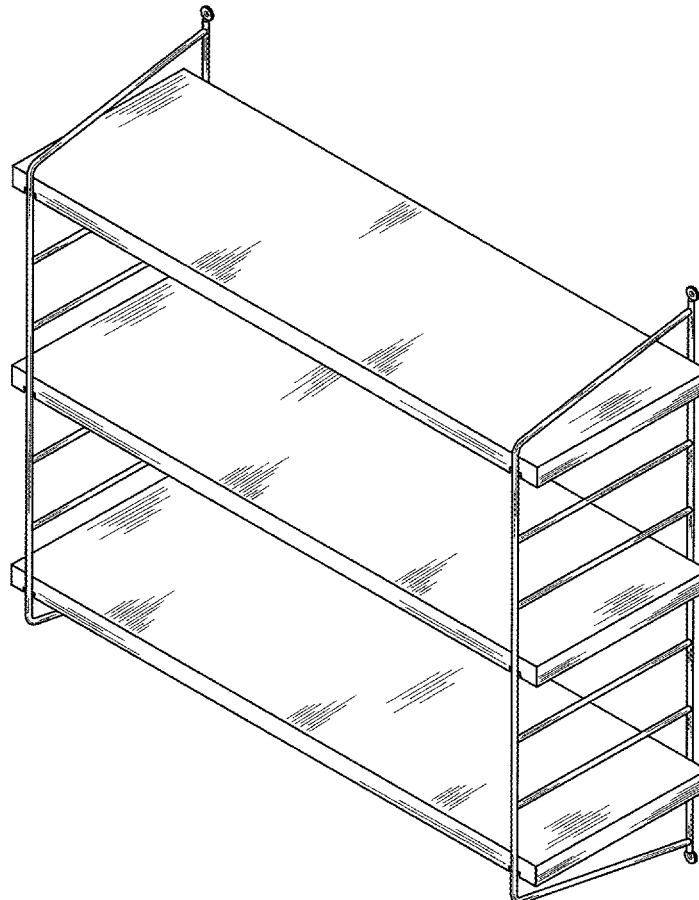
FIG. 1 is a front perspective view of an adjustable wall mounted shelf, showing my new design.
 FIG. 2 is a front elevational view of the invention
 FIG. 3 is a rear elevational view of the invention.
 FIG. 4 is a top plan view of the invention.
 FIG. 5 is a bottom plan view of the invention.
 FIG. 6 is a left side elevational view of the invention; and,
 FIG. 7 is a right side elevational view of the invention.

(56) **References Cited**

U.S. PATENT DOCUMENTS

D406,476 S *	3/1999	Boije	D6/574
D491,751 S *	6/2004	Harwanko	D6/675.1

1 Claim, 7 Drawing Sheets



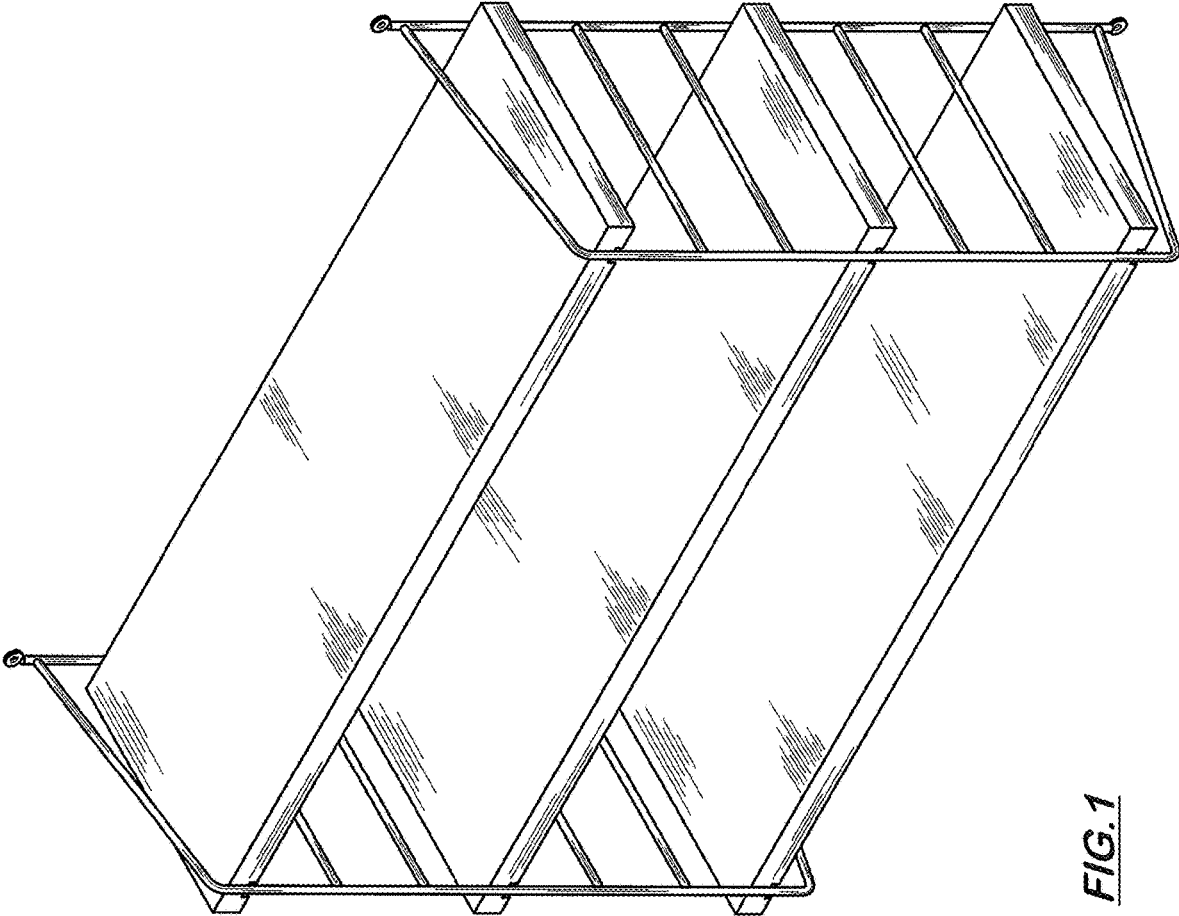


FIG. 1




FIG. 2




FIG. 3

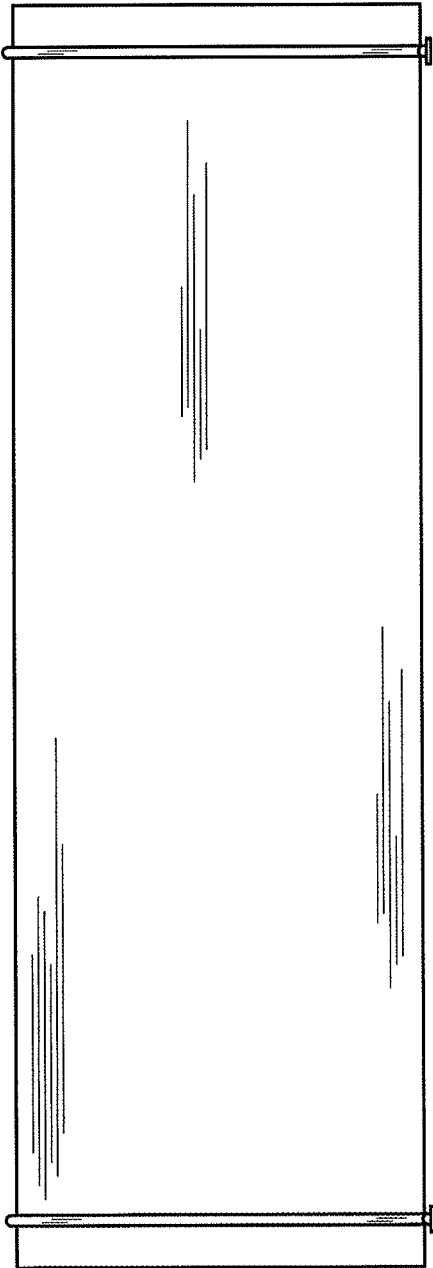


FIG. 4

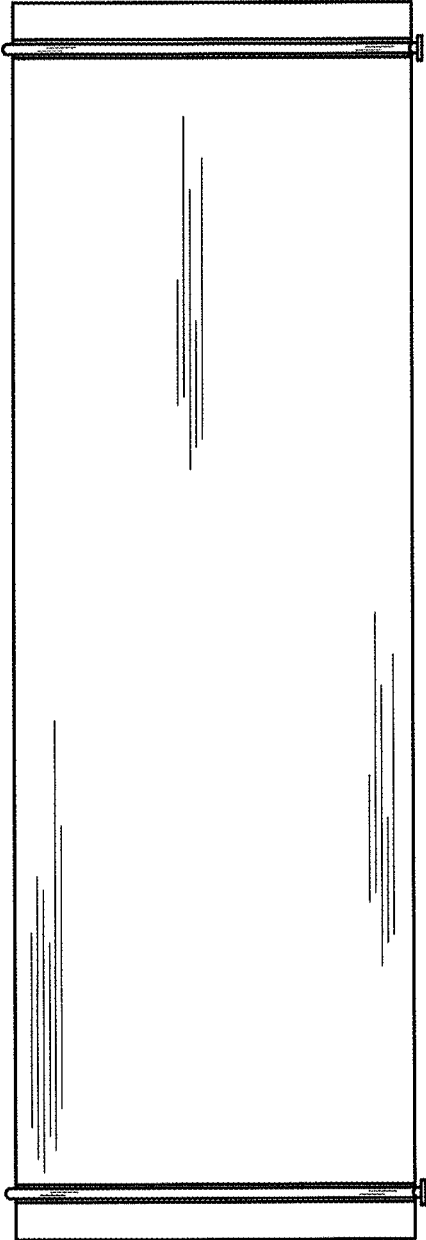


FIG. 5

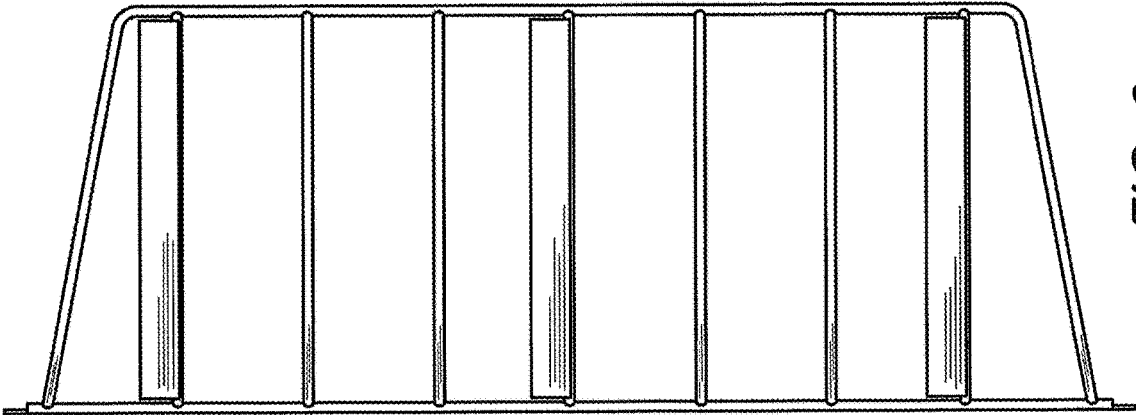


FIG. 6

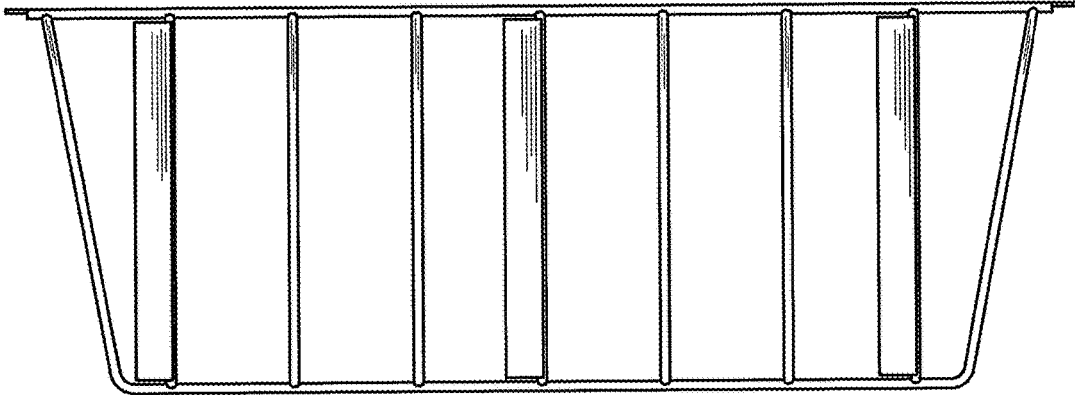


FIG. 7