



US00D570694S

(12) **United States Design Patent**
Venkatarman et al.

(10) **Patent No.:** **US D570,694 S**

(45) **Date of Patent:** **** Jun. 10, 2008**

(54) **PORTION OF A BOTTLE**

(75) Inventors: **Shriram Venkatarman**, Danbury, CT (US); **Roy Oommen**, Bloomfield, NJ (US); **Stuart M. Leslie**, Larchmont, NY (US); **Sungeun Kim**, Brooklyn, NY (US); **Taek Kim**, Washington Township, NJ (US)

5,906,286 A *	5/1999	Matsuno et al.	215/375
D412,845 S *	8/1999	Miller et al.	D9/434
D413,068 S *	8/1999	Thouin et al.	D9/551
D424,948 S *	5/2000	Ullmo	D9/540
D429,166 S *	8/2000	Ogg	D9/552
D432,020 S *	10/2000	Steward et al.	D9/540
D455,964 S *	4/2002	Patterson	D9/552
D522,871 S *	6/2006	Rowse et al.	D9/539
D525,140 S *	7/2006	Scott	D9/552

(73) Assignee: **PepsiCo, Inc.**, Purchase, NY (US)

* cited by examiner

(**) Term: **14 Years**

Primary Examiner—Carol Rademaker

(74) *Attorney, Agent, or Firm*—Banner & Witcoff, Ltd.

(21) Appl. No.: **29/297,848**

(22) Filed: **Nov. 20, 2007**

(57) **CLAIM**

Related U.S. Application Data

The ornamental design for a portion of a bottle, as shown and described.

(62) Division of application No. 29/235,179, filed on Jul. 28, 2005, now Pat. No. Des. 560,500.

DESCRIPTION

(51) **LOC (8) Cl.** **09-01**

FIG. 1 is a front elevational view of a bottle depicting the new design, taken in the direction of "Arrow 1" as shown in FIG. 5;

(52) **U.S. Cl.** **D9/516; D9/552**

FIG. 2 is a right side elevational view thereof, taken in the direction of "Arrow 2" as shown in FIG. 5;

(58) **Field of Classification Search** D9/516, D9/520, 530, 537-540, 548-552, 556-560, D9/564-565, 571-575, 682, 687-694, 434; D7/509-511; 215/381-385, 396, 398

FIG. 3 is rear elevational view thereof, taken in the direction of "Arrow 3" as shown in FIG. 5;

See application file for complete search history.

FIG. 4 is a left side elevational view thereof, taken in the direction of "Arrow 4" as shown in FIG. 5; and,

(56) **References Cited**

FIG. 5 is a top plan view thereof.

U.S. PATENT DOCUMENTS

The dash lines shown in the drawings are for illustrative purposes only and form no part of the claimed design. The dot-dash-dot lines shown in the drawings define the boundary of the claim and form no part of the claimed design.

D224,383 S *	7/1972	Mascia et al.	D9/552 X
D369,298 S *	4/1996	Weiss	D9/549
D379,154 S *	5/1997	Cox	D9/540
D381,272 S *	7/1997	Coons	D9/540
D385,796 S *	11/1997	Richardson	D9/537
D393,208 S *	4/1998	Wilson et al.	D9/538

1 Claim, 5 Drawing Sheets

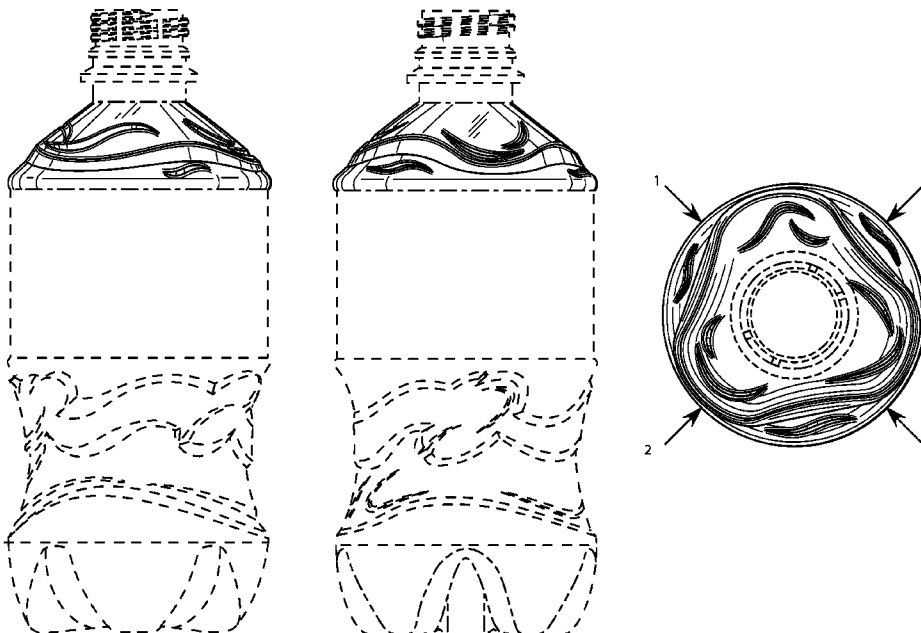


Fig. 1




Fig. 2




Fig. 3




Fig. 4




Fig. 5

