

(12) STANDARD PATENT
(19) AUSTRALIAN PATENT OFFICE

(11) Application No. **AU 2006204242 B2**

(54) Title
Apparatus and method for transmitting/receiving channel quality information in a communication system

(51) International Patent Classification(s)
H04L 27/26 (2006.01) **H04W 16/02** (2009.01)
H04W 24/10 (2009.01)

(21) Application No: **2006204242** (22) Date of Filing: **2006.01.05**

(87) WIPO No: **WO06/073271**

(30) Priority Data

(31) Number	(32) Date	(33) Country
10-2005-0000998	2005.01.05	KR
10-2005-0018372	2005.03.04	KR

(43) Publication Date: **2006.07.13**

(44) Accepted Journal Date: **2010.02.18**

(71) Applicant(s)
Samsung Electronics Co., Ltd.

(72) Inventor(s)
Chang, Jae-Hwan;Jeong, Joong-Ho;Joo, Pan-Yuh;Yoon, Soon-Young;Jang, Ji-Ho;Yang, Jang-Hoon;Sung, Sang-Hoon;Cho, Jae-Hee;Roh, Kwan-Hee

(74) Agent / Attorney
Griffith Hack, Level 3 509 St Kilda Road, Melbourne, VIC, 3004

(56) Related Art
US 2003/0148770
WO 2002/078211
US 2002/0019233
WO 2004/098072

(19) World Intellectual Property Organization
International Bureau



(43) International Publication Date
13 July 2006 (13.07.2006)

PCT

(10) International Publication Number
WO 2006/073271 A1

- (51) International Patent Classification:
H04L 27/26 (2006.01)
- (21) International Application Number:
PCT/KR2006/000042
- (22) International Filing Date: 5 January 2006 (05.01.2006)
- (25) Filing Language: English
- (26) Publication Language: English
- (30) Priority Data:
10-2005-0000998 5 January 2005 (05.01.2005) KR
10-2005-0018372 4 March 2005 (04.03.2005) KR
- (71) Applicant: **SAMSUNG ELECTRONICS CO., LTD.**
[KR/KR]; 416, Maetan-dong, Yeongtong-gu, Suwon-si,
Gyeonggi-do 442-742 (KR).

(KR). **ROH, Kwan-Hee**; #501, Gwangil Town., 1021-6, Yeongtong-dong, Yeongtong-gu, Suwon-si, Gyeonggi-do 443-813 (KR). **SUNG, Sang-Hoon**; #721-1404, Salgugol 7-danji Hyundai APT., Yeongtong-dong, Yeongtong-gu, Suwon-si, Gyeonggi-do 443-736 (KR).

(74) Agent: **LEE, Keon-Joo**; Mihwa Bldg., 110-2 Myongryun-dong 4-ga, Chongro-gu, Seoul 110-524 (KR).

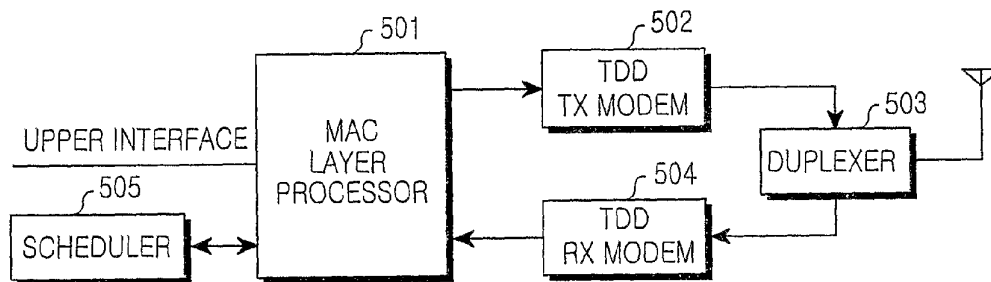
(81) Designated States (unless otherwise indicated, for every kind of national protection available): AE, AG, AL, AM, AT, AU, AZ, BA, BB, BG, BR, BW, BY, BZ, CA, CH, CN, CO, CR, CU, CZ, DE, DK, DM, DZ, EC, EE, EG, ES, FI, GB, GD, GE, GH, GM, HR, HU, ID, IL, IN, IS, JP, KE, KG, KM, KN, KP, KZ, LC, LK, LR, LS, LT, LU, LV, LY, MA, MD, MG, MK, MN, MW, MX, MZ, NA, NG, NI, NO, NZ, OM, PG, PH, PL, PT, RO, RU, SC, SD, SE, SG, SK, SL, SM, SY, TJ, TM, TN, TR, TT, TZ, UA, UG, UZ, VC, VN, YU, ZA, ZM, ZW.

(84) Designated States (unless otherwise indicated, for every kind of regional protection available): ARIPO (BW, GH, GM, KE, LS, MW, MZ, NA, SD, SL, SZ, TZ, UG, ZM, ZW), Eurasian (AM, AZ, BY, KG, KZ, MD, RU, TJ, TM), European (AT, BE, BG, CH, CY, CZ, DE, DK, EE, ES, FI, FR, GB, GR, HU, IE, IS, IT, LT, LU, LV, MC, NL, PL, PT, RO, SE, SI, SK, TR), OAPI (BF, BJ, CF, CG, CI, CM, GA, GN, GQ, GW, ML, MR, NE, SN, TD, TG).

Published:
— with international search report

For two-letter codes and other abbreviations, refer to the "Guidance Notes on Codes and Abbreviations" appearing at the beginning of each regular issue of the PCT Gazette.

(54) Title: APPARATUS AND METHOD FOR TRANSMITTING/RECEIVING CHANNEL QUALITY INFORMATION IN A COMMUNICATION SYSTEM



(57) Abstract: An apparatus and method for transmitting/receiving channel quality information (CQI) in a communication system having a frame including subchannels corresponding to the same frequency reuse factor or different frequency reuse factors. A base station (BS) allocates at least one of the subchannels in the frame to a subscriber station (SS), and sends a transmission request for a CQI for a subchannel desired to be received, to the SS. The SS measures channel quality for individual subchannels requested by the BS in response to the CQI request, and transmits the measured channel quality to the BS.

WO 2006/073271 A1

**APPARATUS AND METHOD FOR TRANSMITTING/RECEIVING
CHANNEL QUALITY INFORMATION IN A COMMUNICATION
SYSTEM**

5 **BACKGROUND OF THE INVENTION**

1. Field of the Invention

10 The present invention relates generally to a communication system using an Orthogonal Frequency Division Multiple Access (OFDMA) scheme (hereinafter referred to as an “OFDMA” communication system), and in particular, to an apparatus and method for transmitting/receiving channel quality information in an OFDMA communication system using multiple frequency reuse factors.

15 2. Description of the Related Art

Active research on a 4th generation (4G) communication system, which is the next generation communication system, is being conducted to provide users with services having various qualities-of-service (QoS) at a high data rate. Currently, the 4G communication system is being developed as a new
20 communication system that guarantees mobility and QoS for a wireless Local Area Network (LAN) system and a wireless Metropolitan Area Network (MAN) system, both of which guarantee a higher data rate, thereby to support high-speed services.

25 A system that employs an Orthogonal Frequency Division Multiplexing (OFDM) scheme or an OFDMA scheme to support a broadband transmission network for physical channels of the wireless MAN system is defined as a communication system based on the Institute of Electrical and Electronics Engineers (IEEE) 802.16 standard (hereinafter referred to as IEEE 802.16
30 communication system). The IEEE 802.16 communication system, which applies the OFDM/OFDMA schemes to the wireless MAN system, can support high-speed data transmission by transmitting physical channel signals using multiple subcarriers.

35 A communication system having a cellular structure (hereinafter referred to as a “cellular communication system”) may suffer inter-cell interference (ICI) because a plurality of cells constituting the cellular communication system can commonly use the limited resources, i.e., the limited frequency resources, code

- 2 -

resources, time slot resources, etc. The IEEE 802.16 communication system is a typical cellular communication system.

5 In the IEEE 802.16 communication system, if multiple cells share the frequency resources, system performance deteriorates due to the ICI. In some cases, however, the frequency resources are reused in order to increase the total capacity of the IEEE 802.16 communication system. A ratio of the reused frequency resources is referred to as a "frequency reuse factor," and a frequency reuse factor K is defined as an operation of repeatedly using the same frequency resource, or frequency band, for every K cells/sectors. As a result, the frequency reuse factor is determined according to the number of cells/sectors that do not use the same frequency resource.

15 A concept of the frequency reuse factor will now be described with reference to the diagram of FIG. 1, which illustrates a frequency reuse concept in a cellular communication system. Referring to FIG. 1, a frequency $F1$ used in a cell with radius R is reused in another cell with radius R .

20 FIG. 2 is a diagram schematically illustrating a resource allocation method based on multiple frequency reuse factors in a conventional IEEE 802.16 communication system. Referring to FIG. 2, a cell center 201 located in the vicinity of a base station (BS) allocates a resource with $K=1$ to a subscriber station (SS) because it has a higher carrier-to-interference and noise ratio (CINR). On the contrary, a cell boundary 203 located farther from the BS allocates a resource with $K>1$ to the SS because it has a lower CINR. In this manner, the BS (or upper node) uses a different frequency reuse factor according to a channel state in the process of allocating a resource to the SS, thereby increasing resource efficiency.

30 FIG. 3 is a graph illustrating a relationship between a distance from a BS and a CINR separately for $K=1$ and $K>1$ in an IEEE 802.16 communication system. Referring to FIG. 3, for $K>1$, frequency efficiency is higher at the cell boundary.

35 Therefore, in the IEEE 802.16 communication system, a BS uses the frame in which a frequency reuse factor '1' and a frequency reuse factor 'K' coexist, in order to provide smooth service or safely transmit important information such as control information to an SS located in the cell boundary.

- 3 -

FIG. 4 is a diagram illustrating a format of an OFDMA-based frame in an IEEE 802.16 communication system. Referring to FIG. 4, an OFDMA frame includes subchannel allocation regions having various subchannel allocation schemes. That is, the OFDMA frame includes a Partial Usage of Subchannels (PUSC) allocation region, a Full Usage of Subchannels (FUSC) allocation region, an Optional FUSC allocation region, and a Band Adaptive Modulation & Coding (Band AMC) allocation region.

The allocation region is a variable region, a length of which is changeable by a BS. For the change in the allocation region, the BS broadcasts a downlink MAP (DL-MAP) to SSs to inform the SSs of the change in the allocation region. The BS always uses a frequency reuse factor '1' for the FUSC and Optional FUSC allocation regions, and uses a frequency reuse factor '1' or 'N' for PUSC and Band AMC allocation regions.

The IEEE 802.16 communication system uses various schemes, in particular an Adaptive Modulation and Coding (AMC) scheme, in order to support high-speed data transmission. The AMC scheme refers to a data transmission scheme that determines a different modulation scheme and coding scheme according to a channel state between a cell, or BS, and an SS, thereby improving the total efficiency of the cell. The AMC scheme has a plurality of modulation schemes and a plurality of coding schemes, and modulates/codes channel signals with a combination of the modulation schemes and the coding schemes.

Commonly, each of the combinations of the modulation schemes and the coding schemes is referred to as a Modulation and Coding Scheme (MCS), and a plurality of MCSs with a level #1 to a level #N can be defined according to the number of the MCSs. That is, the AMC scheme adaptively determines a level of the MCS according to a channel state between the BS and the SS, thereby improving the total system efficiency. Therefore, a scheduler of the BS must be aware of Channel Quality Information (CQI) for each of SSs. To this end, the SS measures its channel state and reports an associated CQI to the BS, and the BS determines an MCS level for the corresponding SS taking the reported CQI into account. However, if the CQI reported from the SS is incorrect, the BS may allocate an inappropriate MCS level, causing a loss of radio resources and a reduction in system performance.

Generally, there are two possible methods for feeding back a CQI from an SS to a BS in the IEEE 802.16 communication system. One method feeds back the CQI using messages defined in a Medium Access Control (MAC) layer, for example, Report-Request (REP-REQ) and Report-Response (REP-RSP) messages, and another method feeds back the CQI using a Channel Quality Indicator Channel (CQICH) defined in a physical layer. The names of the messages and/or channels are subject to change.

In a method of transmitting/receiving a CQI in the MAC layer, the BS transmits a REP-REQ message for requesting a CQI report to an SS, and the SS transmits a REP-RSP message to the BS to report a measured CQI. Herein, the REP-RSP message may be used as an unsolicited message.

In a method of transmitting/receiving a CQI in the physical layer, the BS transmits a CQICH allocation Information Element (IE) message to each of SSs to allocate a dedicated CQI channel, and the SS reports a CQI using the allocated dedicated CQI channel. Herein, the CQI can be a CINR.

The SS can report a CQI by measuring channel quality for either a particular subchannel or a reference signal in a frame.

In the former case where the SS measures channel quality for a particular subchannel, the SS can report a correct CQI, in which even the interference (or loading) from neighboring cells or sectors is reflected. However, for the channel quality measurement, the SS must process a data signal for the particular subchannel, causing an increase in calculation required by the SS to acquire the data signal.

On the contrary, in the latter case where the SS measures channel quality using its known reference signal, the SS can reduce calculation required for the channel quality measurement. In this case, however, the SS cannot report a CQI, in which even the interference (or loading) from neighboring cells or sectors is reflected. Therefore, the SS reports an equivalent CQI measured for the maximum possible interference (loading). The term "equivalent CQI" refers to a CQI measured in such a manner that an SS measures strength of a boosted reference signal, and subtracts the boosted value from the strength of the reference signal when reporting a CQI. The reference signal can be a preamble or pilot signal.

SUMMARY OF THE INVENTION

5 The IEEE 802.16 communication system, an SS feeds back only one measured CQI, i.e., one measured CINR value to a BS through a REP-RSP message or a dedicated CQI channel, for all the cases where the SS is allocated a subchannel, except for the case where the SS is allocated a Band AMC subchannel. Therefore, the BS has no way to determine whether the CINR value reported from the SS is for a frequency reuse factor '1' or a frequency reuse factor
10 'K' which is positive integer greater than one.

As the frequency reuse factor increases, the BS receives a CQI having a higher CINR value from the SS. For example, if the SS reports a CINR value for a frequency reuse factor '1' in the state where a frequency reuse factor for a subchannel actually allocated to the SS is 'K', the reported CINR value is lower than an actual CINR value. In this case, even though the SS can be allocated an MCS level having higher modulation order and coding rate and perform communication at a higher data rate, it receives a service at a lower data rate due to the report of the incorrectly measured CINR. This wastes radio resources.
15

On the contrary, if the SS reports a CINR value for a frequency reuse factor 'K' in the state where a frequency reuse factor for a subchannel actually allocated to the SS is '1', the reported CINR value is higher than an actual CINR value. In this case, the SS reports less interference than actual interference, increasing a transmission error probability. As a result, in order for the BS to effectively utilize the AMC scheme, it is preferable that the SS report a CQI for each of the individual subchannels corresponding to different frequency reuse factors, existing in a frame. However, such a scheme is not disclosed in IEEE 802.16 standard. In addition, the IEEE 802.16 standard has not defined how the
20 BS could determine whether the SS reports a CQI for a particular subchannel or an equivalent CQI.
25

According to one aspect of the present invention, there is provided a method for transmitting/receiving channel quality information (CQI) in a communication system including a base station (BS) and a subscriber station (SS), the method comprising:
30

requesting, from the SS by the BS, CQI for downlink resources corresponding to a frequency reuse factor, which is designated to the SS by the
35

BS;

measuring, by the SS, channel quality of the downlink resources in response to the CQI request; and

5 transmitting, from the SS to the BS, CQI corresponding to the measured channel quality,

wherein the SS measures the channel quality by measuring a strength of a boosted reference signal and subtracting the strength of the boosted reference signal from a strength of a reference signal.

10 According to another aspect of the present invention, there is provided a method for transmitting/receiving channel quality information (CQI) in a communication system including a base station (BS) and a subscriber station (SS), the method comprising:

15 transmitting, from the BS to the SS, a transmission request for a CQI for subchannels corresponding to a frequency reuse factor, which is designated to the SS by the BS;

measuring, by the SS, channel quality for individual subchannels designated by the BS, in response to the transmission request for the CQI; and

20 transmitting, from the SS to the BS, CQI corresponding to the measured channel quality,

wherein the SS measures the channel quality for the individual subchannels by measuring a strength of a boosted reference signal and subtracting the strength of the boosted reference signal from a strength of a reference signal.

25 According to another aspect of the present invention, there is provided an apparatus for transmitting channel quality information (CQI) in a subscriber station (SS) of a communication system that utilizes frames for communication, wherein each of the frames includes a plurality of allocation regions, and a frequency reuse factor is individually set in each of the allocation regions,, the apparatus comprising:

30 a receiver for receiving, from a base station (BS), a transmission request message for CQI of an allocation region desired to be received by the BS from among the plurality of allocation regions wherein the transmission request message includes information on a request for reporting, by the SS, a Carrier-to-
35 Interference and Noise Ratio (CINR) measurement corresponding to the allocation region having a frequency reuse factor K, which is designated to the SS by the BS;

a channel quality measurer for measuring channel quality for the

allocation region corresponding to the frequency reuse factor K, when the transmission request message is detected; and

a CQI generation/transmission unit for transmitting CQI corresponding to the measured channel quality for the allocation region to the BS.

5

According to a further aspect of the present invention, there is provided an apparatus for receiving channel quality information (CQI) in a base station (BS) of a communication system that utilizes frames for communication, wherein each of the frames includes a plurality of allocation regions, and a frequency reuse factor is individually set in each of the allocation regions, the apparatus comprising:

10

a scheduler for sending, to a subscriber station (SS), a transmission request message for CQI of an allocation region desired to be received from among the plurality of allocation regions, wherein the transmission request message includes information on a request for reporting a Carrier-to-Interference and Noise Ratio (CINR) measurement corresponding to the allocation region having a frequency reuse factor K, which is designated to the SS by the BS; and a receiver for receiving the CQI for the allocation region from the SS and providing the CQI to the scheduler to be used for performing scheduling.

15

20

According to yet another aspect of the present invention, there is provided a method for transmitting channel quality information (CQI) by a subscriber station (SS) in a communication system that utilizes frames, wherein each of the frames includes a plurality of allocation regions, and a frequency reuse factor is individually set in each of the allocation regions, the method comprising:

25

receiving, by the SS from a base station (BS), a transmission request message for CQI of an allocation region desired to be received by the BS from among the plurality of allocation regions, wherein the transmission request message includes information on a request for reporting, by the SS, a Carrier-to-Interference and Noise Ratio (CINR) measurement corresponding to the allocation region having a frequency reuse factor K, which is designated to the SS by the BS;

30

35

measuring channel quality for the allocation region corresponding to the frequency reuse factor K; and

transmitting, by the SS to the BS, CQI corresponding to the measured channel quality for the allocation region.

According to still another aspect of the present invention, there is provided a method for receiving channel quality information (CQI) by a base station (BS) in a communication system that utilizes frames for communication, wherein each of the frames includes a plurality of allocation regions, and a frequency reuse factor is individually set in each of the allocation regions, the method comprising:

5 sending, from the BS to a subscriber station (SS), a transmission request message for CQI of an allocation region desired to be received by the BS from among the plurality of allocation regions, wherein the transmission request message includes information on a request for reporting, by the SS, a Carrier-to-Interference and Noise Ratio (CINR) measurement corresponding to the allocation region having a frequency reuse factor K , which is designated to the SS by the BS; and

10 receiving, by the BS from the (SS), the CQI for the allocation region.

BRIEF DESCRIPTION OF THE DRAWINGS

20 Objects, features and advantages of the present invention will become more apparent from the following detailed description when taken in conjunction with the accompanying drawings in which:

FIG. 1 is a diagram illustrating a frequency reuse concept in a cellular communication system;

25 FIG. 2 is a diagram schematically illustrating a resource allocation method based on multiple frequency reuse factors in a conventional IEEE 802.16 communication system;

FIG. 3 is a graph illustrating a relationship between a distance from a BS and a CINR separately for $K=1$ and $K>1$ in an IEEE 802.16 communication system;

30 FIG. 4 is a diagram illustrating a format of an OFDMA-based frame in an IEEE 802.16 communication system;

FIG. 5 is a block diagram illustrating a structure of a BS apparatus for instructing a CQI report in an IEEE 802.16 communication system according to embodiments of the present invention;

35 FIG. 6 is a block diagram illustrating a structure of an SS apparatus for measuring and reporting a CQI in an IEEE 802.16 communication system according to the present invention;

FIG. 7 is a signaling diagram illustrating a signal transmission/reception process according to the present invention;

5 FIG. 8 is a flowchart illustrating a BS's operation according to the present invention; and

FIG. 9 is a flowchart illustrating an SS's operation according to the present invention.

DETAILED DESCRIPTION OF PREFERRED EMBODIMENTS

5 Preferred embodiments of the present invention will now be described in detail with reference to the annexed drawings. In the following description, a detailed description of known functions and configurations incorporated herein has been omitted for clarity and conciseness.

10 In a communication system using an Orthogonal Frequency Division Multiple Access (OFDMA) scheme (hereinafter referred to as an "OFDMA communication system") according to the present invention, a base station (BS) transmits a newly defined Report-Request (REP-REQ) message for requesting channel quality information (CQI) to a subscriber station (SS), and the SS
15 transmits a CQI to the BS using a newly defined Report-Response (REP-RSP) message. The CQI can be a carrier-to-interference and noise ratio (CINR) or a received signal strength indicator (RSSI). It will be assumed herein that the CQI is a CINR.

20 The REP-REQ message is a message used for instructing a CQI report for each of individual subchannels corresponding to different frequency reuse factors, in one frame, and the REP-RSP message is a message used for recording therein a CINR value for each of individual subchannels, measured in response to the CQI report instruction in the REP-REQ message. In addition, the REP-RSP message
25 includes information indicating whether the SS has taken into account the interference from neighboring cells or sectors. That is, the SS can report a CQI by either measuring the channel quality for subchannels in a downlink frame, or measuring the channel quality (equivalent CQI) using reference signals (i.e., preamble or pilot signals). The term "equivalent CQI" refers to a CQI measured
30 in such a manner that an SS measures strength of a boosted reference signal, and subtracts the boosted value from the strength of the reference signal when reporting a CQI. The reference signal can be a preamble or pilot signal.

35 In this manner, even though the BS requests transmission of a CQI for each individual subchannel or frequency reuse factor, the SS measures the channel quality according to its own selected CQI measurement method, includes information indicating whether it has taken into account interference from

neighboring cells or sectors in the REP-RSP message, and transmits the REP-RSP message to the BS. The BS can perform efficient scheduling by receiving the REP-RSP message including the information (hereinafter referred to as a "cell loading indicator") indicating whether the interference is taken into account.

5

Embodiments of the present invention will be described herein below with reference to an Institute of Electrical and Electronics Engineers (IEEE) 802.16 communication system, one of the typical OFDMA communication systems.

10

The present invention can define the following three possible embodiments for a frequency reuse factor-based CQI transmission/reception scheme.

15

In a first embodiment, a BS transmits to an SS a REP-REQ message so as to instruct the SS to report a CQI for some or all of individual subchannel fields existing in a downlink frame. Upon receiving the REP-REQ message, the SS can report either CQIs or equivalent CQIs, measured for some or all of the individual subchannel fields existing in the downlink frame. Of course, the REP-REQ message always includes cell loading indicator information.

20

In a second embodiment, a BS transmits to an SS a REP-REQ message so as to instruct the SS to classify subchannels instead of individual CQIs for subchannels existing in a downlink frame according to frequency reuse factors '1' and 'K' which is positive integer greater than one and report some or all of CQIs for the individual frequency reuse factors. Upon receiving the REP-REQ message, the SS reports some or all of CQIs or equivalent CQIs for the subchannels with the frequency reuse factors of '1' or 'K', by transmitting the REP-RSP message to the BS.

25

30

In a third embodiment, a BS requests an SS to send a CQI report for a subchannel corresponding to a particular frequency reuse factor, and the SS reports a CQI or an equivalent CQI for the subchannel corresponding to the particular frequency reuse factor, in response to the request from the BS.

35

With reference to FIG. 5, a description will now be made of a structure of a BS in an IEEE 802.16 communication system according to the present invention. FIG. 5 is a block diagram illustrating a structure of a BS apparatus for instructing

- 10 -

a CQI report in an IEEE 802.16 communication system.

Referring to FIG. 5, a BS includes a Medium Access Control (MAC) layer processor 501 for generating and analyzing data and a MAC message, a
5 Time Division Duplexing (TDD) transmission modem 502 for TDD-modulating/demodulating the data and the MAC message generated by the MAC layer processor 501 before transmitting them to an SS, a TDD reception modem 504 for TDD-modulating/demodulating data and a MAC message received from the SS, a duplexer 503 for duplexing signals transmitted/received via an antenna,
10 and a scheduler 505, connected to the MAC layer processor 501, for scheduling the SS.

The scheduler 505 determines a frequency reuse factor for an SS according to an operation environment, and instructs a CQI report for the
15 determined frequency reuse factor by transmitting a REP-REQ message to the SS. Information included in the REP-REQ message is subject to change according to first through third embodiments of the present invention.

FIG. 6 is a block diagram illustrating a structure of an SS apparatus for
20 measuring and reporting a CQI in an IEEE 802.16 communication system according to the present invention.

Referring to FIG. 6, an SS includes a MAC layer processor 601 for generating and analyzing data and a MAC message, a TDD transmission modem
25 602 for TDD-modulating/demodulating the data and the MAC message generated by the MAC layer processor 601 before transmitting them to a BS, a TDD reception modem 604 for TDD-modulating/demodulating data and a MAC message received from the BS, a duplexer 603 for duplexing signals transmitted/received via an antenna, a channel quality measurer 605 for measuring downlink channel quality, and a CQI generation/transmission unit 606
30 for generating a coded value for a measured channel quality value to be transmitted through a REP-RSP message or a dedicated CQI channel in order to transmit the measured channel quality to the BS.

The channel quality measurer 605 either measures channel quality for
35 subchannels designated by a BS or subchannels for a particular frequency reuse factor, or measures channel quality for preambles. The CQI generation/transmission unit 606 generates a REP-RSP message that is mapped to

the measured channel quality and can be uniquely set according to each individual embodiment, or encodes a measured channel quality value to be transmitted through a dedicated CQI channel, and outputs the result to the MAC layer processor 601.

5

A description will now be made of the REP-REQ message and the REP-RSP message that are uniquely set according to each individual embodiment. The conventional REP-REQ and REP-RSP messages are specified in IEEE 802.16-REVd/D5, and the present invention proposes new REP-REQ and REP-RSP messages shown in Table 1 through Table 6 by partially modifying the conventional REP-REQ and REP-RSP messages. With the use of the newly proposed messages, a BS and an SS can transmit/receive a CQI in a channel environment in which multiple frequency reuse factors are used.

10

First Embodiment

Table 1 below shows Type Length Value (TLV) parameters in a REP-REQ message according to a first embodiment of the present invention, in which the length is expressed in bytes.

15

20

Table 1

Name	Type	Length	Value
Channel Request	Type	1.3	1
			Bit #0=1: Report the (equivalent) estimation of CINR in PUSC region with frequency reuse factor=3, Bit #1=1: Report the (equivalent) estimation of CINR in PUSC region with frequency reuse factor=1, Bit #2=1: Report the (equivalent) estimation of CINR in FUSC region, Bit #3=1: Report the (equivalent) estimation of CINR in Optional FUSC region, Bit #4=1: Report the (equivalent) estimation of CINR in Band AMC Channel region, Bit #5=1: Report the (equivalent) estimation of CINR in Safety Channel region, Bit #6=1: Reserved, Bit #7: AAS CINR measurement indicator: When the last bit of Channel Type request is

			'0' the CINR measurement directed by Bit #4 shall be done for the symbols that are not beamformed. Otherwise, the CINR measurement directed by Bit #4 shall be done for the symbols that are beamformed.
--	--	--	--

As described above, in the first embodiment, a BS transmits to an SS a REP-REQ message so as to instruct the SS to report a CQI for some or all of individual subchannel regions existing in a downlink frame. Upon receiving the REP-REQ message, the SS can either report CQIs measured for some or all of the individual subchannel regions existing in the downlink frame, or report measured equivalent CQIs.

Therefore, the BS determines bitmap values of a Channel Type Request field in the REP-REQ message shown in Table 1, and transmits the resultant REP-REQ message to the SS.

Upon receiving the REP-REQ message, the SS measures either CINRs for subchannels designated by the BS or CINRs (or equivalent CINRs) for preambles, and reports the measured CINRs to the BS through a REP-RSP message shown in Table 2 or a dedicated CQI channel.

Table 2 below shows a REP-RSP message, which is a response message to the REP-REQ message, according to the first embodiment of the present invention.

Table 2

Channel Type Request	Name	Type	Length	Value
Bit #0=1	PUSC region with frequency reuse factor=3	2.1	1	Bit #0~4: The (equivalent) estimation of CINR in PUSC region with frequency reuse factor=3, Bit #5,6: reserved, Bit #7: Cell loading indicator: '0'- it is assumed that the region is fully loaded. '1'-the

				cell loading is reflected in the estimation.
Bit #1=1	PUSC region with frequency reuse factor=1	2.2	1	Bit #0~4: The (equivalent) estimation of CINR in PUSC region with frequency reuse factor=1, Bit #5,6: reserved, Bit #7: Cell loading indicator: '0'- it is assumed that the region is fully loaded. '1'-the cell loading is reflected in the estimation.
Bit #2=1	FUSC region	2.3	1	Bit #0~4: The (equivalent) estimation of CINR in FUSC region, Bit #5,6: reserved, Bit #7: Cell loading indicator: '0'- it is assumed that the region is fully loaded. '1'-the cell loading is reflected in the estimation.
Bit #3=1	Optional FUSC region	2.4	1	Bit #0~4: The (equivalent) estimation of CINR in the Optional FUSC region, Bit #5,6: reserved, Bit #7: Cell loading indicator: '0'- it is assumed that the region is fully loaded. '1'-the cell loading is reflected in the estimation.
Bit #4=1	Band AMC Channel	2.5	5	First 12 bits for the band indicating bitmap and next 25 bits for CINR reports (5 bits per each band). When the 8th bit of Channel Type Request is '0' the CINR measurement shall be done for the symbols that are not

				beamformed. Otherwise, the CINR measurement shall be done for the symbols that are beamformed. Bit #37,38: reserved, Bit #39: Cell loading indicator: '0'- it is assumed that the region is fully loaded. '1'- the cell loading is reflected in the estimation.
Bit #5=1	Safety Channel	2.6	5	The first 20 bits for the reported bin indices and the next 20 bits for CINR reports (5 bits for each bin).

Upon detecting a CQI report request for subchannel regions through the REP-REQ message received from the BS, the SS measures CQIs or equivalent CQIs for the corresponding subchannels, and transmits the REP-RSP message, shown in Table 2, including the measured CQI values recorded therein, to the BS. A particular bit in the REP-RSP message represents a cell loading indicator. When a value of the particular bit is '0', it means an equivalent CQI report indicating that interference (loading) from neighboring cells or sectors was not taken into consideration, on the assumption that the current interference is equal to the maximum interference. On the contrary, however, when a value of the particular bit is '1', it means a CQI report for some or all of the subchannel regions, in which interference from neighboring cells or sectors was taken into account. The cell loading indicator is included even in REP-RSP messages used in the second and third embodiments described below.

15

The SS can transmit a CQI using a dedicated CQI channel instead of the REP-REQ message. To this end, the BS allocates a plurality of dedicated CQI channels to the SS by transmitting the existing CQICH allocation IE a predetermined number of times, and the SS reports CINR values for a plurality of subchannels or preambles using the plurality of the allocated dedicated CQI channels. In this case, the SS follows a CQI report method designated in the last transmitted REP-RSP message. If the number of CQIs transmitted through the last transmitted REP-RSP message is greater than the number, Q which is positive integer, of the currently allocated CQI channels, a CQI report method of reporting

20

the first Q CQIs transmitted through the REP-RSP message is applied to the currently allocated CQI channels. This can be applied in the same way even to the second and third embodiments.

5 Second Embodiment

Table 3 below shows TLV parameters in a REP-REQ message according to a second embodiment of the present invention, in which the length is expressed in bytes.

10 Table 3

Name	Type	Length	Value
Channel Type Request	1.3	1	Bit #0: CINR for reuse 1 configuration Bit #1: CINR for reuse K configuration Bit #2: CINR for Band AMC Zone Bit #3: CINR of Safety Channel Bit #4~6: reserved. Bit #7: AAS CINR measurement indicator: When the last bit of Channel Type Request is '0' the CINR measurement directed by Bit #4 shall be done for the symbols that are not beamformed. Otherwise, the CINR measurement directed by Bit #4 shall be done for the symbols that are beamformed.

As described above, in the second embodiment, a BS instructs an SS to report CQIs for subchannels associated with frequency reuse factors '1' and 'K', and the SS measures CQIs or equivalent CQIs for the subchannels associated with the frequency reuse factors '1' and 'K', and reports the measured CQIs to the BS. Therefore, compared with the first embodiment, the second embodiment can reduce message overhead.

The BS determines bitmap values of a Channel Type Request field in the REP-REQ message shown in Table 3, and transmits the resultant REP-REQ message to the SS. For example, if the BS determines a bitmap value as Bit #0=1, the SS can measure CQIs or equivalent CQIs for subchannels corresponding to a frequency reuse factor '1', and report the measured CQIs. Therefore, upon receiving the REP-REQ message, the SS measures CQIs or equivalent CQIs for subchannels associated with frequency reuse factors '1' and 'K' designated by the

BS, and reports the measured CQIs (or CINRs) to the BS through the REP-RSP message shown in Table 4, or a dedicated CQI channel.

5 Table 4 below shows a REP-RSP message, which is a response message to the REP-REQ message, according to the second embodiment of the present invention.

Table 4

Channel Type Request	Name	Type	Length	Value
Bit #0=1	CINR for reuse 1 configuration	2.1	1	First 5 bits for the CINR measurement report for reuse 1 configuration, Bit #5,6: reserved, Bit #7: Cell loading indicator: '0' - it is assumed that the region is fully loaded. '1'- the cell loading is reflected in the estimation.
Bit #1=1	CINR for reuse K configuration	2.2	1	First 5 bits for the CINR measurement report for reuse K configuration Bit #5,6: reserved, Bit #7: Cell loading indicator: '0' - it is assumed that the region is fully loaded. '1'- the cell loading is reflected in the estimation.
Bit #2=1	CINR of Band AMC Zone	2.3	5	First 12 bits for the band indicating bitmap and next 25 bits for CINR reports (5 bits per each band). When the 8th bit of Channel Type Request is '0' the CINR measurement shall be done for the symbols that are not beamformed. Otherwise, the CINR

				measurement shall be done for the symbols that are beamformed. Bit #37,38: reserved, Bit #39: Cell loading indicator: '0' - it is assumed that the region is fully loaded. '1'- the cell loading is reflected in the estimation.
Bit #3=1	CINR of Safety Channel	2.4	5	The first 20 bits for the reported bin indices and the next 20 bits for CINR reports (5 bits for each bin).

5 Upon detecting a CQI report request for subchannel regions associated with frequency reuse factors '1' and 'K' from the BS, the SS measures CQIs or equivalent CQIs for the corresponding subchannels, and transmits the REP-RSP message, shown in Table 4, including the measured CQI or equivalent CQI values recorded therein, to the BS. 'K' is positive integer greater than one.

Third Embodiment

10 Table 5 below shows TLV parameters in a REP-REQ message according to a third embodiment of the present invention, in which the length is expressed in bytes.

Table 5

Name	Type	Length	Value
Channel Type Request	1.3	1	000 = Normal subchannel with frequency reuse factor = 1 configuration, 001 = Normal subchannel with frequency reuse factor = K configuration (K is positive interger greater than one), 010 = -Band AMC Channel 011 = Safety Channel, Bit #3~6: reserved. Bit #7: AAS CINR measurement indicator: When the last bit of Channel Type Request is '0' the CINR measurement directed by Bit #4 shall be

			done for the symbols that are not beamformed. Otherwise, the CINR measurement directed by Bit #4 shall be done for the symbols that are beamformed.
--	--	--	---

As described above, in the third embodiment, a BS can allocate subchannels associated with one frequency reuse factor for an individual SS according to an operation environment. Therefore, the BS can instruct the SS to report only the CQIs for the subchannels associated with a particular frequency reuse factor. Also, in the third embodiment, the SS may transmit equivalent CQIs. Therefore, compared with the first and second embodiments, the third embodiment can further reduce the message overhead.

The BS determines a frequency reuse factor for an SS and transmits the resultant information through the REP-REQ message shown in Table 5, at initial access of the SS or when necessary. For example, if the BS sets the Channel Type Request field in the REP-REQ message to '000', the SS measures only the CQIs or equivalent CQIs for the subchannels associated with the frequency reuse factor '1', and reports the measured CQIs to the BS. In this case, the SS reports the measured CQIs or equivalent CQIs to the BS through the REP-RSP message shown in Table 6, or a dedicated CQI channel.

Table 6 below shows a REP-RSP message, which is a response message to the REP-REQ message, according to the third embodiment of the present invention, in which the length is expressed in bytes.

Table 6

Channel Type Request	Name	Type	Length	Value
000	CINR for reuse 1 configuration	2.1	1	First 5 bits for the CINR measurement report for reuse 1 configuration, Bit #5,6: reserved, Bit #7: Cell loading indicator: '0' - it is assumed that the region is fully loaded. '1'- the cell loading is reflected in the

				estimation.
001	CINR for reuse K configuration	2.2	1	First 5 bits for the CINR measurement report for reuse K configuration, Bit #5,6: reserved, Bit #7: Cell loading indicator: '0' - it is assumed that the region is fully loaded. '1'- the cell loading is reflected in the estimation.
010	CINR of Band AMC Zone	2.3	5	First 12 bits for the band indicating bitmap and next 25 bits for CINR reports (5 bits per each band). When the 8th bit of Channel Type request is '0' the CINR measurement shall be done for the symbols that are not beamformed. Otherwise, the CINR measurement shall be done for the symbols that are beamformed. Bit #37,38: reserved, Bit #39: Cell loading indicator: '0' - it is assumed that the region is fully loaded. '1'- the cell loading is reflected in the estimation.
011	CINR of Safety Channel	2.4	5	The first 20 bits for the reported bin indices and the next 20 bits for CINR reports (5 bits for each bin).

5 Upon detecting a report request, received from the BS, for CQIs or equivalent CQIs for subchannels associated with a particular frequency reuse factor among subchannel regions associated with a frequency reuse factors '1' and 'K', the SS measures CQIs or equivalent CQIs for subchannels associated with the corresponding frequency reuse factor, and transmits the REP-RSP message, shown in Table 6, including the measured CQI values recorded therein,

to the BS. Regarding the difference between the third embodiment and the second embodiment, while the second embodiment allows the SS to transmit CQIs for all subchannels associated with the frequency reuse factors '1' and 'K', the third embodiment allows the SS to measure the CINRs and report the measured CINRs when it is allocated subchannels associated with a frequency reuse factor allocated thereto, i.e., subchannels associated with the frequency reuse factor '1'. Therefore, compared with the first and second embodiments, the third embodiment minimizes the message overhead.

10 With reference to FIG. 7, a description will now be made of a CQI transmission/reception signaling process according to the present invention. FIG. 7 is a signaling diagram illustrating a signal transmission/reception process according to the present invention.

15 Referring to FIG. 7, a BS 750 transmits a REP-REQ message for requesting channel quality measurement to an SS 700 in step 702. The REP-REQ message differs according to embodiments, and one of the formats shown in Table 1, Table 3 and Table 5 can be used for the REP-REQ message. The SS 700 transmits a REP-RSP message in response to the REP-REQ message in step 704. 20 The REP-RSP message corresponds to the REP-REQ message, and one of the formats shown in Table 2, Table 4 and Table 6 can be used for the REP-RSP message.

25 Steps 702 and 704 represent a process of transmitting CQIs using the REP-REQ and REP-RSP messages defined in a MAC layer. Alternatively, it is also possible to transmit the CQIs using a dedicated CQI channel defined in a physical layer.

30 That is, the BS 750 allocates a dedicated CQI channel to the SS 700 through a DL/UL-MAP of a downlink frame in step 706. The SS 700 reports a CQI to the BS 750 using the dedicated CQI channel allocated in a CQI report method designated in the last transmitted REP-RSP message in step 708.

35 In another possible case, the SS 700 reports a CQI using an unsolicited REP-RSP message in step 710. The BS 750 detects a CQI report method by receiving the unsolicited REP-RSP message.

FIG. 8 is a flowchart illustrating a BS's operation according to the third

embodiment of the present invention. Referring to FIG. 8, in step 802, a BS determines a subchannel or a frequency reuse factor, for which an SS will send a CQI report, according an operation environment. In step 804, the BS transmits a REP-REQ message to the SS to request a CQI report for the subchannel associated with the determined frequency reuse factor.

FIG. 9 is a flowchart illustrating an SS's operation according to the third embodiment of the present invention. Referring to FIG. 9, in step 902, an SS receives a transmission command for an unsolicited REP-RSP message from an upper layer, or receives a REP-REQ message from a BS. In step 904, the SS changes information on subchannels to be measured according to a measurement/report method indicated by the BS or determined by the upper layer of the BS. In step 906, the SS measures CINRs for the subchannels established in step 904, or CINRs for preambles. In step 908, the SS reports the measured CINRs to the BS using a REP-RSP message or a dedicated CQI channel. The REP-RSP message can include cell loading indicator information indicating whether interference (loading) from neighboring cells or sectors was reflected in the reported CQIs.

As can be understood from the foregoing description, the present invention efficiently transmits/receives CQIs using the newly defined REP-REQ and REP-RSP messages in the OFDMA communication system, making it possible to correctly transmit/receive CQIs for individual subchannels corresponding to different frequency reuse factors. As a result, the BS can effectively apply the AMC scheme to the SS, contributing to an increase in the total transmission efficiency and resource management efficiency of the system.

While the invention has been shown and described with reference to a certain preferred embodiment thereof, it will be understood by those skilled in the art that various changes in form and details may be made therein without departing from the spirit and scope of the invention as defined by the appended claims.

In the claims which follow and in the preceding description of the invention, except where the context requires otherwise due to express language or necessary implication, the word "comprise" or variations such as "comprises" or "comprising" is used in an inclusive sense, i.e. to specify the presence of the stated features but not to preclude the presence or addition of further features in

various embodiments of the invention.

5 It is to be understood that, if any prior art publication is referred to herein, such reference does not constitute an admission that the publication forms a part of the common general knowledge in the art, in Australia or any other country.

WHAT IS CLAIMED IS:

1. A method for transmitting/receiving channel quality information (CQI) in a communication system including a base station (BS) and a subscriber station (SS), the method comprising:

5 requesting, from the SS by the BS, CQI for downlink resources corresponding to a frequency reuse factor, which is designated to the SS by the BS;

10 measuring, by the SS, channel quality of the downlink resources in response to the CQI request; and

transmitting, from the SS to the BS, CQI corresponding to the measured channel quality,

15 wherein the SS measures the channel quality by measuring a strength of a boosted reference signal and subtracting the strength of the boosted reference signal from a strength of a reference signal.

2. The method of claim 1, wherein the channel quality is measured as a carrier-to-interference and noise ratio (CINR).

20 3. The method of claim 2, wherein the CINR can be measured from a preamble signal or a specific subchannel region.

25 4. The method of claim 1, wherein the frequency reuse factor designated by the BS is K , which is a positive integer greater than or equal to 1.

5. A method for transmitting/receiving channel quality information (CQI) in a communication system including a base station (BS) and a subscriber station (SS), the method comprising:

30 transmitting, from the BS to the SS, a transmission request for a CQI for subchannels corresponding to a frequency reuse factor, which is designated to the SS by the BS;

measuring, by the SS, channel quality for individual subchannels designated by the BS, in response to the transmission request for the CQI; and

35 transmitting, from the SS to the BS, CQI corresponding to the measured channel quality,

wherein the SS measures the channel quality for the individual subchannels by measuring a strength of a boosted reference signal and subtracting the strength of the boosted reference signal from a strength of a reference signal.

6. The method of claim 5, wherein the channel quality can be measured from a preamble signal.

5 7. The method of claim 6, wherein the BS transmits the transmission request for some or all of the subchannels.

8. The method of claim 6, wherein the transmission request corresponds to all or any one of frequency reuse factors, existing in a frame.

10 9. The method of claim 5, wherein the transmission request is transmitted using a report-request (REP-REQ) message that is set in a bitmap format for the individual subchannels, which the BS desires to receive.

15 10. The method of claim 9, wherein the CQI corresponding to the measured channel quality is transmitted using a report-response (REP-RSP) message set in a bitmap format generated by measuring the channel quality for the subchannels and recording the measured channel quality for the subchannels.

20 11. The method of claim 10, wherein the REP-RSP message is transmitted using a CQI report method applied to a previously transmitted REP-RSP message.

25 12. The method of claim 10, wherein the REP-RSP message includes information indicating whether interference from neighboring cells or sectors was reflected in the CQIs.

30 13. The method of claim 5, wherein the transmission request is transmitted using a dedicated channel quality indicator channel (CQICH) allocated to the SS.

35 14. An apparatus for transmitting channel quality information (CQI) in a subscriber station (SS) of a communication system that utilizes frames for communication, wherein each of the frames includes a plurality of allocation regions, and a frequency reuse factor is individually set in each of the allocation regions,, the apparatus comprising:

a receiver for receiving, from a base station (BS), a transmission request message for CQI of an allocation region desired to be received by the BS from

among the plurality of allocation regions wherein the transmission request message includes information on a request for reporting, by the SS, a Carrier-to-Interference and Noise Ratio (CINR) measurement corresponding to the allocation region having a frequency reuse factor K, which is designated to the SS by the BS;

a channel quality measurer for measuring channel quality for the allocation region corresponding to the frequency reuse factor K, when the transmission request message is detected; and

a CQI generation/transmission unit for transmitting CQI corresponding to the measured channel quality for the allocation region to the BS.

15. The apparatus of claim 14, wherein the information on the request for reporting includes a bit value for instructing the SS to report CINRs measured from preamble signals for different frequency reuse factors.

16. The apparatus of claim 14, wherein the frequency reuse factor K is defined such that one frequency band is repeatedly used in K cells, and K is a positive integer.

17. The apparatus of claim 14, wherein the allocation region comprises one of a preamble region, a Partial Usage of Subchannels (PUSC) allocation region, a Full Usage of Subchannels (FUSC) allocation region, an Optional FUSC allocation region, and a Band Adaptive Modulation & Coding (Band AMC) allocation region.

18. The apparatus of claim 14, wherein the CQI is measured by measuring a strength of a boosted reference signal and compensating the boosted reference signal for a non-boosted signal.

19. An apparatus for receiving channel quality information (CQI) in a base station (BS) of a communication system that utilizes frames for communication, wherein each of the frames includes a plurality of allocation regions, and a frequency reuse factor is individually set in each of the allocation regions, the apparatus comprising:

a scheduler for sending, to a subscriber station (SS), a transmission request message for CQI of an allocation region desired to be received from among the plurality of allocation regions, wherein the transmission request message includes information on a request for reporting a Carrier-to-Interference

and Noise Ratio (CINR) measurement corresponding to the allocation region having a frequency reuse factor K , which is designated to the SS by the BS; and
a receiver for receiving the CQI for the allocation region from the SS and providing the CQI to the scheduler to be used for performing scheduling.

5

20. The apparatus of claim 19, wherein the information on the request for reporting includes a bit value for instructing the SS to report CINRs measured from preamble signals for different frequency reuse factors.

10

21. The apparatus of claim 19, wherein the allocation region comprises one of a preamble region, a Partial Usage of Subchannels (PUSC) allocation region, a Full Usage of Subchannels (FUSC) allocation region, an Optional FUSC allocation region, and a Band Adaptive Modulation & Coding (Band AMC) allocation region.

15

22. The apparatus of claim 19, wherein the frequency reuse factor K is defined such that one frequency band is repeatedly used in K cells, and K is a positive integer.

20

23. The apparatus of claim 19, wherein the SS measures the CQI by measuring a strength of a boosted reference signal and compensating the boosted reference signal for a non-boosted signal.

25

24. A method for transmitting channel quality information (CQI) by a subscriber station (SS) in a communication system that utilizes frames, wherein each of the frames includes a plurality of allocation regions, and a frequency reuse factor is individually set in each of the allocation regions, the method comprising:

30

receiving, by the SS from a base station (BS), a transmission request message for CQI of an allocation region desired to be received by the BS from among the plurality of allocation regions, wherein the transmission request message includes information on a request for reporting, by the SS, a Carrier-to-Interference and Noise Ratio (CINR) measurement corresponding to the allocation region having a frequency reuse factor K , which is designated to the SS by the BS;

35

measuring channel quality for the allocation region corresponding to the frequency reuse factor K ; and

transmitting, by the SS to the BS, CQI corresponding to the measured

channel quality for the allocation region.

5 25. The method of claim 24, wherein the information on the request for reporting includes a bit value for instructing the SS to report CINRs measured from preamble signals for different frequency reuse factors.

10 26. The method of claim 24, wherein the frequency reuse factor K is defined such that one frequency band is repeatedly used in K cells, and K is a positive integer.

15 27. The method of claim 24, wherein the allocation region comprises one of a preamble region, a Partial Usage of Subchannels (PUSC) allocation region, a Full Usage of Subchannels (FUSC) allocation region, an Optional FUSC allocation region, and a Band Adaptive Modulation & Coding Band (Band AMC) allocation region.

20 28. The method of claim 24, wherein the SS measures the CQI by measuring a strength of a boosted reference signal and compensating the boosted reference signal for a non-boosted signal.

25 29. A method for receiving channel quality information (CQI) by a base station (BS) in a communication system that utilizes frames for communication, wherein each of the frames includes a plurality of allocation regions, and a frequency reuse factor is individually set in each of the allocation regions, the method comprising:

30 sending, from the BS to a subscriber station (SS), a transmission request message for CQI of an allocation region desired to be received by the BS from among the plurality of allocation regions, wherein the transmission request message includes information on a request for reporting, by the SS, a Carrier-to-Interference and Noise Ratio (CINR) measurement corresponding to the allocation region having a frequency reuse factor K, which is designated to the SS by the BS; and

 receiving, by the BS from the (SS), the CQI for the allocation region.

35 30. The method of claim 29, wherein the information on the request for reporting includes a bit value for instructing the SS to report CINRs measured from preamble signals for different frequency reuse factors.

5

31. The method of claim 29, wherein the frequency reuse factor K is defined such that one frequency band is repeatedly used in K cells, and K is a positive integer.

10

32. The method of claim 29, wherein the allocation region comprises one of a preamble of region, a Partial Usage of Subchannels (PUSC) allocation region, a Full Usage of Subchannels (FUSC) allocation region, an Optional FUSC allocation region, and a Band Adaptive Modulation & Coding Band (Band AMC) allocation region.

15

33. The method of claim 29, wherein the SS measures the CQI by measuring a strength of a boosted reference signal and compensating the boosted reference signal for a non-boosted signal.

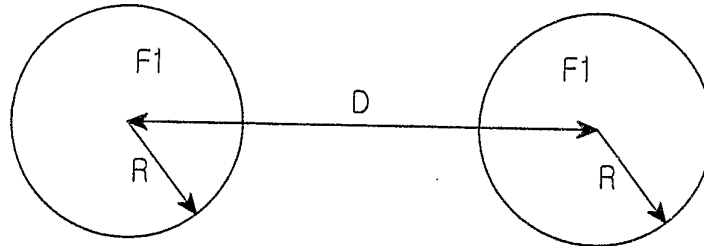


FIG.1

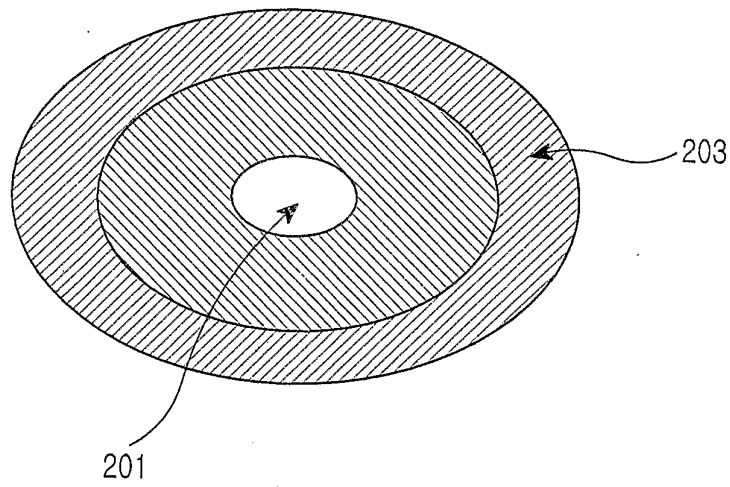


FIG.2

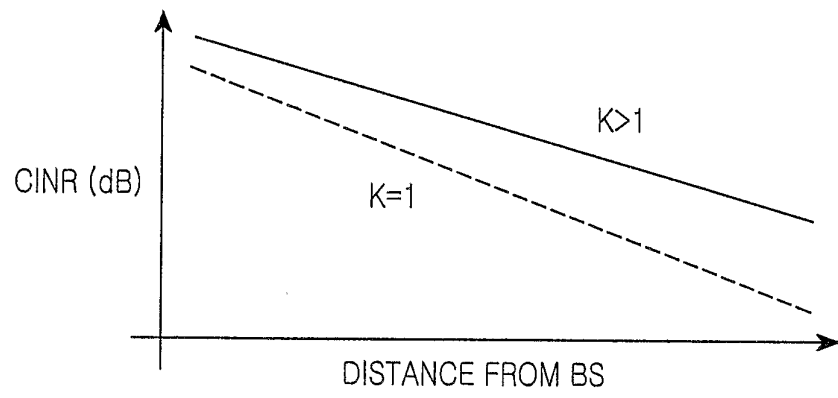


FIG.3

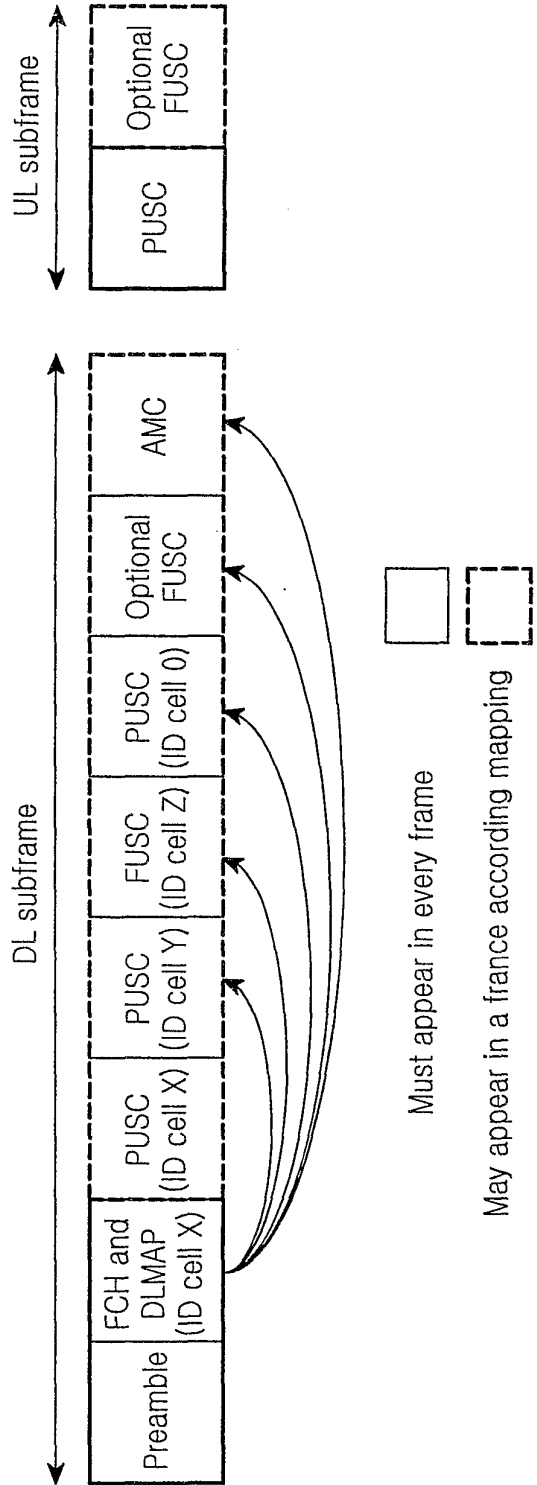


FIG.4

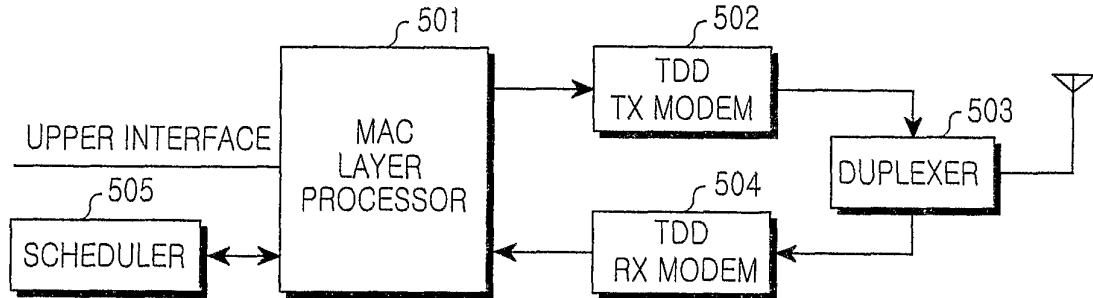


FIG. 5

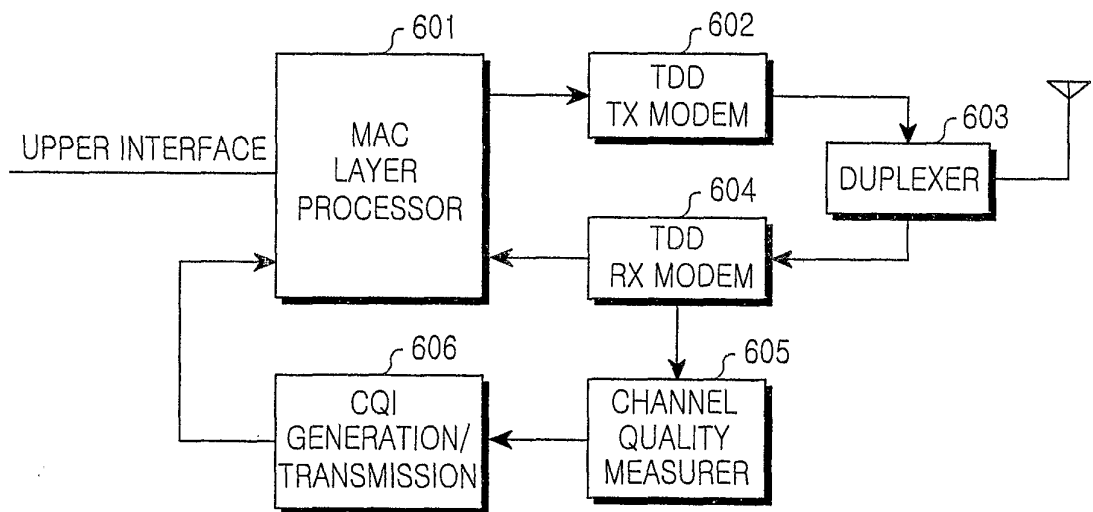


FIG. 6

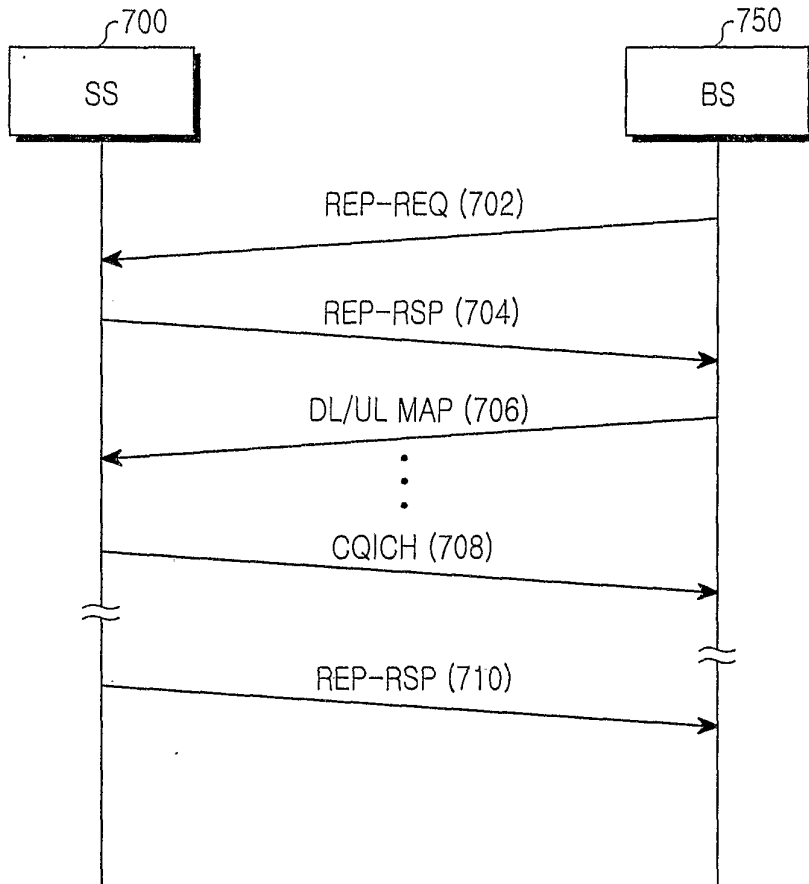


FIG.7

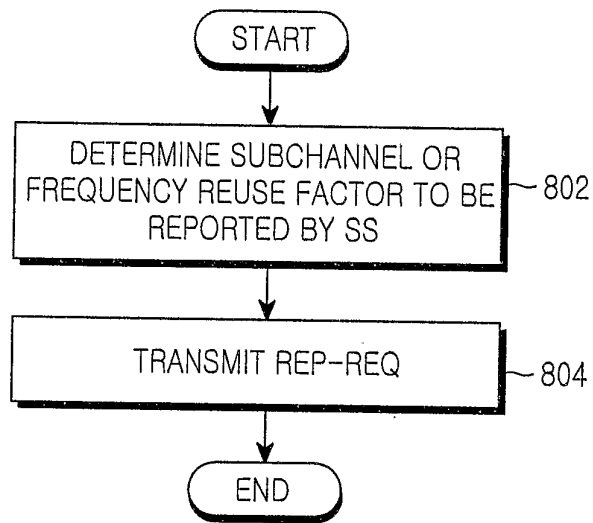


FIG.8

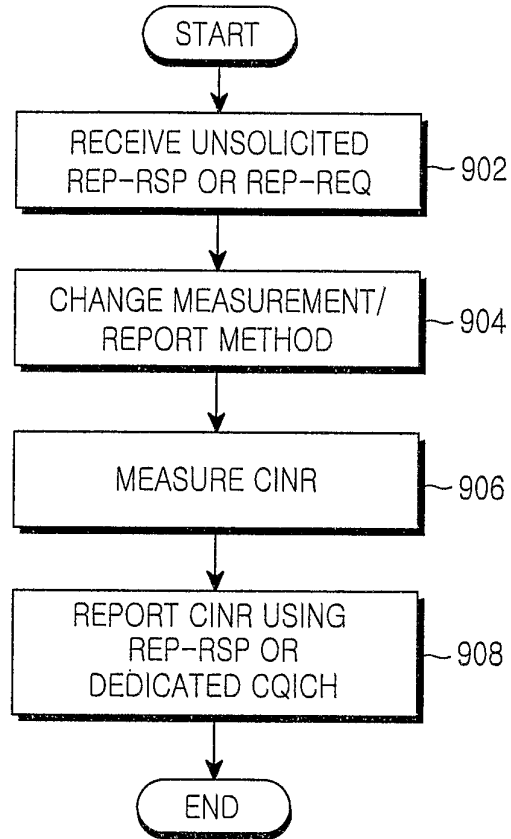


FIG.9