



US00D828116S

(12) **United States Design Patent**
Hill

(10) **Patent No.:** **US D828,116 S**

(45) **Date of Patent:** **** Sep. 11, 2018**

(54) **DRIP COLLAR FOR WINE BOTTLES**

(71) Applicant: **Kirk Hill**, San Francisco, CA (US)

(72) Inventor: **Kirk Hill**, San Francisco, CA (US)

(**) Term: **14 Years**

(21) Appl. No.: **29/516,547**

(22) Filed: **Feb. 3, 2015**

(51) **LOC (11) Cl.** **07-06**

(52) **U.S. Cl.**
USPC **D7/624.2; D9/444**

(58) **Field of Classification Search**
USPC D7/601, 602, 619.1, 620, 701, 708.1,
D7/624.1-624.3; D3/202, 229; D12/419,
D12/420; 220/737; 228/309.1, 310,
228/311.2, 313; 297/188.14, 188.18;
D9/434, 444, 451
CPC A47B 55/00; A47B 55/02; A47B 73/00;
A47B 73/002; A47B 73/004; A47B
73/006; A47B 73/008; A47B 69/00;
A47G 23/0266; B65D 81/18; B65D
81/3876; B65D 81/3886
See application file for complete search history.

2,745,569 A 5/1956 Seaman
D178,124 S 6/1956 Haslett
3,063,590 A * 11/1962 Hopkins B65D 23/065
215/392
5,084,932 A 2/1992 Zanchi
D333,639 S * 3/1993 Matan D11/184
D365,024 S 12/1995 DuBow
D368,000 S * 3/1996 Mazza D2/829
D406,213 S * 3/1999 Rausch D7/619.1

(Continued)

FOREIGN PATENT DOCUMENTS

GB 2224260 A 2/1990

OTHER PUBLICATIONS

U.S. Appl. No. 14/613,322—Prosecution History, Nonfinal Office
Action, dated May 19, 2016.

(Continued)

Primary Examiner — Keli L Hill
(74) *Attorney, Agent, or Firm* — Law Offices of Ira D.
Blecker, P.C.

(57) **CLAIM**

The ornamental design for a drip collar for wine bottles, as
shown and described.

(56) **References Cited**

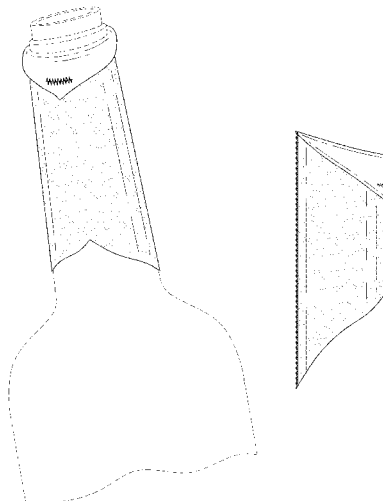
U.S. PATENT DOCUMENTS

422,814 A 3/1890 Loehr
811,742 A * 2/1906 Petrie B65D 23/065
2/17
1,683,176 A * 9/1928 Faulhaber B65D 23/065
215/392
2,048,405 A * 7/1936 Olsen G09F 3/04
40/310
2,127,342 A * 8/1938 Neher G09F 1/04
40/310
2,199,037 A * 4/1940 Borden G09F 3/04
40/310
2,221,761 A * 11/1940 Fairbanks G09F 3/04
156/DIG. 14

DESCRIPTION

FIG. 1 is a front and side perspective view of a drip collar for wine bottles, showing my new design in use;
FIG. 2 is a rear elevation view thereof;
FIG. 3 is a front elevation view thereof;
FIG. 4 is a left side elevation view thereof, the right side elevation view being a mirror image thereto;
FIG. 5 is a top plan view thereof; and,
FIG. 6 is a bottom plan view thereof.
The broken line showing of a wine bottle in FIG. 1 is included for the purpose of illustrating environment of the drip collar and forms no part of the claimed design.

1 Claim, 2 Drawing Sheets



(56)

References Cited

U.S. PATENT DOCUMENTS

D422,459 S * 4/2000 Webb D7/625
 D451,020 S * 11/2001 Koenig D9/434
 D460,356 S 7/2002 Koenig
 6,718,733 B2 4/2004 Kilmartin
 D523,295 S * 6/2006 Gregorczyk D7/619.1
 D543,844 S 6/2007 Cook et al.
 D563,784 S 3/2008 Swartz
 8,104,636 B2 1/2012 Crain
 8,347,532 B1 1/2013 Johnson
 D689,339 S 9/2013 Bodechon
 D733,898 S * 7/2015 Cloney D24/199
 D734,167 S * 7/2015 Richard D9/719
 2005/0199579 A1 * 9/2005 Novak B65D 23/065
 215/392
 2010/0187256 A1 * 7/2010 Draisma B65D 23/065
 222/108

2011/0253575 A1 10/2011 Addis
 2014/0319007 A1* 10/2014 Long B65D 23/065
 206/459.5
 2014/0339244 A1 11/2014 Arnold

OTHER PUBLICATIONS

U.S. Appl. No. 14/613,322—Prosecution History, Amendment 1,
 dated Sep. 19, 2016.
 U.S. Appl. No. 14/613,322—Prosecution History, Final Office Action,
 dated Oct. 6, 2016.
 U.S. Appl. No. 14/613,322—Prosecution History, Amendment 2,
 dated Dec. 6, 2016.
 U.S. Appl. No. 14/613,322—Prosecution History, Amendment ,
 dated Jan. 20, 2017.

* cited by examiner

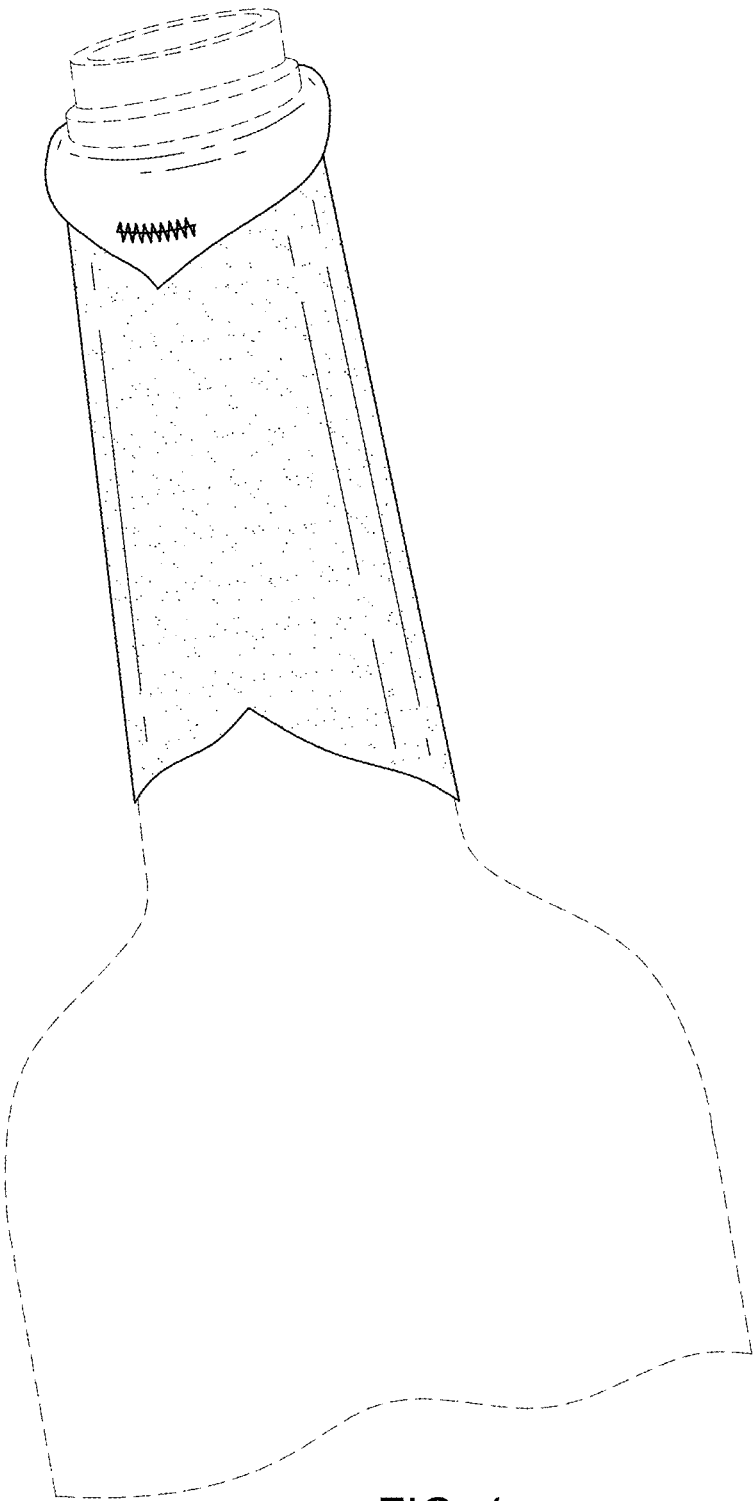


FIG. 1

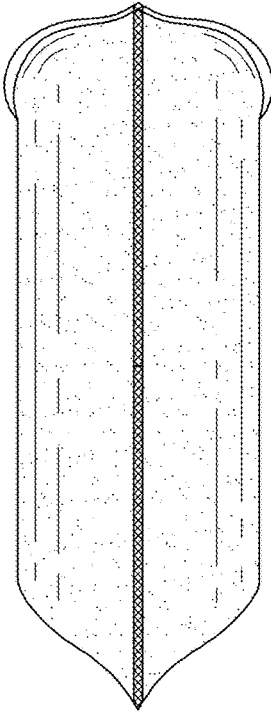


FIG. 2

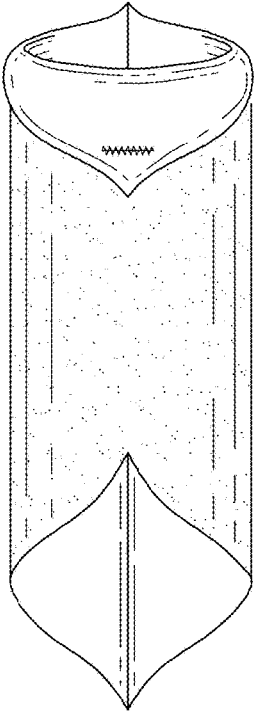


FIG. 3




FIG. 4

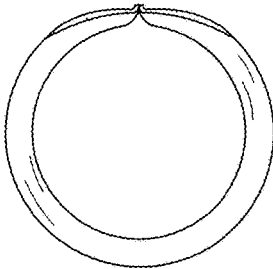


FIG. 5

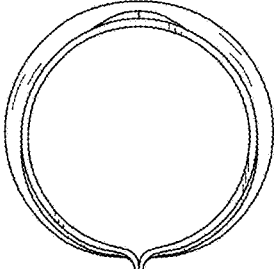


FIG. 6