



US00D783702S

(12) **United States Design Patent**
Fenty

(10) **Patent No.:** **US D783,702 S**

(45) **Date of Patent:** **** Apr. 11, 2017**

- (54) **SUNGLASSES**
- (71) Applicant: **Christian Dior Couture S.A.**, Paris (FR)
- (72) Inventor: **Robyn Rihanna Fenty**, New York, NY (US)
- (73) Assignee: **CHRISTIAN DIOR COUTURE S.A.**, Paris (FR)
- (**) Term: **15 Years**
- (21) Appl. No.: **29/560,710**
- (22) Filed: **Apr. 8, 2016**

D308,877 S *	6/1990	Shirode	D16/319
5,302,977 A *	4/1994	Markovitz	A61F 9/027 2/426
D381,671 S *	7/1997	Tan	D16/315
6,367,927 B2 *	4/2002	Yang	G02C 1/04 351/103
D476,677 S *	7/2003	Damjanovic	D16/315
D483,792 S *	12/2003	Egbert	D16/315
7,150,525 B1 *	12/2006	Yang	G02C 1/04 351/103
D539,829 S *	4/2007	Chuang	D16/315
D555,186 S *	11/2007	Martin	D16/315
D601,614 S *	10/2009	Mouclier	D16/321
D602,977 S *	10/2009	Falvo	D16/315
D622,756 S *	8/2010	Inui	D16/315
D624,954 S *	10/2010	Yoshikawa	D16/306
D630,670 S *	1/2011	Suzuki	D16/306
D640,309 S *	6/2011	Suzuki	D16/306

(Continued)

(30) **Foreign Application Priority Data**

Mar. 15, 2016 (WO) WIPO51984

(51) **LOC (10) Cl.** **16-06**

(52) **U.S. Cl.**

USPC **D16/313**; D16/319; D16/321; D16/325

(58) **Field of Classification Search**

USPC D16/101, 300-342, 900; D29/109-110;
351/41, 44, 51-52, 62, 158, 92, 103-123,
351/140-153, 63, 59, 45-48; 2/426-432,
2/447-449, 441, 434-437, 440, 442, 13,
2/15; D21/483, 659-661; D14/372;
D8/356

CPC G02C 2200/08; G02C 1/06; G02C 5/14;
G02C 11/02; G02C 11/04; G01C 5/16;
A61M 2021/0044; A63B 33/002

See application file for complete search history.

(56) **References Cited**

U.S. PATENT DOCUMENTS

4,240,718 A *	12/1980	Wichers	G02C 3/003 351/111
4,425,669 A *	1/1984	Grendol	A61F 9/028 2/436

Primary Examiner — Raphael Barkai

(74) *Attorney, Agent, or Firm* — Brinks Gilson & Lione

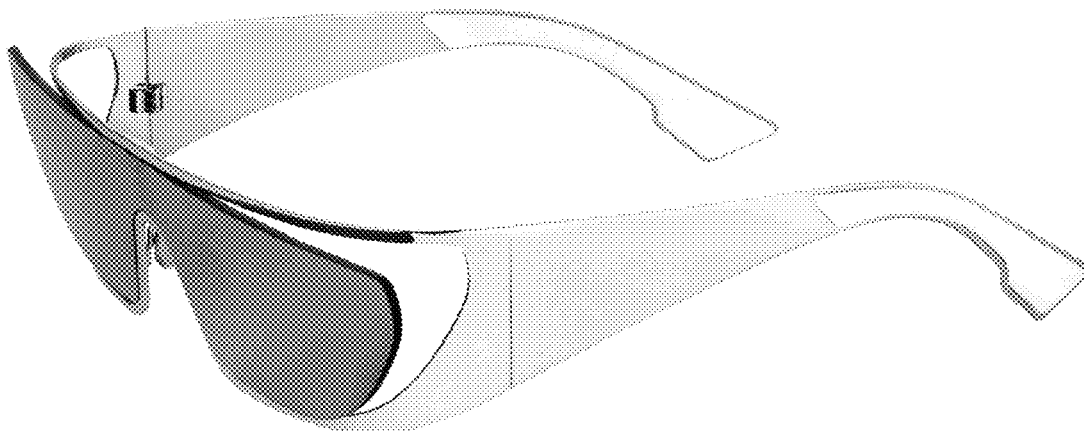
(57) **CLAIM**

The ornamental design for sunglasses, as shown and described.

DESCRIPTION

FIG. 1 is a front elevational view of sunglasses showing my new design;
FIG. 2 is a rear elevational view thereof;
FIG. 3 is a right side elevational view thereof;
FIG. 4 is a left side elevational view thereof.
FIG. 5 is a bottom plan view thereof;
FIG. 6 is a top plan view thereof;
FIG. 7 is a right front perspective view thereof; and,
FIG. 8 is a left rear perspective view thereof.

1 Claim, 8 Drawing Sheets



(56)

References Cited

U.S. PATENT DOCUMENTS

D647,949 S * 11/2011 Ishiwata D16/314
D750,694 S * 3/2016 Hsu D16/315

* cited by examiner

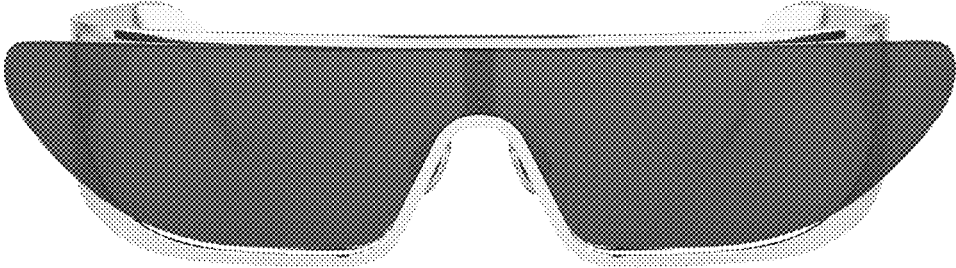


FIG. 1



FIG. 2

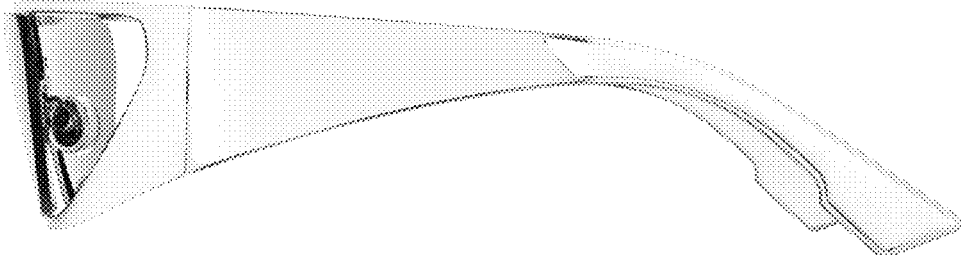


FIG. 3

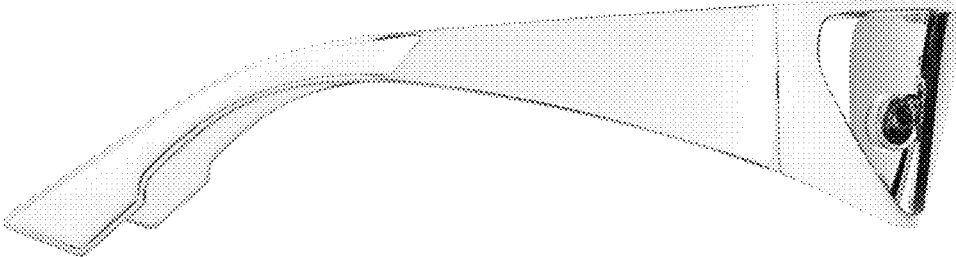


FIG. 4




FIG. 5



FIG. 6

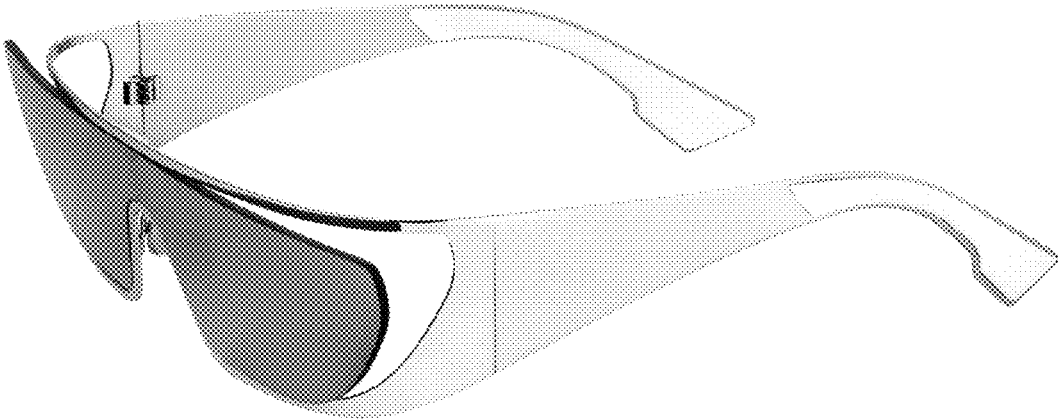


FIG. 7

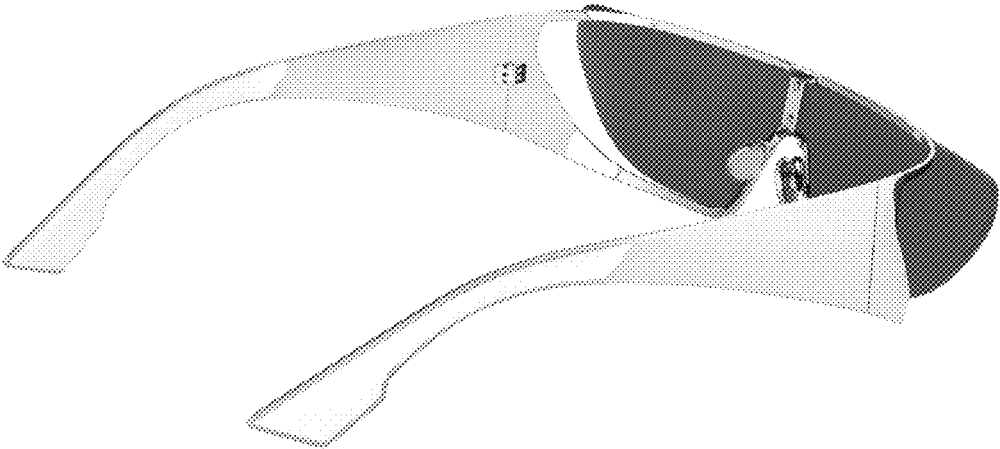


FIG. 8