



US00D480916S

(12) **United States Design Patent**  
Norris et al.

(10) **Patent No.:** **US D480,916 S**

(45) **Date of Patent:** **\*\* Oct. 21, 2003**

(54) **BEVERAGEWARE**

(75) Inventors: **Daniel A. Norris**, Williamsville, NY  
(US); **Ron Lapsker**, Maple (CA)

(73) Assignee: **Prosoft International, Inc.**, Bridgetown  
(BB)

(\*\*) Term: **14 Years**

(21) Appl. No.: **29/170,992**

(22) Filed: **Nov. 14, 2002**

(51) **LOC (7) Cl.** ..... **07-01**

(52) **U.S. Cl.** ..... **D7/532; D7/533**

(58) **Field of Search** ..... **D7/533, 532, 523,**  
**D7/510, 511, 509; 220/705, 719, 714, 715,**  
**737; 248/346.1; 222/486, 548; 294/31.2**

(56) **References Cited**

**U.S. PATENT DOCUMENTS**

2,028,566	A	*	1/1936	Seipel	.....	220/737	X
D107,988	S	*	1/1938	Hansen	.....	D7/532	
D107,990	S	*	1/1938	Hansen	.....	D7/532	
D107,991	S	*	1/1938	Hansen	.....	D7/532	
D107,994	S	*	1/1938	Hansen	.....	D7/532	
D108,421	S	*	2/1938	Brill	.....	D7/532	
D120,134	S	*	4/1940	Morrison	.....	D7/532	
D170,409	S		9/1953	Hare			
D219,472	S		12/1970	Piker			
D234,110	S	*	1/1975	Achenbach	.....	D7/532	
D243,816	S	*	3/1977	Achenbach	.....	D7/532	
D244,502	S	*	5/1977	Harbaugh et al.	.....	D7/532	
D304,889	S		12/1989	Stymeist			
D377,902	S		2/1997	Marucci			
D387,619	S	*	12/1997	Gross et al.	.....	D7/510	

D396,381	S	*	7/1998	Chung	.....	D7/510	
D398,815	S	*	9/1998	Hatsumoto et al.	.....	D7/533	
D408,220	S	*	4/1999	Chomik	.....	D7/510	
D417,591	S	*	12/1999	Roehrig	.....	D7/510	
D422,842	S	*	4/2000	Freed	.....	D7/533	
D426,750	S		6/2000	Madden-Askew			
D427,489	S		7/2000	Henry			
D431,159	S	*	9/2000	Otake	.....	D7/510	
D432,359	S	*	10/2000	Madden-Askew	.....	D7/536	
D437,185	S	*	2/2001	Freed	.....	D7/510	
D445,001	S		7/2001	Lin			
D462,238	S	*	9/2002	Wyche	.....	D7/523	
D462,875	S	*	9/2002	Norris et al.	.....	D7/533	
6,527,137	B1	*	3/2003	Kleckauskas et al.	.....	220/705	

\* cited by examiner

*Primary Examiner*—M. N. Pandozzi

(74) *Attorney, Agent, or Firm*—Hodgson Russ LLP

(57) **CLAIM**

The ornamental design for beverageware, as shown and described.

**DESCRIPTION**

FIG. 1 is a perspective view of beverageware showing our new design;

FIG. 2 is a right-hand side elevational view thereof, the left-hand side view thereof being a mirror image of the side shown;

FIG. 3 is a front elevational view thereof;

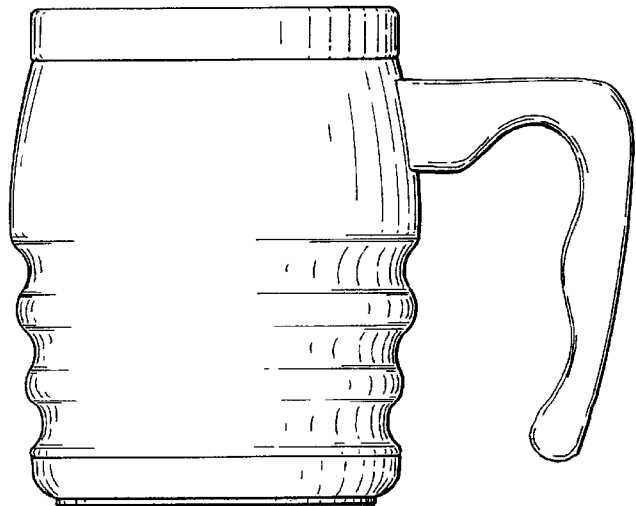
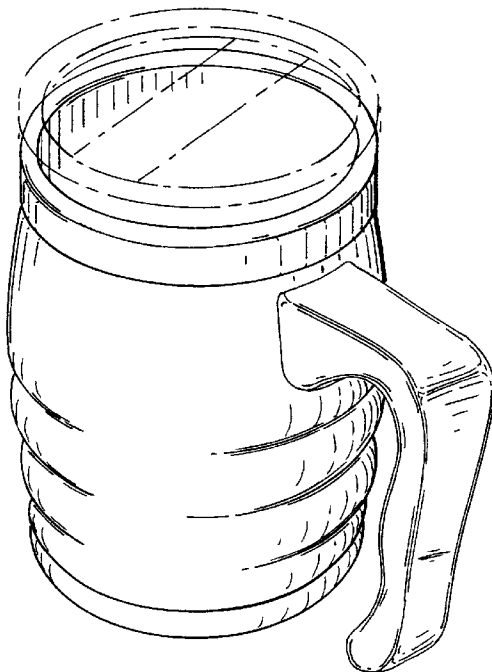
FIG. 4 is a rear elevational view thereof;

FIG. 5 is a top plan view thereof; and,

FIG. 6 is a bottom plan view thereof.

The broken lines in FIG. 1 are for illustrative purposes only and form no part of the claimed design.

**1 Claim, 3 Drawing Sheets**



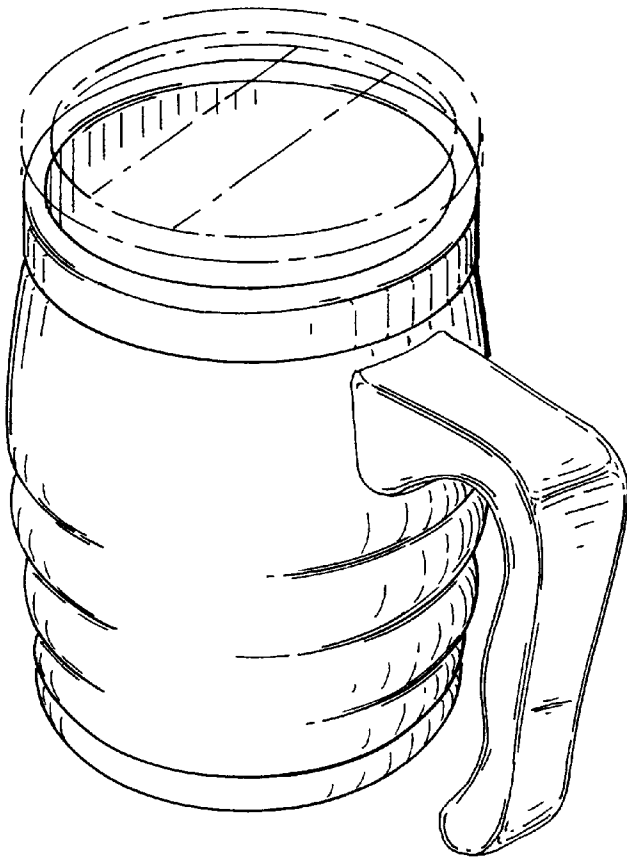


FIG. 1

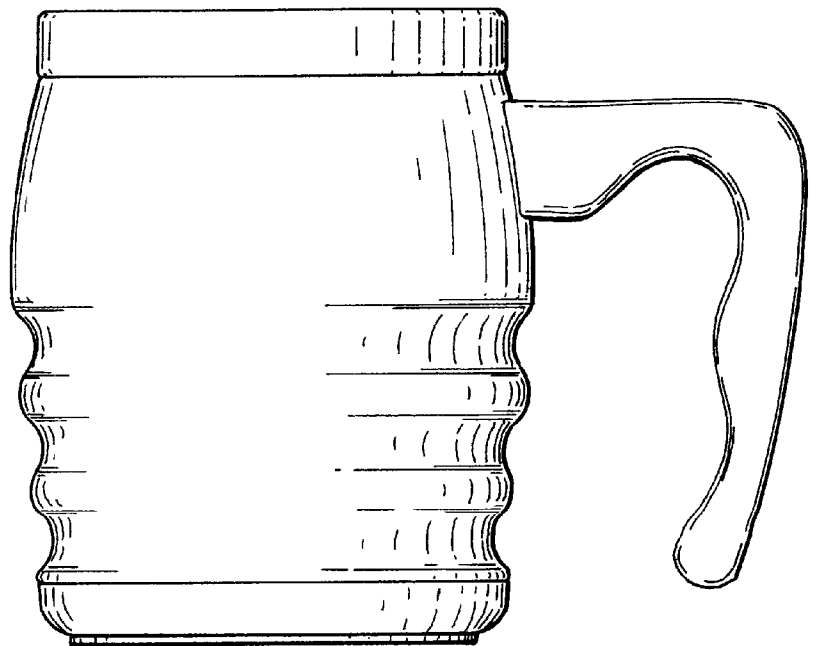


FIG. 2

FIG. 3




FIG. 4




FIG. 5

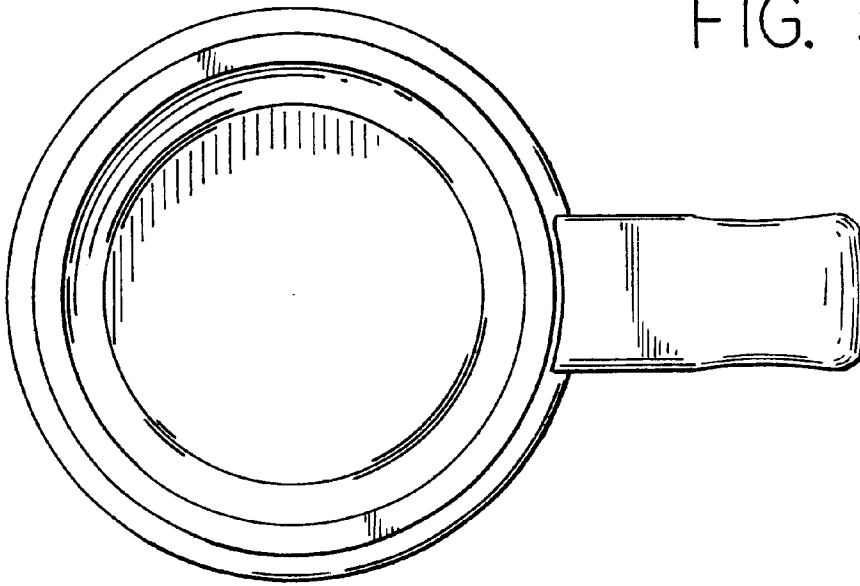


FIG. 6

