



US00D383535S

United States Patent [19]
Bryan, Jr. et al.

[11] **Patent Number:** **Des. 383,535**
[45] **Date of Patent:** ****Sep. 9, 1997**

[54] **TABLET**

D. 298,061 10/1988 Flury et al. D24/103
D. 304,626 11/1989 Contractor et al. D24/102
D. 309,035 7/1990 Ni et al. D24/103

[75] **Inventors:** **Jones W. Bryan, Jr.**, Wilmington, N.C.;
Robert T. Benz, Lebanon, N.J.

[73] **Assignee:** **Schering Corporation**, Kenilworth,
N.J.

Primary Examiner—Kay H. Chin
Attorney, Agent, or Firm—John J. Maitner

[**] **Term:** **14 Years**

[57] **CLAIM**

The ornamental design for a tablet, as shown.

[21] **Appl. No.:** **55,725**

[22] **Filed:** **Apr. 24, 1996**

DESCRIPTION

[51] **LOC (6) Cl.** **28-01**

FIG. 1 is a perspective view of a tablet showing my new design;

[52] **U.S. Cl.** **D24/103**

[58] **Field of Search** D24/100-104;
424/451, 457, 464, 468, 469, 470, 472,
474; D28/8.1, 8.2; D1/100, 106, 115, 121,
127, 128, 130, 199

FIG. 2 is a top plan view thereof;

FIG. 3 is a bottom view thereof;

FIG. 4 is an side view thereof; and,

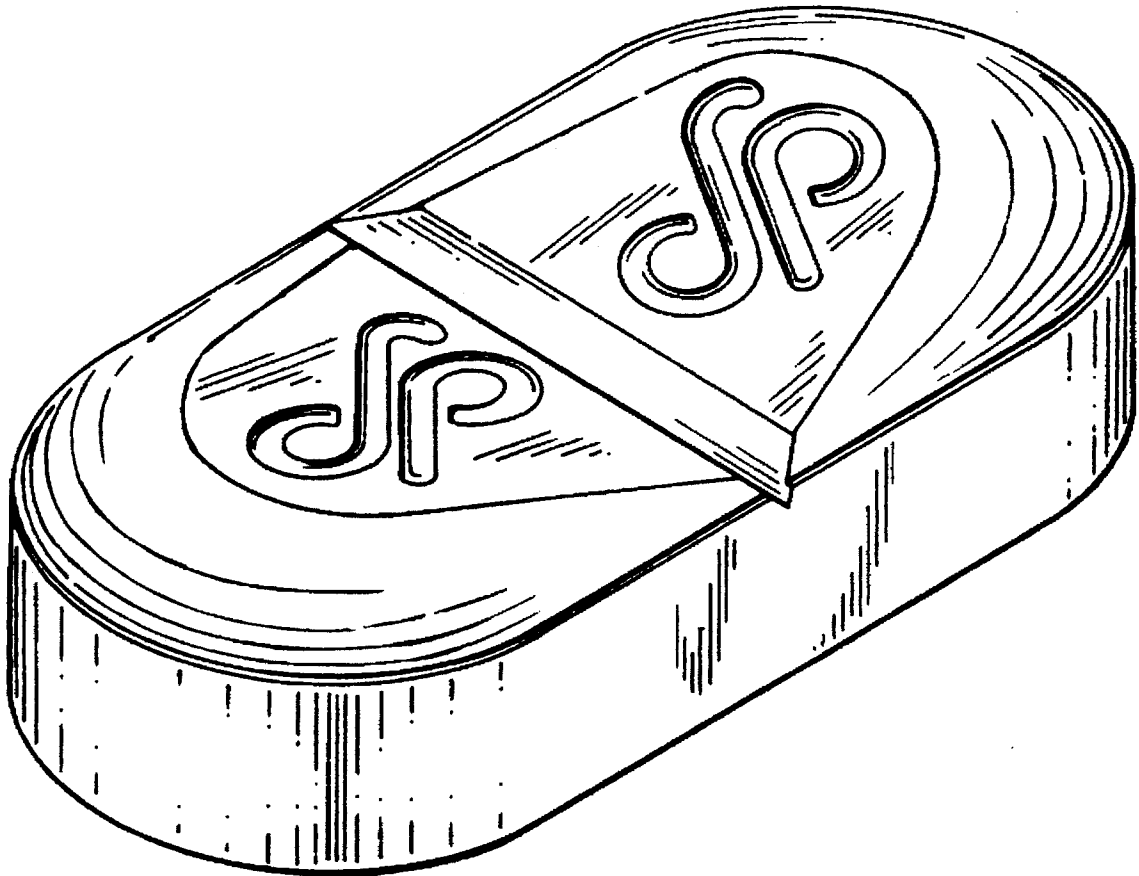
FIG. 5 is an end view thereof.

[56] **References Cited**

U.S. PATENT DOCUMENTS

D. 216,307 12/1969 Ninger D24/103

1 Claim, 2 Drawing Sheets



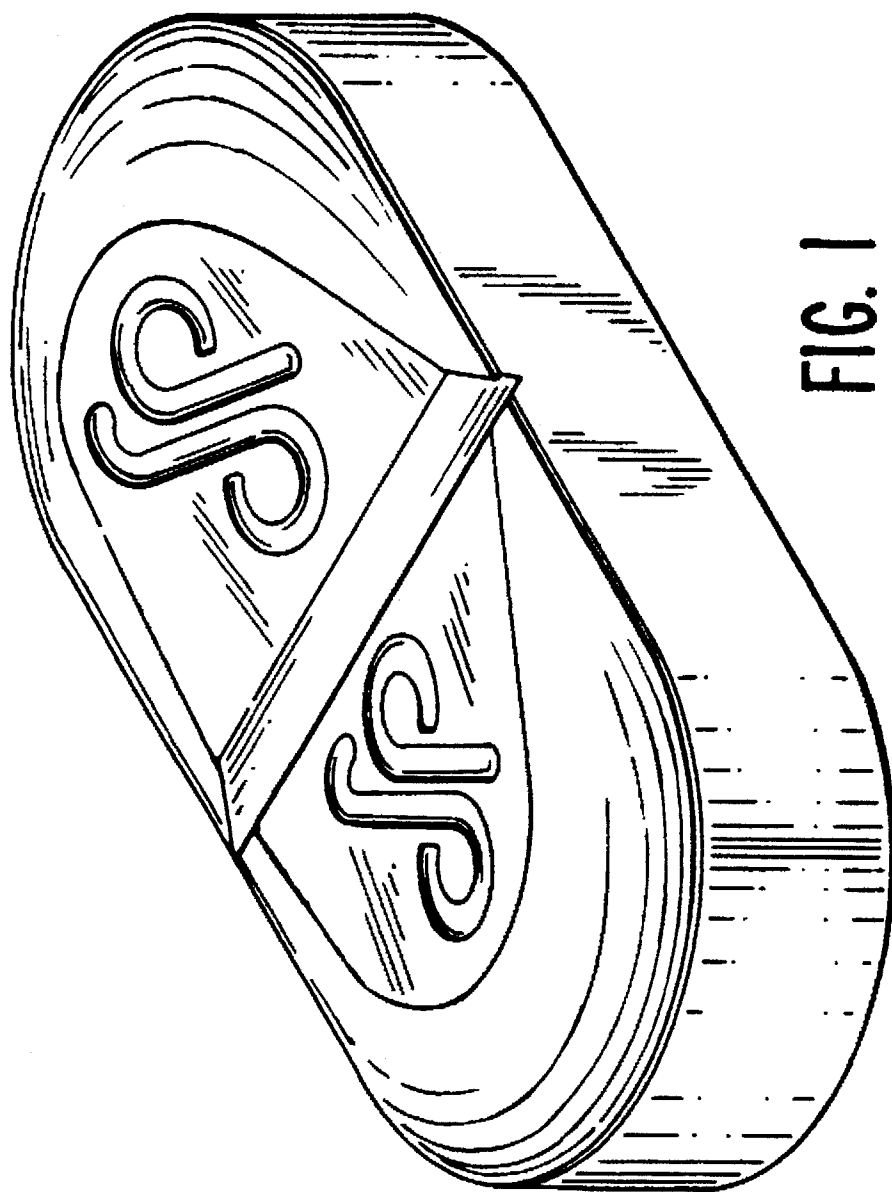


FIG. 1

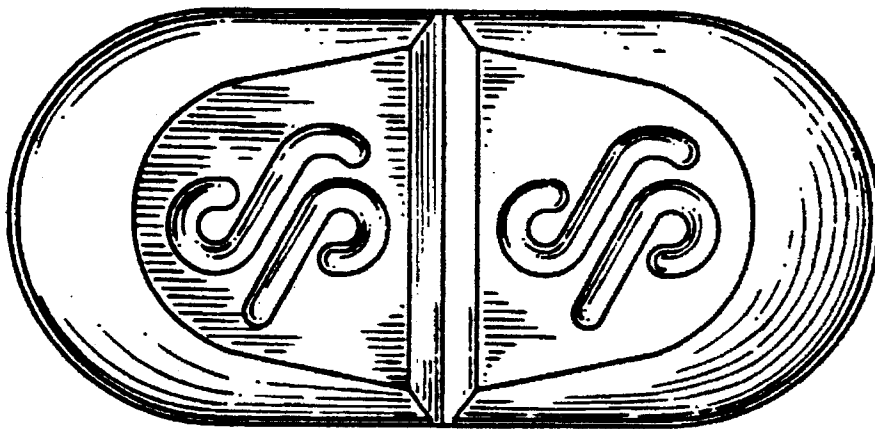


FIG. 2




FIG. 3




FIG. 4

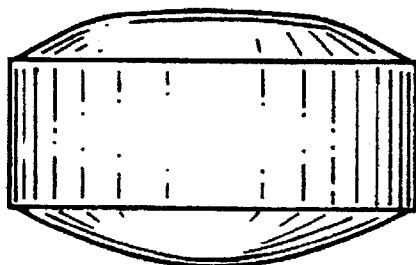


FIG. 5