



US00D813456S

(12) **United States Design Patent**
Christofidellis et al.

(10) **Patent No.:** **US D813,456 S**

(45) **Date of Patent:** **** Mar. 20, 2018**

(54) **SHAVER HANDLE**

(71) Applicant: **Societe BIC**, Clichy (FR)

(72) Inventors: **Efstratios Christofidellis**, Kifissia (GR); **Panagiotis Kopelas**, Dafni (GR); **Nikolaos Ovvadias**, Palaio Faliro (GR); **Ioannis Marios Psimadas**, Vrillissia (GR); **Vasileios Stamoulis**, Trikala (GR)

(73) Assignee: **Societe BIC**, Clichy (FR)

(**) Term: **15 Years**

(21) Appl. No.: **29/602,640**

(22) Filed: **May 2, 2017**

Related U.S. Application Data

(63) Continuation-in-part of application No. 29/558,378, filed on Mar. 17, 2016.

Foreign Application Priority Data

Mar. 2, 2016 (EM) 003009968

(51) **LOC (11) Cl.** **28-03**

(52) **U.S. Cl.**
USPC **D28/48**

(58) **Field of Classification Search**
USPC D28/44, 45-48
CPC B26B 21/00-21/06; B26B 21/08-21/125;
B26B 21/40-21/4031; B26B 21/4043;
B26B 21/4062; B26B 21/4068-21/4075

See application file for complete search history.

(56) **References Cited**

U.S. PATENT DOCUMENTS

D615,245 S *	5/2010	Lukan	D28/47
D615,708 S *	5/2010	Lukan	D28/48
D653,396 S *	1/2012	Watson	D28/47
D656,676 S *	3/2012	Cavazos Jimenez	D28/48
D659,286 S *	5/2012	Lukan	D28/46
D664,714 S *	7/2012	Christie	D28/48
D699,395 S *	2/2014	Bae	D28/48
D700,995 S *	3/2014	Lee	D28/48
D731,709 S *	6/2015	Provost	D28/48
D739,604 S *	9/2015	Christie	D28/48
D739,980 S *	9/2015	Psimadas	D28/48
D754,926 S *	4/2016	Psimadas	D28/47
D754,927 S *	4/2016	Psimadas	D28/48
D762,007 S *	7/2016	Psimadas	D28/48
D762,922 S *	8/2016	Psimadas	D28/48
D768,929 S *	10/2016	Go	D28/48

* cited by examiner

Primary Examiner — Jennifer Rivard
(74) *Attorney, Agent, or Firm* — The H.T. Than Law Group

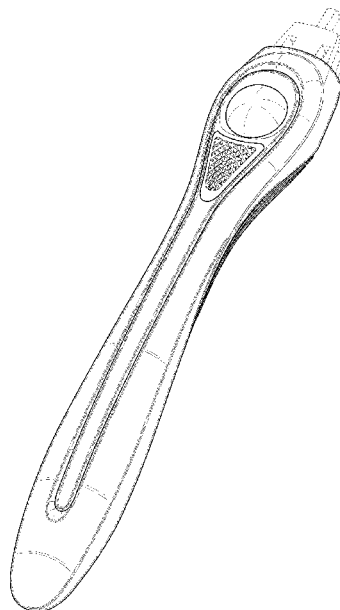
(57) **CLAIM**

The ornamental design for a shaver handle, as shown and described.

DESCRIPTION

FIG. 1 is perspective view of an ornamental design for a shaver handle according to the present invention; FIG. 2 is a rear view thereof; FIG. 3 is a front view thereof; FIG. 4 is a left side view thereof; FIG. 5 is a right side view thereof; FIG. 6 is a top view thereof; and, FIG. 7 is a bottom view thereof. The broken lines illustrate portions of the shaver handle and form no part of the claimed design.

1 Claim, 6 Drawing Sheets



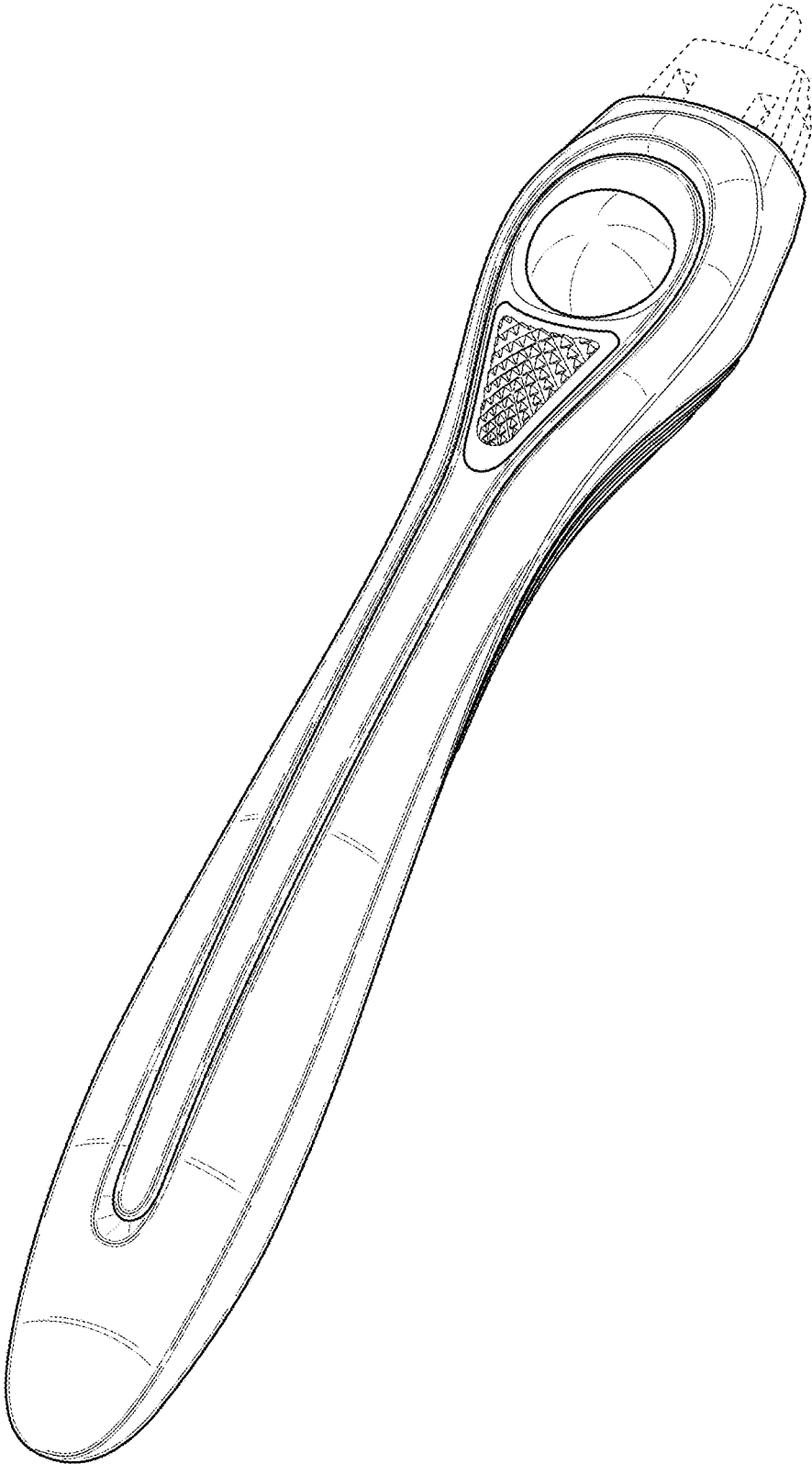


Fig. 1

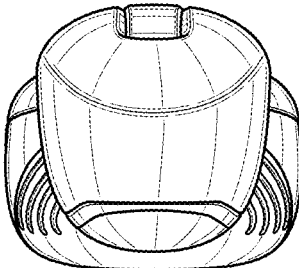


Fig. 2

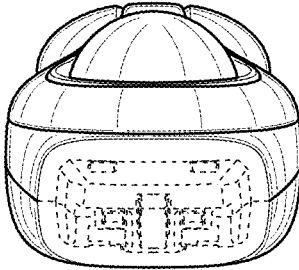


Fig. 3

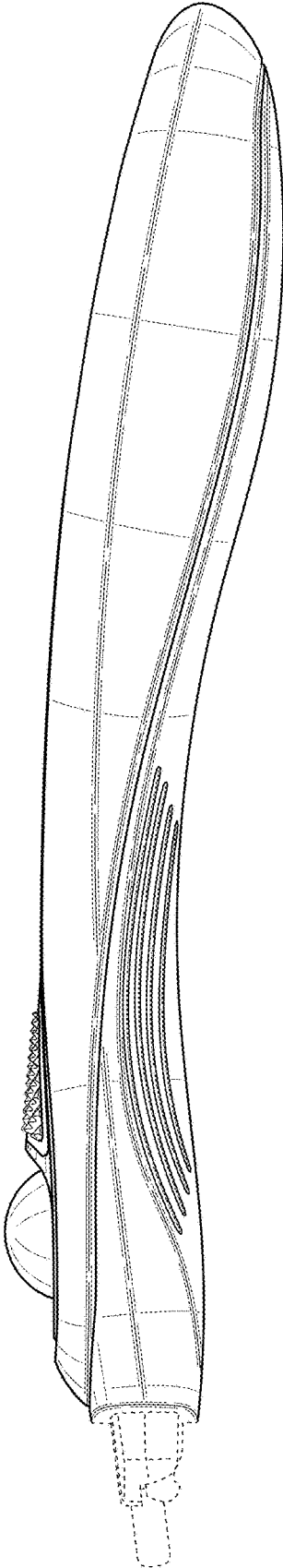


Fig. 4

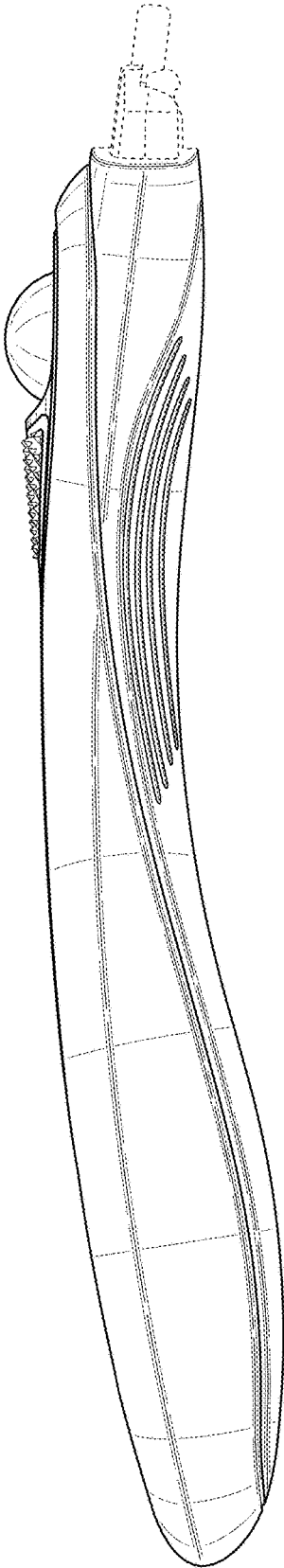


Fig. 5

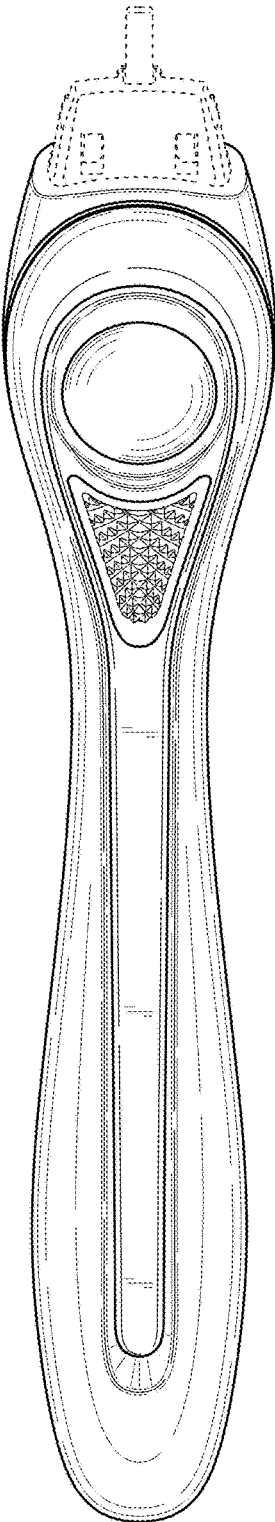


Fig. 6

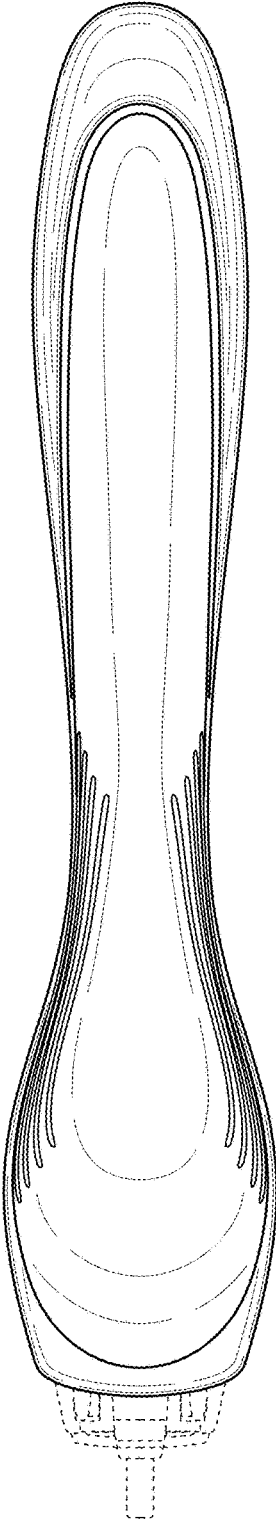


Fig. 7