



US00D596031S

(12) **United States Design Patent**  
**Wehrmann**

(10) **Patent No.:** **US D596,031 S**

(45) **Date of Patent:** **\*\* Jul. 14, 2009**

(54) **INFLATABLE PACKING MATERIAL**

(75) Inventor: **Rick Steven Wehrmann**, Hudson, OH (US)

(73) Assignee: **Automated Packaging Systems, Inc.**, Streetsboro, OH (US)

(\*\*) Term: **14 Years**

(21) Appl. No.: **29/325,625**

(22) Filed: **Oct. 3, 2008**

(51) **LOC (9) Cl.** ..... **09-07**

(52) **U.S. Cl.** ..... **D9/456**

(58) **Field of Classification Search** ..... D9/434, D9/435, 456, 457, 458, 459, 460, 499; D5/1, D5/2, 3, 8, 15, 16, 17, 29, 39, 53, 58, 59; 428/34.1, 118, 166, 178, 188, 192, 200; 156/145, 156/188, 210, 272, 285, 292, 308.4, 322, 156/494, 499; 206/522, 524.8, 538, 539; 264/167, 171.26, 319; 299/87; 229/87.02; 5/713; D3/313

See application file for complete search history.

(56) **References Cited**

**U.S. PATENT DOCUMENTS**

D220,314 S *	3/1971	Dunton	.....	D9/456
3,769,145 A *	10/1973	Gresham et al.	.....	428/118
4,017,351 A *	4/1977	Larson et al.	.....	156/494
4,096,306 A *	6/1978	Larson	.....	428/192
4,287,250 A *	9/1981	Rudy	.....	428/166
4,551,379 A *	11/1985	Kerr	.....	428/200
5,009,318 A *	4/1991	Lepinoy	.....	206/524.8
5,901,393 A *	5/1999	Pepe et al.	.....	5/713
6,565,946 B2 *	5/2003	Perkins et al.	.....	428/166
D480,646 S *	10/2003	Borchard et al.	.....	D9/456
D490,711 S *	6/2004	DeLuca et al.	.....	D9/456
D512,311 S *	12/2005	DeLuca et al.	.....	D9/456

D513,182 S \* 12/2005 DeLuca et al. .... D9/456  
2006/0251833 A1 11/2006 Gavin

\* cited by examiner

*Primary Examiner*—Robert M Spear  
*Assistant Examiner*—Barbara B Lohr  
(74) *Attorney, Agent, or Firm*—Calfee, Halter & Griswold LLP

(57) **CLAIM**

The ornamental design for an inflatable packing material, as shown and described.

**DESCRIPTION**

FIG. 1 is an isometric view of an inflatable packing material, showing my new design in a non-inflated condition.

FIG. 2 is a top plan view of the inflatable packing material of FIG. 1, the bottom being a mirror image of the top;

FIG. 3 is a second isometric view of the inflatable packing material, shown in an alternate, inflated condition and sealed along a seal line.

FIG. 4 is an enlarged fragmentary view showing a portion of the inflatable packing material as indicated in FIG. 3;

FIG. 5 is top plan view of the inflatable packing material of FIG. 3, the bottom being a mirror image of the top,

FIG. 6 is a left side view of the inflatable packing material of FIG. 3;

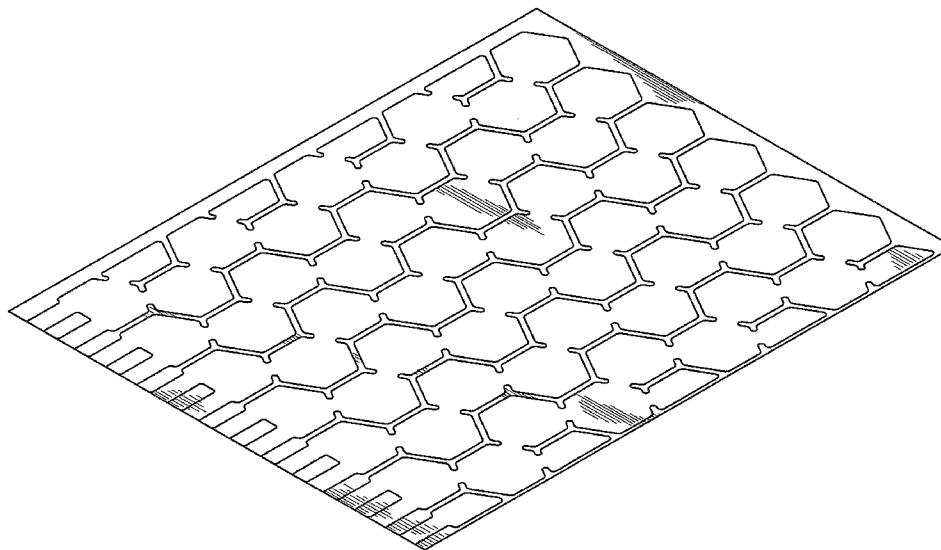
FIG. 7 is a right side view of the inflatable packing material of FIG. 3;

FIG. 8 is a back view of inflatable packing material of FIG. 3; and,

FIG. 9 is a front view of inflatable packing material of FIG. 3.

Any portions of the Figures shown in broken lines are not part of the claimed design but are for illustration only.

**1 Claim, 6 Drawing Sheets**



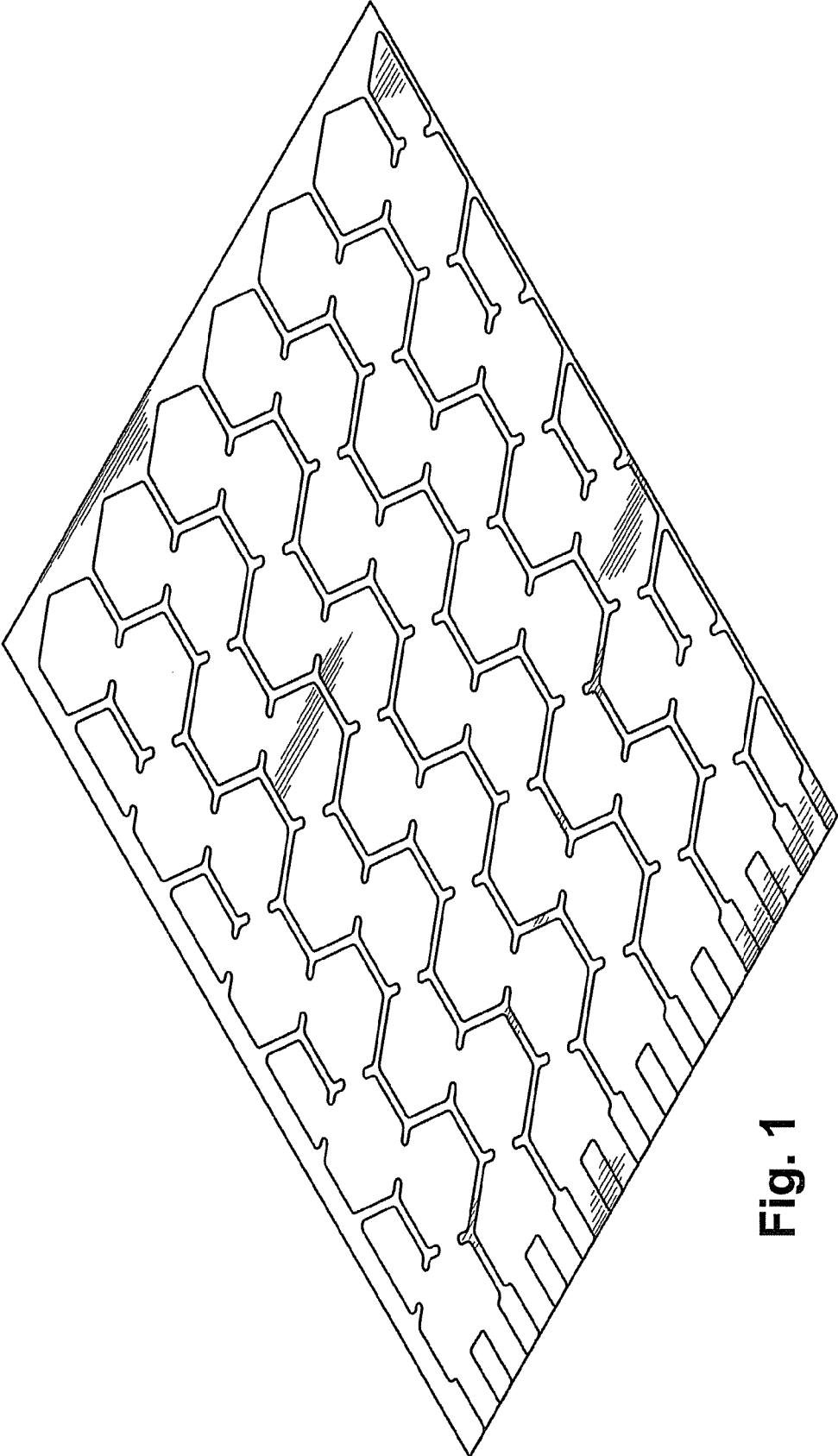


Fig. 1

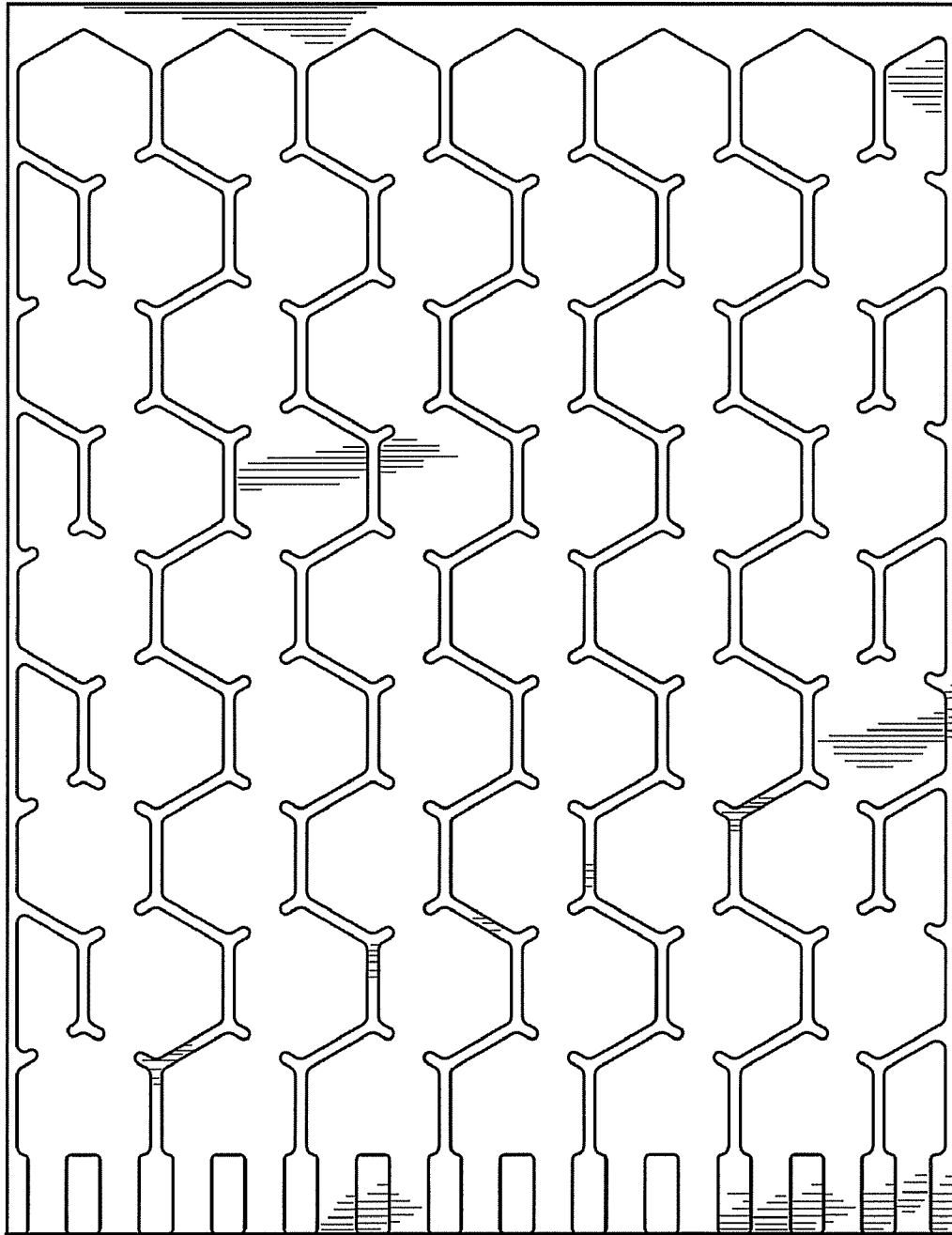


Fig. 2

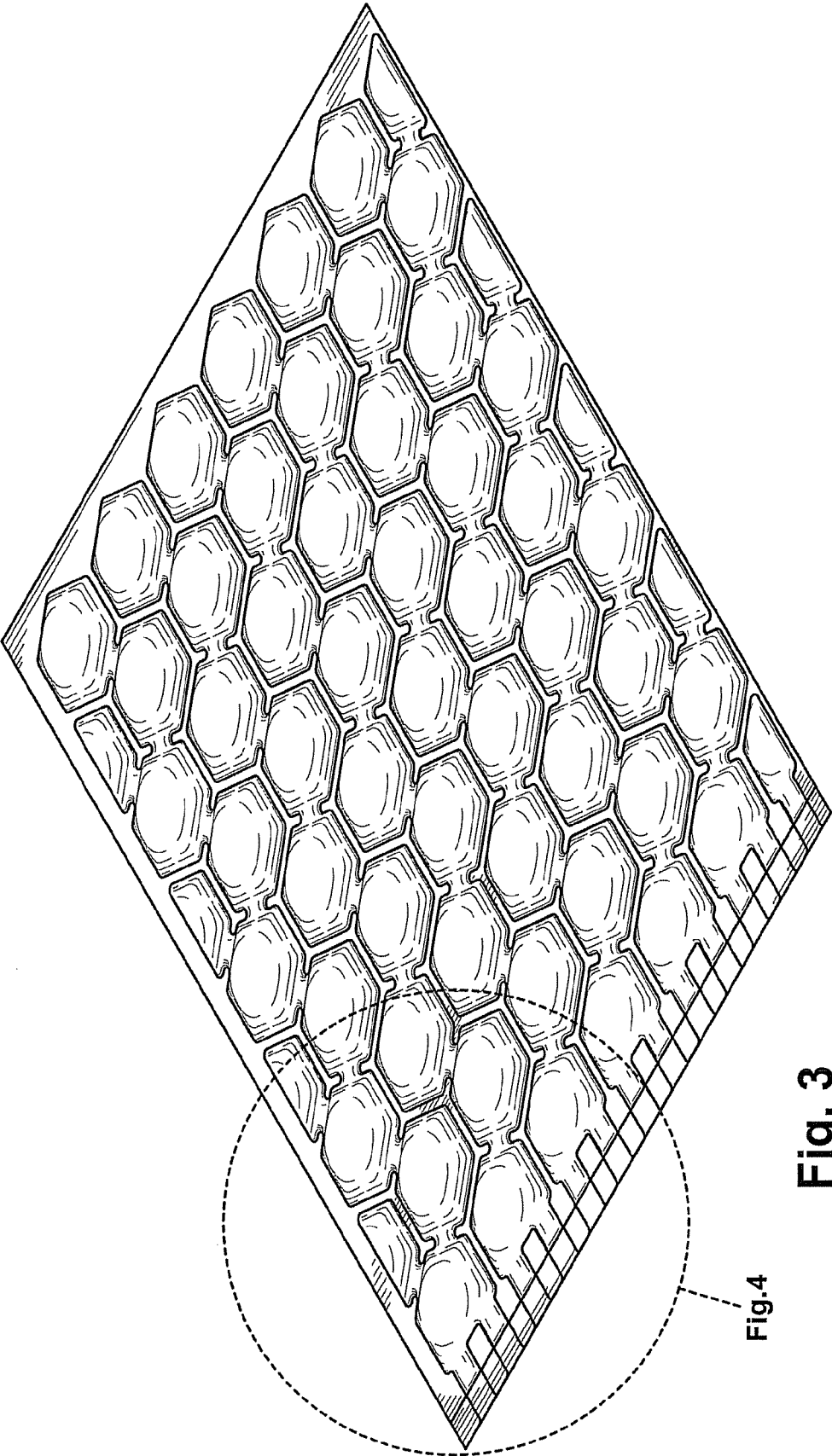


Fig. 3

Fig. 4

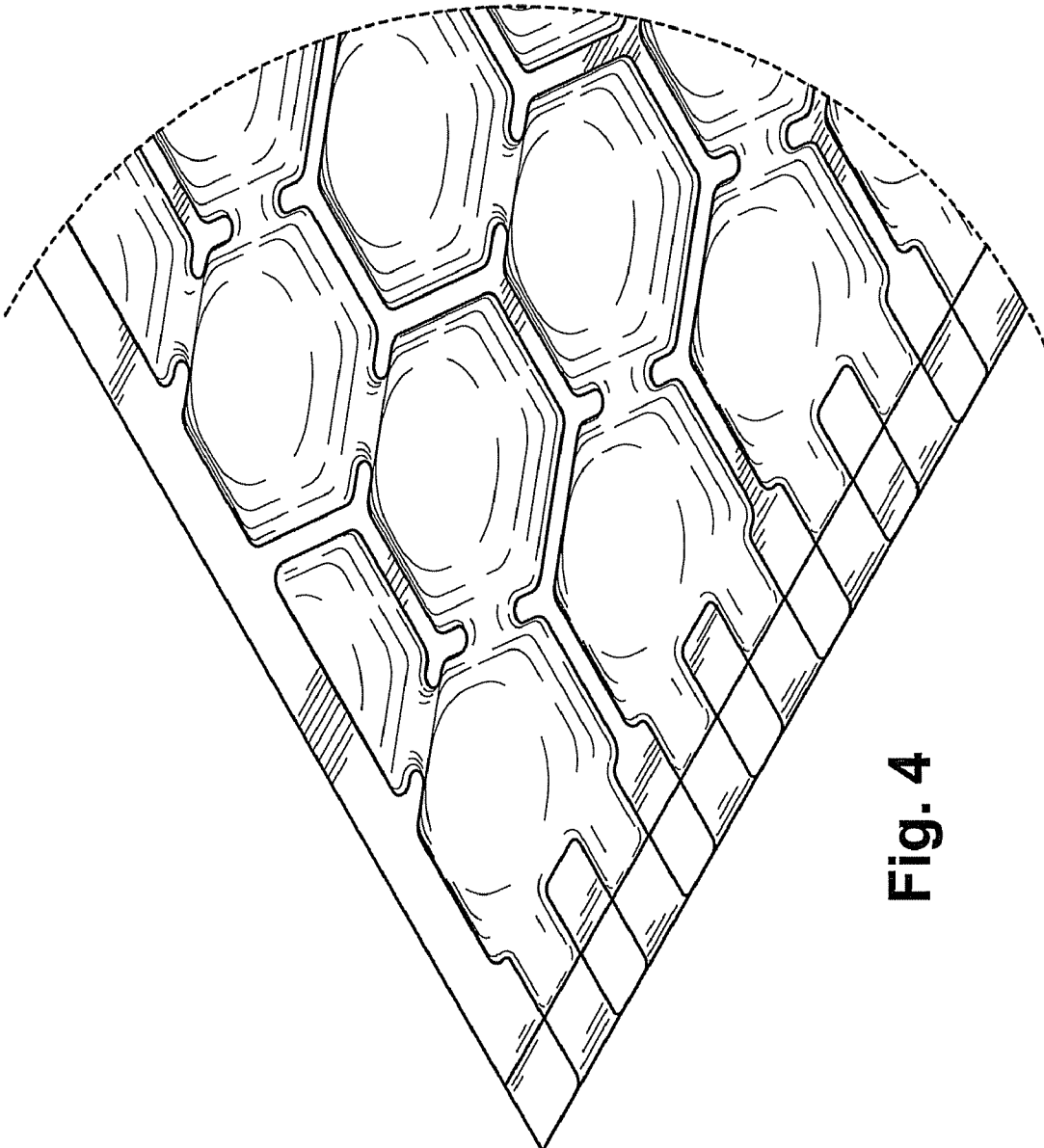


Fig. 4




Fig. 5



**Fig. 6**



**Fig. 7**



**Fig. 8**



**Fig. 9**