



US00D356997S

United States Patent [19]

[11] Patent Number: **Des. 356,997**

Lehmann

[45] Date of Patent: **** Apr. 4, 1995**

[54] **MULTI-PLUG CONNECTOR**

[76] Inventor: **Helmut H. Lehmann**, Hohe Strasse 2,
D-6350 Bad Nauheim, Germany

[**] Term: **14 Years**

[21] Appl. No.: **6,531**

[22] Filed: **Mar. 29, 1993**

[30] **Foreign Application Priority Data**

Sep. 29, 1992 [DE] Germany 92 07 107.4

[52] U.S. Cl. **D13/146**

[58] Field of Search D13/137, 139, 141, 142;
439/502, 651, 652, 685

[56] **References Cited**

U.S. PATENT DOCUMENTS

D. 297,231 8/1988 Rasnake et al. D13/140

| | | | |
|------------|---------|--------------------|-----------|
| D. 312,240 | 11/1990 | Esslinger | D13/137 |
| 2,748,359 | 5/1956 | Swan | 439/502 |
| 3,493,915 | 2/1970 | Cox | 439/651 X |
| 4,215,277 | 7/1980 | Weiner et al. | D13/142 X |
| 4,659,161 | 4/1987 | Holcomb | 439/652 X |

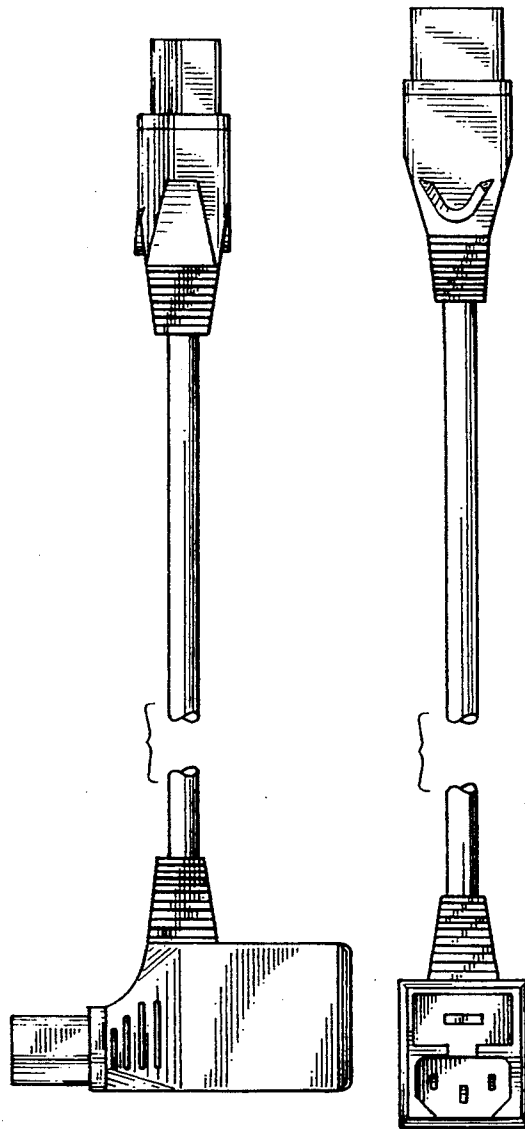
Primary Examiner—Joel Sincavage

[57] **CLAIM**

The ornamental design for multi-plug connector, as shown and described.

DESCRIPTION

FIG. 1 is a front elevational view of a multi-plug connector embodying my new design, the rear being the mirror image thereof;
FIG. 2 is a right side elevational view thereof;
FIG. 3 is a left side elevational view thereof;
FIG. 4 is a top plan view thereof; and,
FIG. 5 is a bottom view thereof.



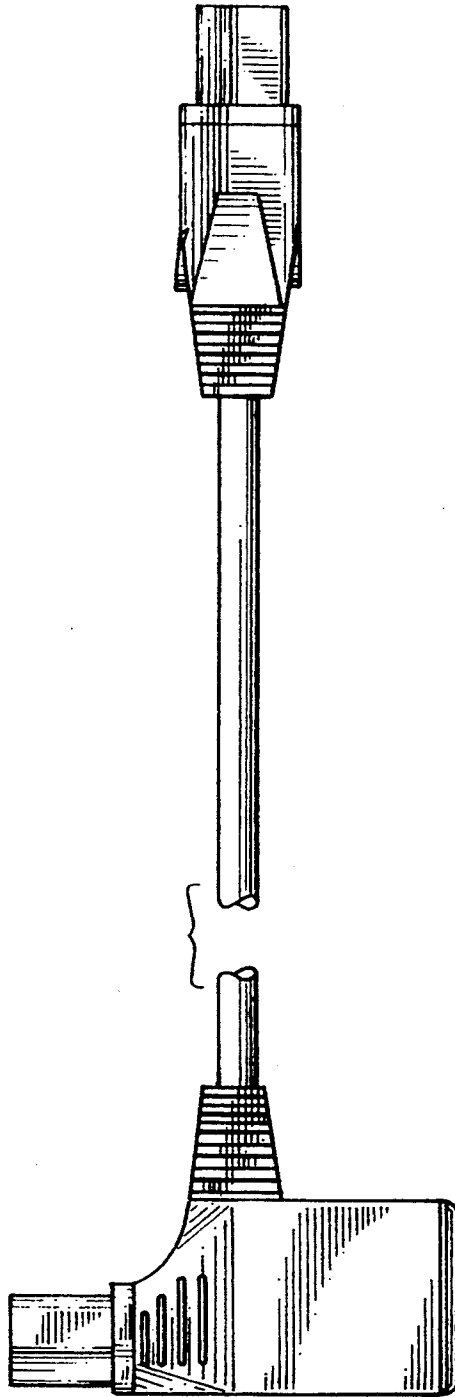


FIG. 1

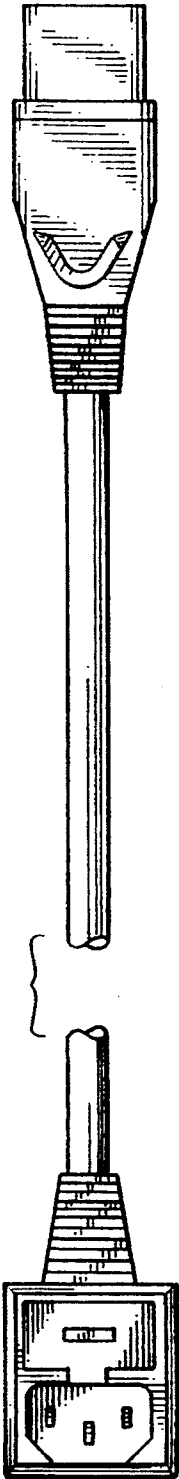


FIG. 2




FIG. 3

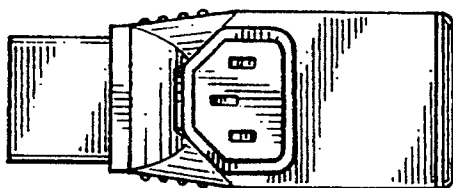


FIG. 4

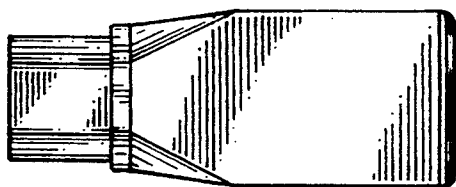


FIG. 5