

[54] SHOE CABINET

[76] Inventor: **Bonnie J. Quartermaine**, Suite 5-221,  
P.O. Box 17135, Phoenix, Ariz.  
85011

[\*\*] Term: **14 Years**

[21] Appl. No.: **77,323**

[22] Filed: **Jul. 24, 1987**

[52] U.S. Cl. .... **D6/432; D6/448**

[58] Field of Search ..... **D6/411-414,**  
**D6/415, 432, 448, 396, 397; 211/13, 34-38;**  
**223/120; 312/204, 321**

[56] **References Cited**

**U.S. PATENT DOCUMENTS**

D. 24,079	3/1895	Carolan	.....	D6/432
D. 45,578	4/1914	Westerdale	.....	D6/397
D. 87,717	9/1932	Grimm	.....	D6/414
D. 224,870	10/1972	Klein	.....	D6/432
332,238	12/1885	Denton	.....	211/36 X

2,941,659	6/1960	Thrower et al.	.....	211/34 X
2,943,899	7/1960	Beller	.....	211/34 X
3,331,513	7/1967	Cappelli	.....	211/34
3,563,390	2/1971	Kim	.....	211/35
4,085,356	11/1977	Michal	.....	D6/458 X

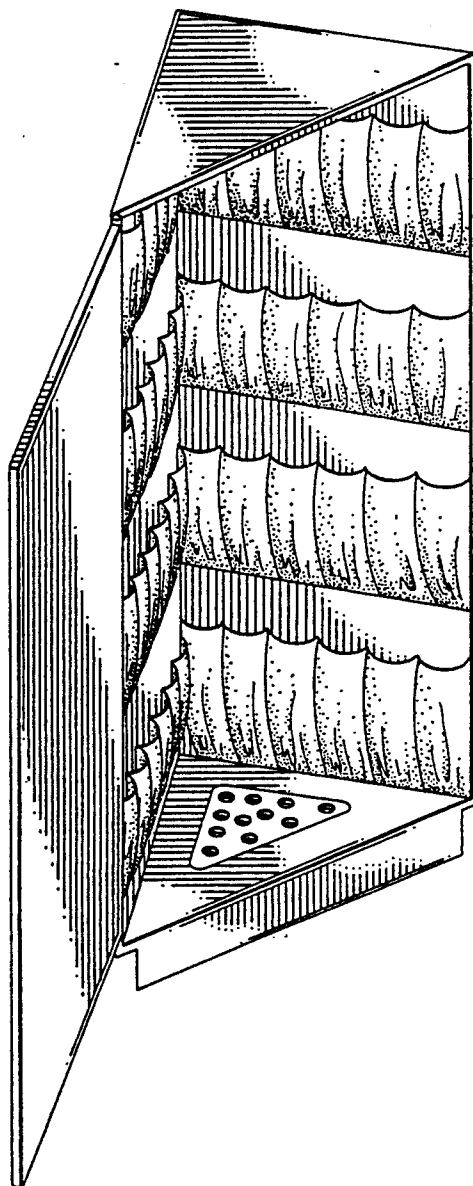
*Primary Examiner*—Carmen H. Vales-Lado  
*Attorney, Agent, or Firm*—Cahill, Sutton & Thomas

[57] **CLAIM**

The ornamental design for a shoe cabinet, as shown and described.

**DESCRIPTION**

FIG. 1 is a front perspective view of a shoe cabinet showing my new design;  
FIG. 2 is a rear perspective view, the door corner broken away for convenience of illustration;  
FIG. 3 is a right side elevational view thereof;  
FIG. 4 is a top plan view; and  
FIG. 5 is a bottom plan view.  
FIGS. 3-5 are shown reduced for convenience of illustration.



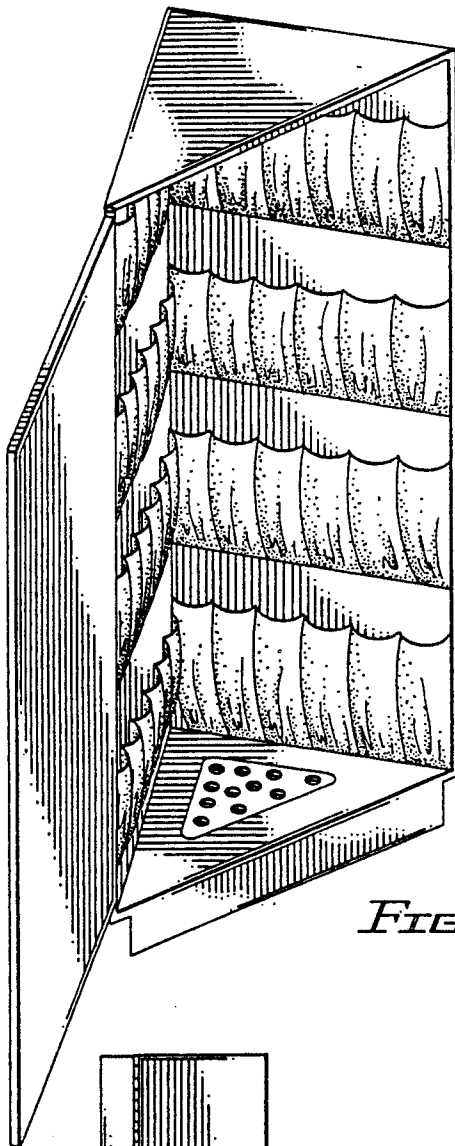


FIG. 1

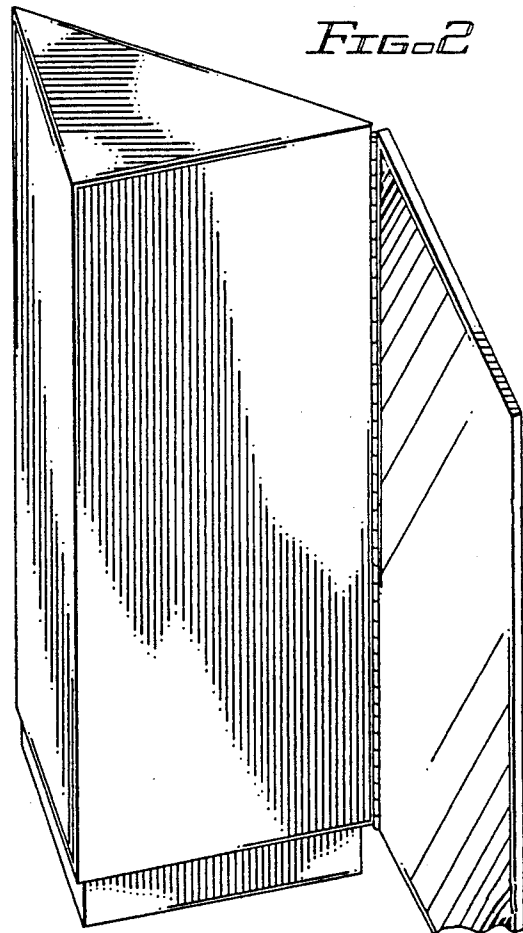


FIG. 2



FIG. 3

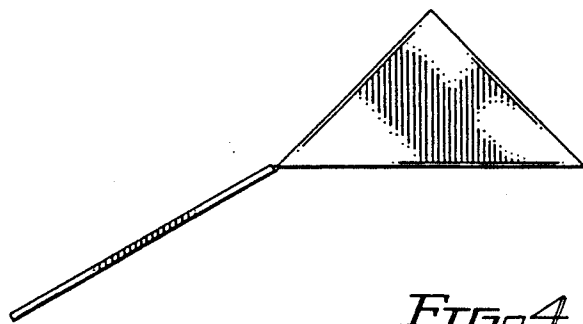


FIG. 4

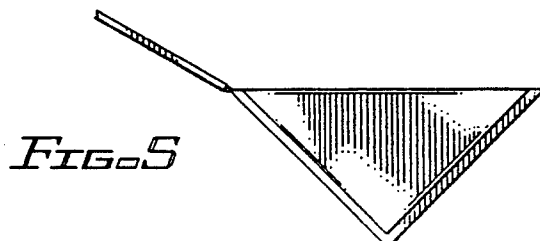


FIG. 5