



US00D938579S

(12) **United States Design Patent**
Tretheway et al.

(10) **Patent No.:** **US D938,579 S**

(45) **Date of Patent:** **** Dec. 14, 2021**

- (54) **OSTOMY BAG**
- (71) Applicant: **Salts Healthcare Limited**, Birmingham (GB)
- (72) Inventors: **Lee Tretheway**, Birmingham (GB); **Lee Howard**, Birmingham (GB); **Iain Powner**, Birmingham (GB); **Jesus Alfaro**, Birmingham (GB)
- (73) Assignee: **Salts Healthcare Limited**, Birmingham (GB)

D460,550 S *	7/2002	Falconer	D24/118
6,589,221 B1 *	7/2003	Olsen	A61F 5/4407 604/332
D481,864 S *	11/2003	Landry	D2/976
D487,313 S *	3/2004	Mazzella	D24/118
6,790,200 B2 *	9/2004	Fenton	A61F 5/445 604/332
7,223,260 B2 *	5/2007	Hansen	A61F 5/4407 383/31
D607,559 S *	1/2010	Schena	D24/118
D618,791 S *	6/2010	Schena	D24/118
8,088,114 B1 *	1/2012	Pauze	A61F 5/449 604/335

(Continued)

(**) Term: **15 Years**

Primary Examiner — T Chase Nelson

Assistant Examiner — Kelly L Gross

(21) Appl. No.: **29/684,470**

(74) *Attorney, Agent, or Firm* — Boyle Fredrickson S.C.

(22) Filed: **Mar. 21, 2019**

(51) **LOC (13) Cl.** **24-02**

(52) **U.S. Cl.**
USPC **D24/118**

(58) **Field of Classification Search**
USPC D24/108, 112–114, 118, 127, 129, 130,
D24/133, 186, 189; D2/976
CPC A61M 1/0011; A61F 5/442; A61F
201/00153
See application file for complete search history.

(57) **CLAIM**

The ornamental design for an ostomy bag, as shown and described.

DESCRIPTION

The patent or application file contains at least one drawing executed in color. Copies of this patent or patent application publication with color drawing(s) will be provided by the Office upon request and payment of the necessary fee.

FIG. 1 is a front elevation view of an ostomy bag incorporating our new color design; and, FIG. 2 is a rear elevation view of the ostomy bag of FIG. 1, wherein the parts shown in dashed lines do not form part of the claimed design.


The solid black in the figures is used to show solid black surfaces and is part of the claimed design. The dashed lines found at the boundary of the black surfaces form no part of the claimed design and are offset from the boundary only for legibility purposes. All surfaces not shown form no part of the claimed design.

(56) **References Cited**

U.S. PATENT DOCUMENTS

D303,575 S *	9/1989	Steer	D24/118
4,988,343 A *	1/1991	Bal	A61F 5/4407 383/66
D354,560 S *	1/1995	Chase	D24/118
D379,654 S *	6/1997	Holtermann	D24/118
D380,543 S *	7/1997	Piontek	D24/108
D396,731 S *	8/1998	Mirto	D24/118
D398,990 S *	9/1998	Briggs	D24/118
D398,991 S *	9/1998	Briggs	D24/118
D400,245 S *	10/1998	Niedospial, Jr.	D24/118
D408,533 S *	4/1999	Niedospial, Jr.	D24/118

1 Claim, 2 Drawing Sheets
(2 of 2 Drawing Sheet(s) Filed in Color)






FIG. 1

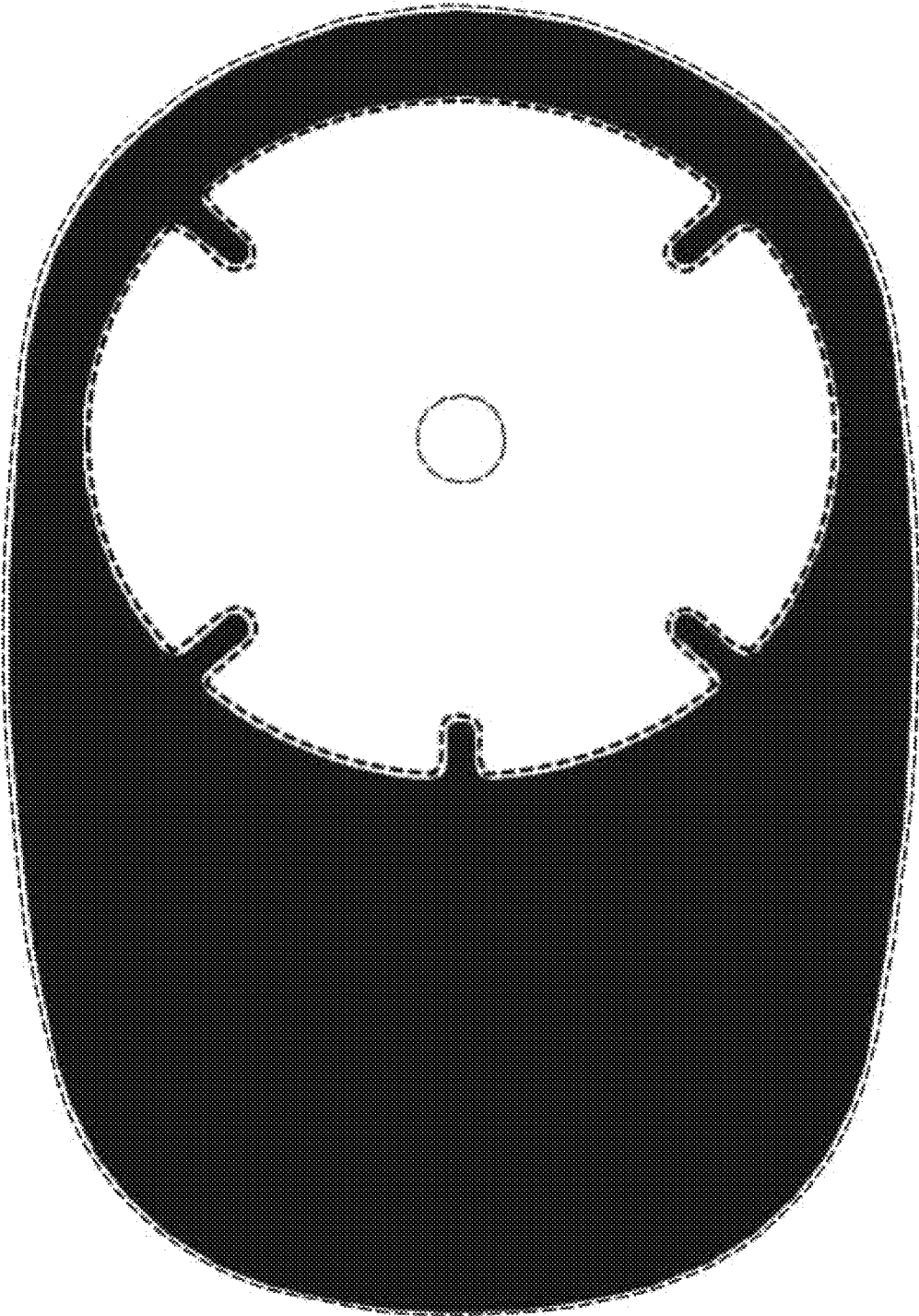


FIG. 2