



US00D899604S

(12) **United States Design Patent** (10) **Patent No.:** **US D899,604 S**
DaCosta et al. (45) **Date of Patent:** **** Oct. 20, 2020**

(54) **HANDHELD DEVICE**

FOREIGN PATENT DOCUMENTS

(71) Applicant: **MolecuLight, Inc.**, Toronto (CA)

EM 000685813-0002 3/2007
EM 000883749-0001 3/2008

(72) Inventors: **Ralph DaCosta**, Etobicoke (CA);
Craig Kennedy, Hickory, NC (US);
Catherine Theodoropoulos, Toronto (CA);
Nitesh Mistry, Markham (CA);
Danielle Starr, Toronto (CA); **Todd Daynes**, Aurora (CA); **Todd Meaney**, Thornhill (CA); **Liis Teene**, Toronto (CA); **Christopher Aiston**, Mont Vernon, NH (US); **Sarah Reed**, Louisville, CO (US); **Bob McCaffrey**, Hillsborough, NH (US); **Art Rousmaniere**, Andover, MA (US); **José Wong**, Bedford, NH (US)

(Continued)

OTHER PUBLICATIONS

Office Action dated Dec. 28, 2017 in co-pending U.S. Appl. No. 29/505,784.

(Continued)

Primary Examiner — Anhdao Doan

(74) *Attorney, Agent, or Firm* — Jones Robb, PLLC

(73) Assignee: **MolecuLight, Inc.**, Toronto, Ontario (CA)

(57) **CLAIM**

The ornamental design for a handheld device, as shown and described.

(**) Term: **15 Years**

DESCRIPTION

(21) Appl. No.: **29/638,857**

(22) Filed: **Mar. 1, 2018**

Related U.S. Application Data

(62) Division of application No. 29/505,784, filed on Feb. 8, 2016, now Pat. No. Des. 837,388.

(51) **LOC (12) Cl.** **24-01**

(52) **U.S. Cl.**
USPC **D24/186**

(58) **Field of Classification Search**
USPC D24/158, 164–169, 186, 107, 137, 185;
D10/78

(Continued)

(56) **References Cited**

U.S. PATENT DOCUMENTS

D424,029 S 5/2000 Collins
D425,980 S * 5/2000 Last D24/107

(Continued)

This application is related to U.S. Design patent application Ser. No. 29/638,861, entitled “Handheld Device,” and filed on a date even herewith, the entire contents of which is incorporated by reference herein.

FIG. 1 is a front perspective view of a handheld device showing our new design.

FIG. 2 is back perspective view thereof.

FIG. 3 is another back perspective view thereof.

FIG. 4 is a front view thereof.

FIG. 5 is a back view thereof.

FIG. 6 is a right side view thereof.

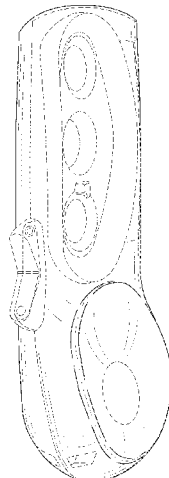
FIG. 7 is a left side view thereof.

FIG. 8 is a top view thereof; and,

FIG. 9 is a bottom view thereof.

The broken lines immediately adjacent to the shaded areas represent the bounds of the claim, and the remaining broken lines illustrate portions of the hand held device that form no part of the claimed design; the broken lines and the unshaded surfaces form no part of the claimed design.

1 Claim, 7 Drawing Sheets



(58) **Field of Classification Search**

CPC ... A61B 5/0059; A61B 5/0066; A61B 5/0071;
 A61B 5/0077; A61B 5/445; G01N
 21/6456; G01N 21/6458; G01N 21/631
 See application file for complete search history.

D724,216 S 3/2015 Gant et al.
 9,042,967 B2 5/2015 Dacosta et al.
 D740,945 S 10/2015 Booth et al.
 D753,308 S 4/2016 Marinkovich et al.
 D769,447 S 10/2016 Choumach et al.
 D775,360 S 12/2016 Berg et al.
 D790,708 S 6/2017 Personelli
 10,390,705 B2* 8/2019 Ou-Yang A61B 1/043

(56) **References Cited**

U.S. PATENT DOCUMENTS

D461,185 S 8/2002 Ando
 D461,895 S 8/2002 Barnes et al.
 D462,446 S 9/2002 Felix et al.
 D484,600 S 12/2003 Kaar et al.
 D495,418 S 8/2004 Rounds et al.
 D534,445 S 1/2007 Kaushal et al.
 D545,436 S 6/2007 Padain
 D546,458 S 7/2007 Hannant
 D549,830 S 8/2007 Behar et al.
 D550,364 S 9/2007 Glover et al.
 D557,422 S 12/2007 Arbogast et al.
 D601,257 S 9/2009 Berlinger et al.
 D604,855 S * 11/2009 Shearlaw D24/186
 D606,659 S 12/2009 Kiani et al.
 D609,197 S * 2/2010 Koskela D13/168
 D612,275 S 3/2010 Salter et al.
 D621,515 S 8/2010 Chua et al.
 D622,393 S 8/2010 Gatrall et al.
 D623,754 S 9/2010 Tuhkanen
 D633,502 S 3/2011 Alegiani
 D659,840 S 5/2012 Cheng et al.
 D663,421 S 7/2012 Steiner et al.
 D684,490 S 6/2013 Nelson et al.
 D684,491 S 6/2013 Confield et al.
 D699,853 S 2/2014 Confield et al.
 D701,781 S 4/2014 Chen et al.

FOREIGN PATENT DOCUMENTS

EM 00172006-0003 7/2010
 EM 002101980-0001 9/2012
 FR 062591-0001 11/2006
 ID 78051 2/1996
 ID 110267 1/2007
 ID 126577 1/2009
 ID 127921 9/2009
 ID 143092 6/2012
 ID 150134 1/2014
 ID 154985 11/2014
 RU 57295 7/2005
 RU 77626 3/2011
 SE 69788-0001 11/2003

OTHER PUBLICATIONS

Introducing MolecuLight I: X, "Handheld Technology to Visualize Bacteria in Wounds", <<http://us.moleculight.com/>>, 6 pages; reviewed from the Internet on Nov. 30, 2017.
 Notice of Allowance in U.S. Appl. No. 29/505,784, dated Aug. 7, 2018.
 Non-Final Office Action in U.S. Appl. No. 29/638,861, dated Oct. 24, 2019.

* cited by examiner

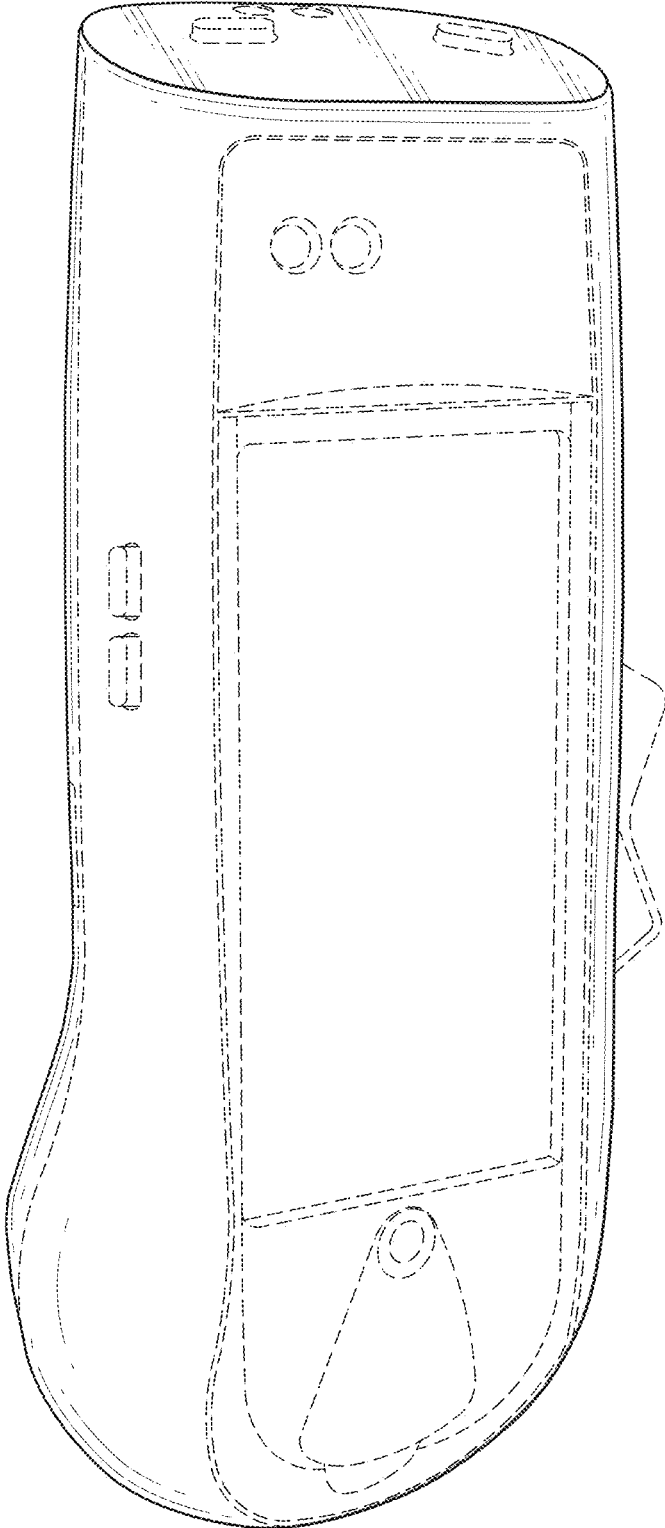


FIG. 1

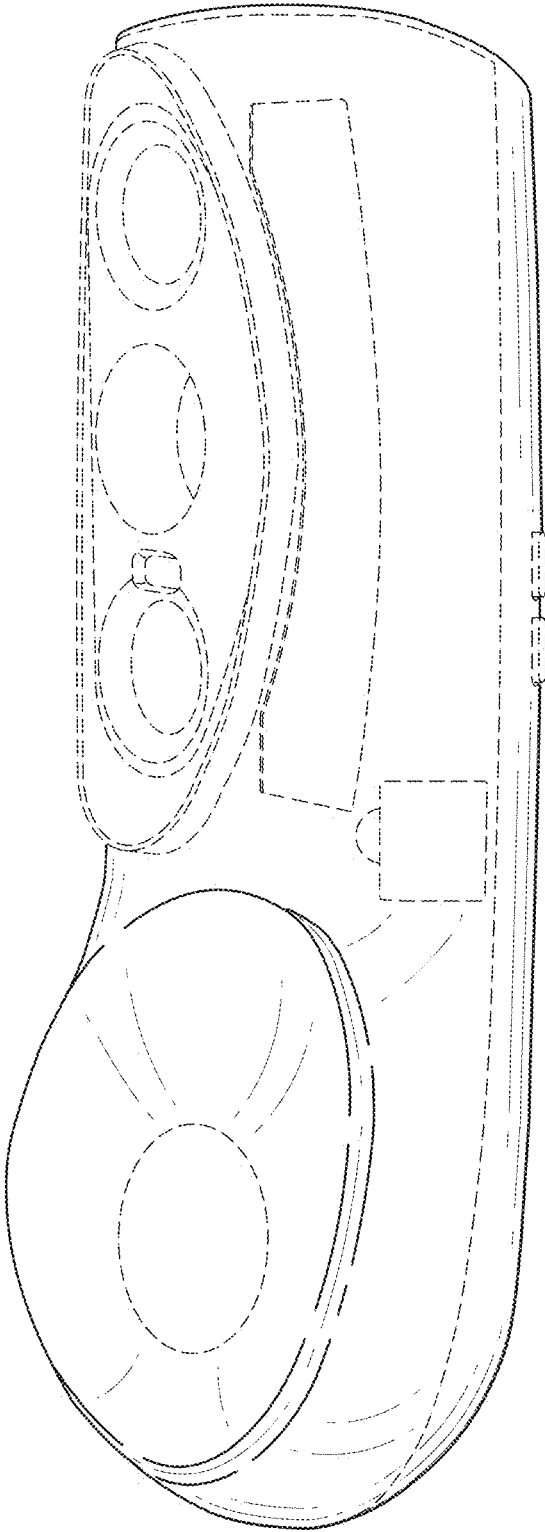


FIG. 2

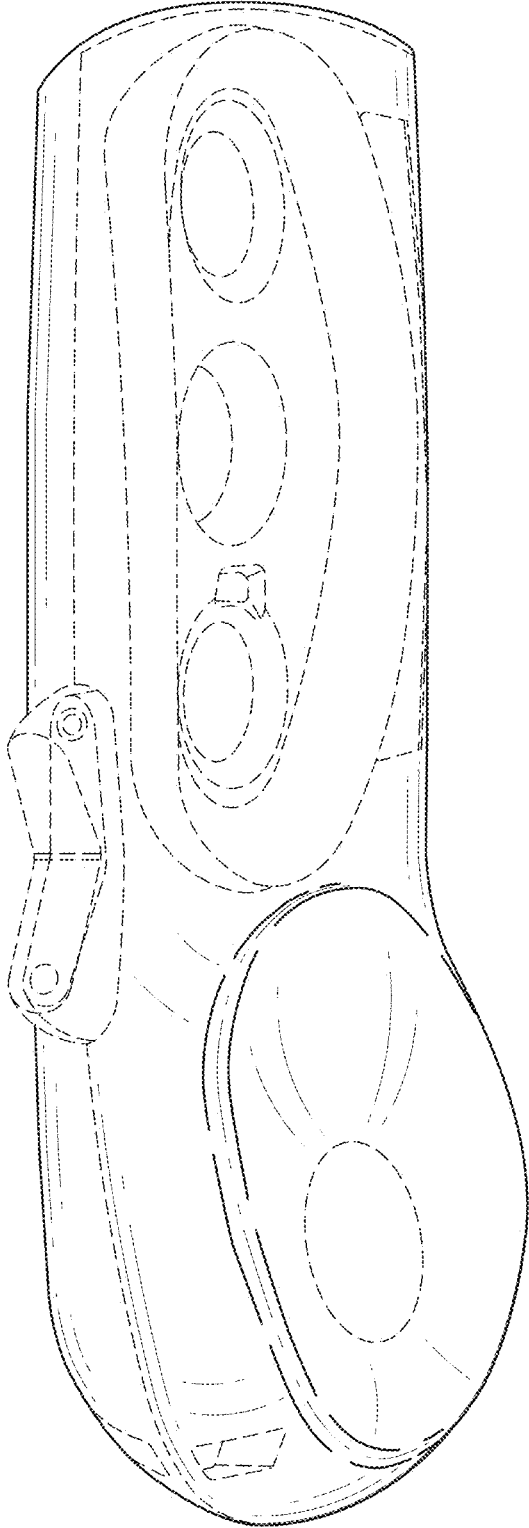


FIG. 3

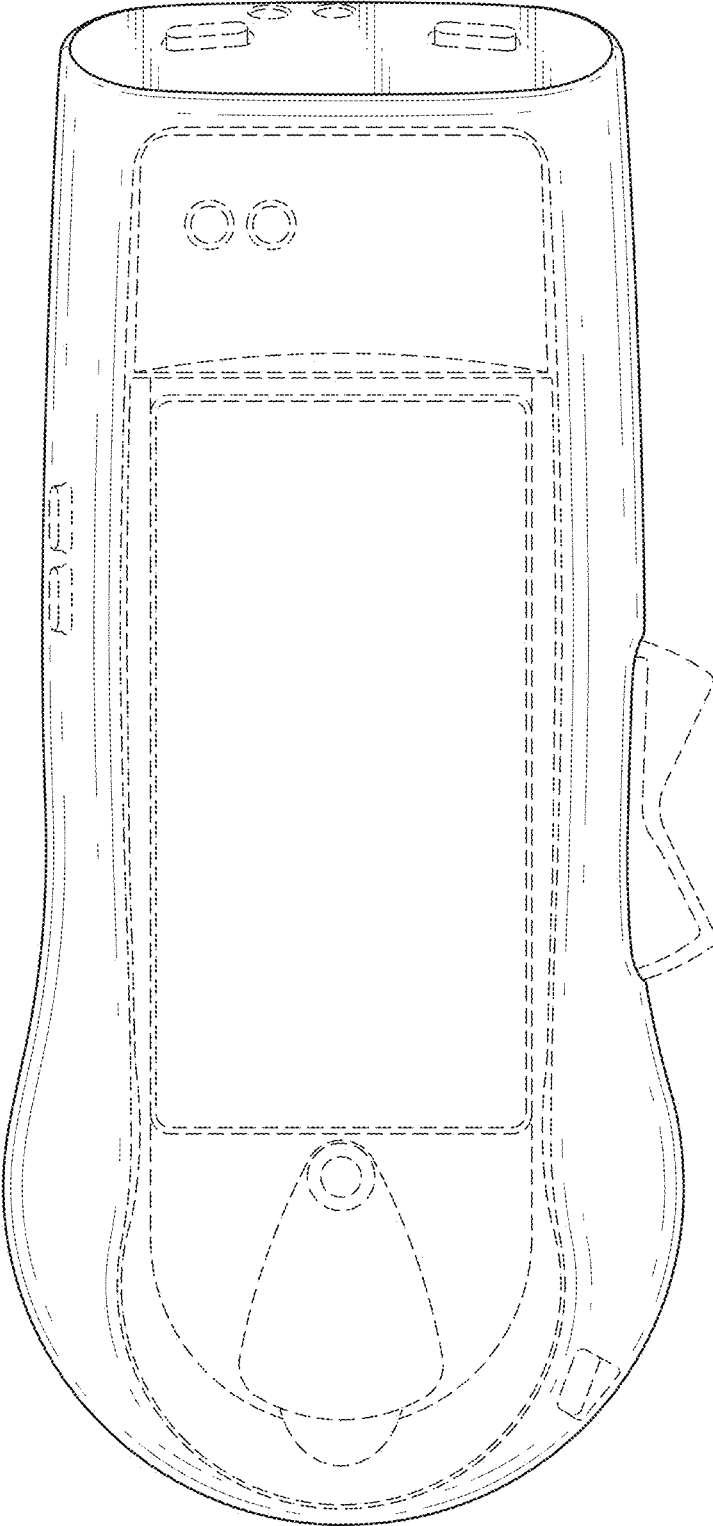


FIG. 4

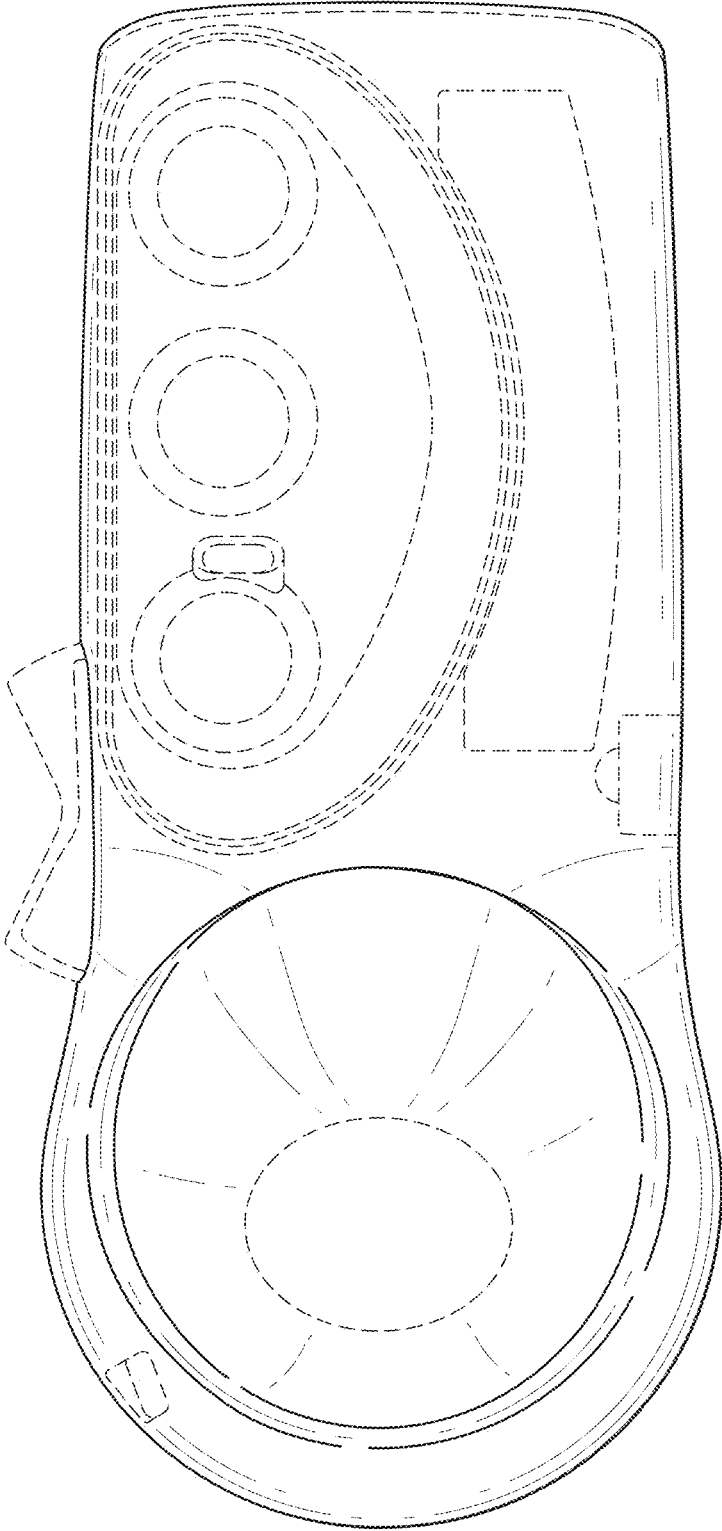


FIG. 5

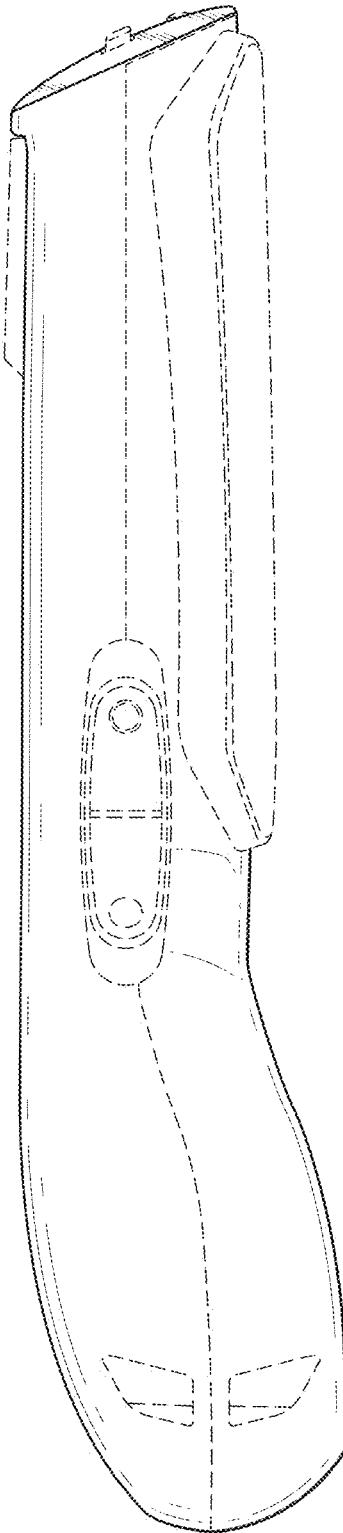


FIG. 6

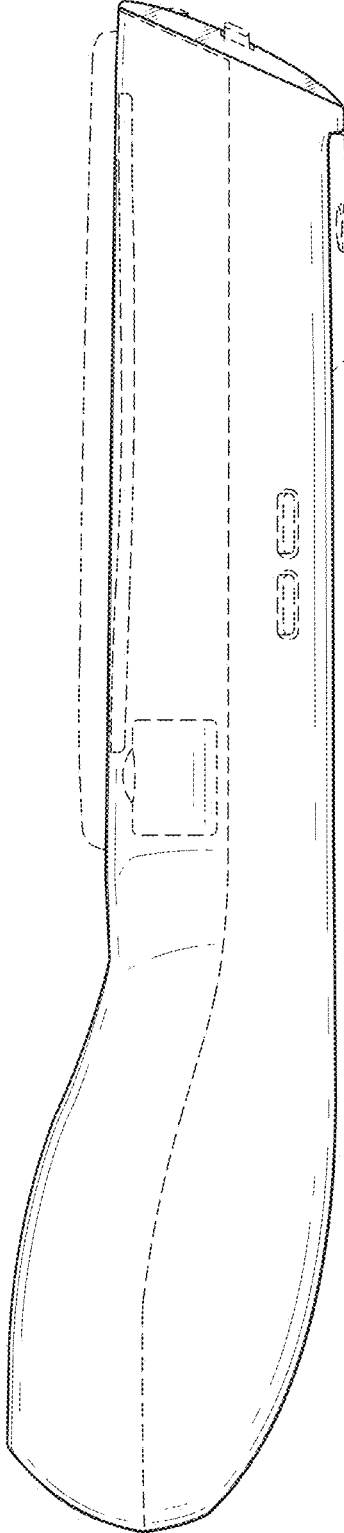


FIG. 7

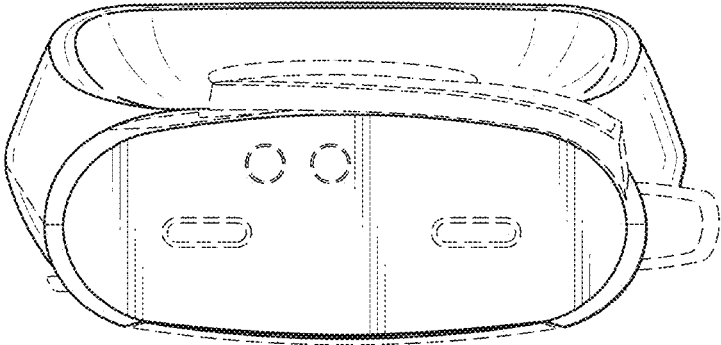


FIG. 8

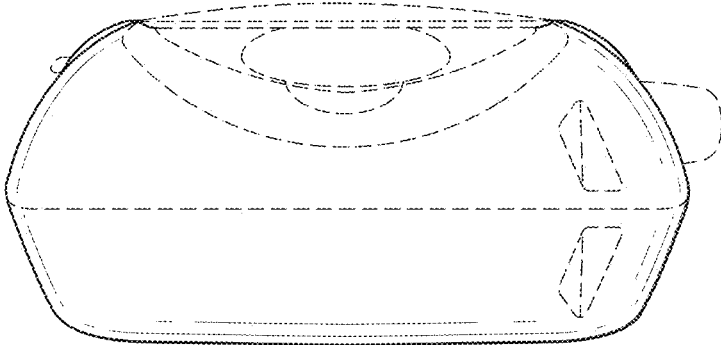


FIG. 9