



US00D792668S

(12) **United States Design Patent**
Yoon et al.

(10) **Patent No.:** **US D792,668 S**

(45) **Date of Patent:** **** Jul. 18, 2017**

(54) **VACUUM CLEANER**

FOREIGN PATENT DOCUMENTS

(71) Applicant: **Samsung Electronics Co., Ltd.**,
Suwon-si (KR)

CN 302967353 S 10/2014
CN 302993697 S 11/2014

(72) Inventors: **Sanghun Yoon**, Seoul (KR);
Kyoungmin Lee, Goyang-si (KR);
Cheolyeon Jo, Seoul (KR); **Seokwoo Kim**, Seoul (KR)

OTHER PUBLICATIONS

<http://www.amazon.com/electrolux-zb3013-ergorapido-lithium/dp/B00feeff8a> (Last accessed Dec. 23, 2015).

(73) Assignee: **SAMSUNG ELECTRONICS CO., LTD.**, Suwon-si (KR)

Primary Examiner — Ruth McInroy
(74) *Attorney, Agent, or Firm* — McAndrews Held & Malloy, Ltd.

(**) Term: **15 Years**

(21) Appl. No.: **29/548,264**

(57) **CLAIM**

The ornamental design for a vacuum cleaner, as shown and described.

(22) Filed: **Dec. 11, 2015**

(30) **Foreign Application Priority Data**

DESCRIPTION

Jun. 11, 2015 (KR) 30-2015-0029318

(51) **LOC (10) Cl.** **15-05**

(52) **U.S. Cl.**
USPC **D32/22**

(58) **Field of Classification Search**
USPC D32/17–18, 22, 31, 34, 45, 50–51;
D8/374, 323, 325
CPC A47L 5/24; A47L 5/28; A47L 5/34; A47L
7/0038; A47L 9/325; A47L 9/02; A47L
11/34; A47L 11/4086; A47L 13/26; A47L
13/225; A47L 13/22; B08B 9/0323; A23C
3/031

See application file for complete search history.

FIG. 1 is a front perspective view of a vacuum cleaner showing our new design;
FIG. 2 is a front elevation view thereof;
FIG. 3 is a rear elevation view thereof;
FIG. 4 is a left-side elevation view thereof;
FIG. 5 is a right-side elevation view thereof;
FIG. 6 is a top plan view thereof;
FIG. 7 is a bottom plan view thereof;
FIG. 8 is a rear perspective view thereof;
FIG. 9 is an enlarged view of the encircled region in FIG. 4; and,
FIG. 10 is an enlarged view of the encircled region in FIG. 8.

(56) **References Cited**

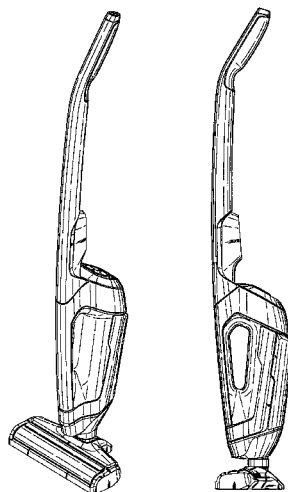
U.S. PATENT DOCUMENTS

D486,616 S * 2/2004 Hall D32/45
D631,217 S * 1/2011 Lavy D32/45
D656,283 S * 3/2012 Lavy D32/45
D664,314 S * 7/2012 Li D32/17
D672,516 S * 12/2012 Ediger D32/17

(Continued)

The dashed broken lines in the drawings illustrate portions of the vacuum cleaner that form no part of the claimed design.
The dot-dash broken lines in the drawings represent a boundary line that forms no part of the claimed design.
The dot-dot-dash broken lines in the drawings encircle portions of the claimed design that are illustrated in enlargements and form no part of the claimed design.

1 Claim, 9 Drawing Sheets



(56)

References Cited

U.S. PATENT DOCUMENTS

D673,337	S *	12/2012	Chow	D32/45
D690,062	S *	9/2013	Luedke	D32/17
D711,058	S *	8/2014	Crawley	D32/45
D765,332	S *	8/2016	Niedzwecki	D32/45
D766,527	S *	9/2016	Niedzwecki	D32/45
2014/0076368	A1 *	3/2014	Hansen	A47L 13/16
					134/105
2015/0230683	A1 *	8/2015	Pears	A47L 13/225
					15/320
2016/0374533	A1 *	12/2016	Innes	A47L 13/22
					15/319

* cited by examiner

FIG. 1

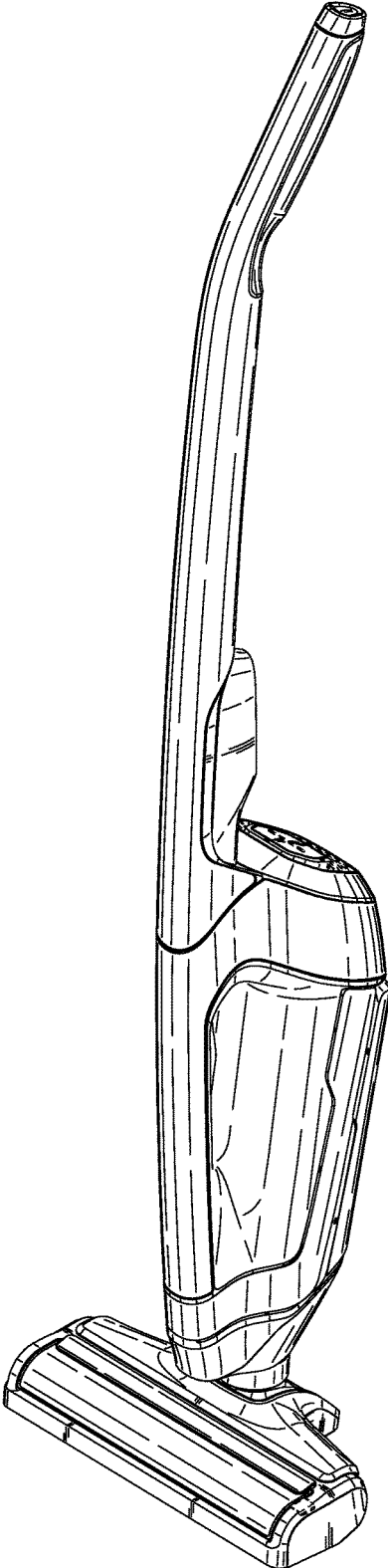


FIG. 2

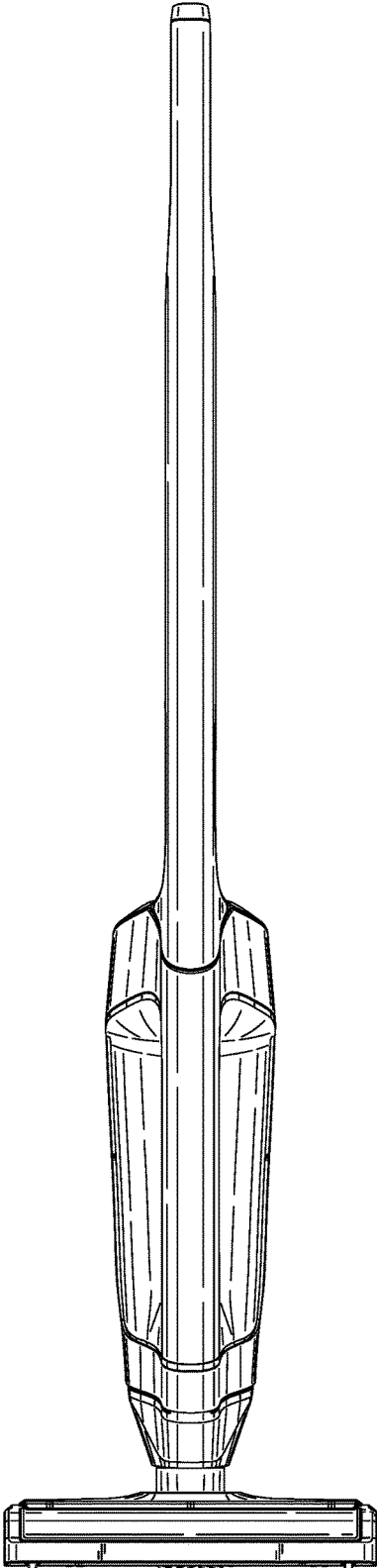


FIG. 3

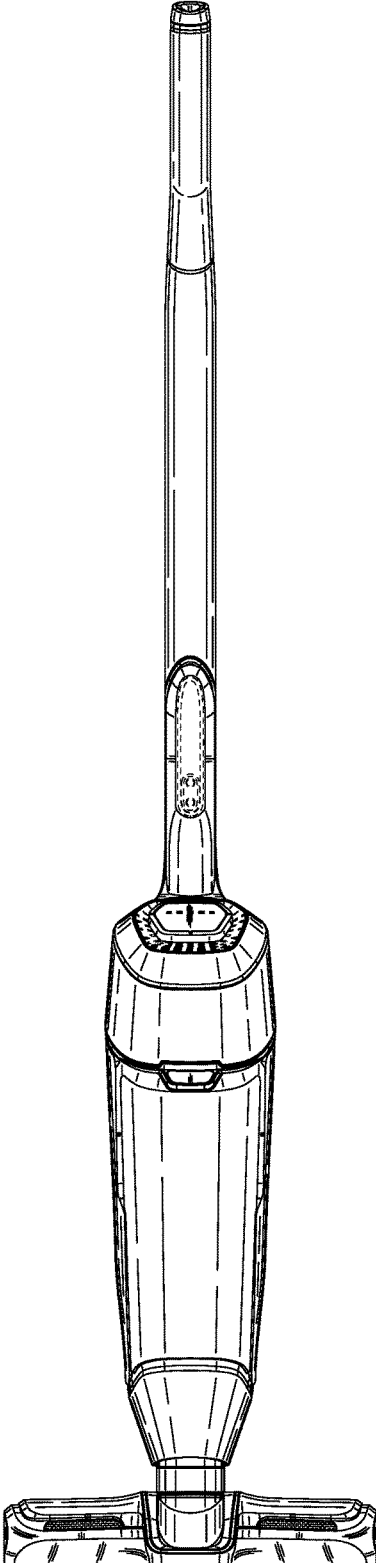


FIG. 4

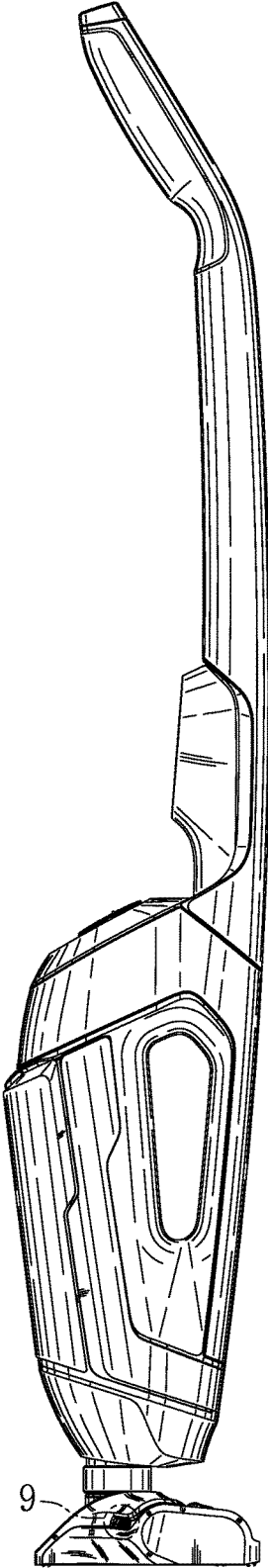


FIG. 5

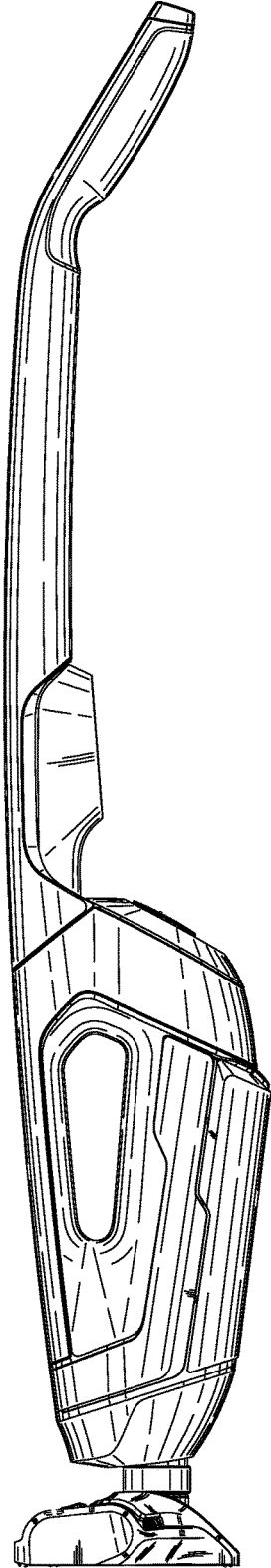


FIG. 6

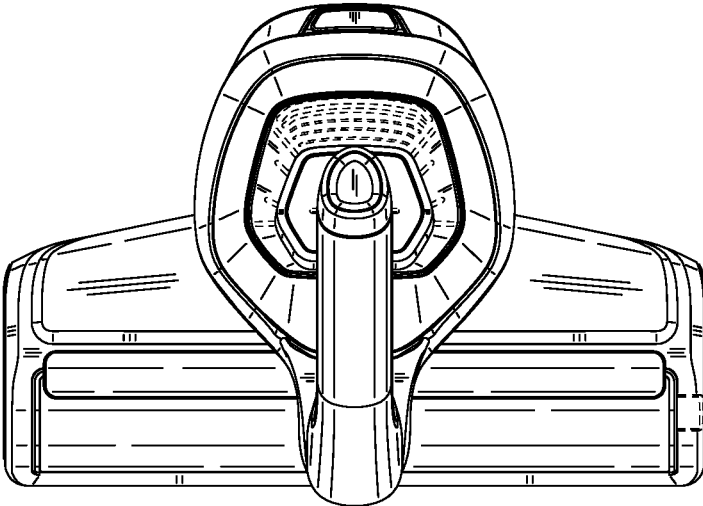


FIG. 7

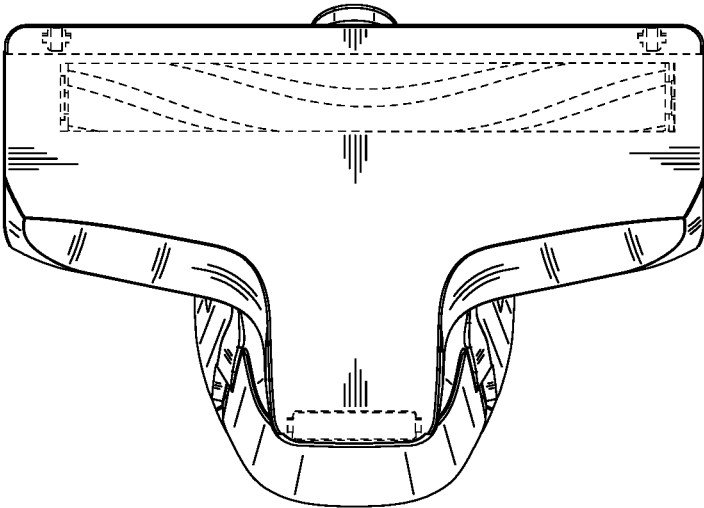


FIG. 8

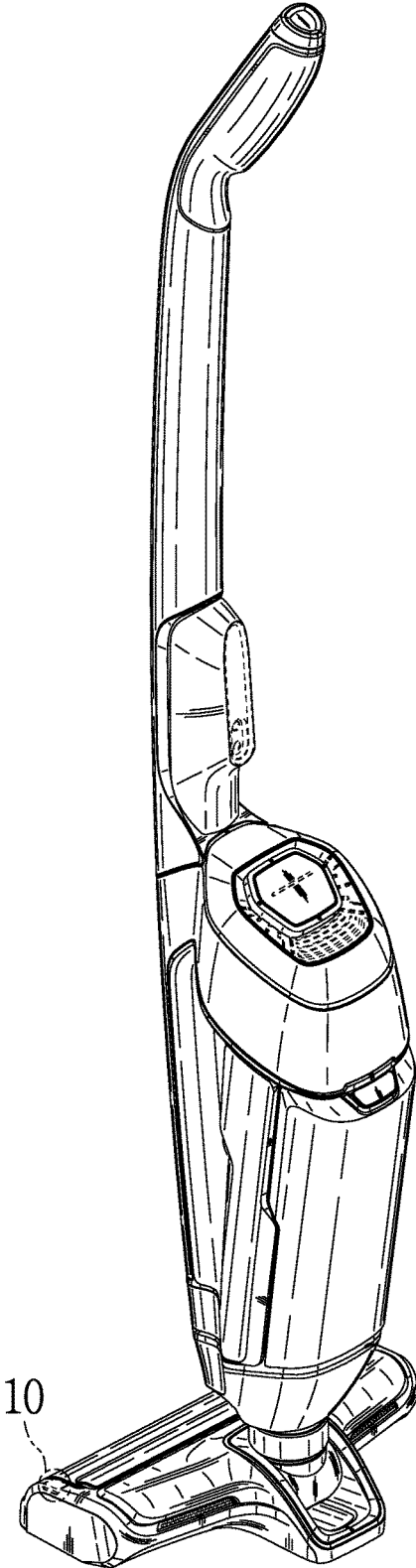


FIG. 9




FIG. 10

