

(19) World Intellectual Property Organization
International Bureau



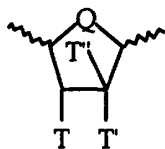
(43) International Publication Date
8 November 2001 (08.11.2001)

PCT

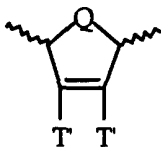
(10) International Publication Number
WO 01/83501 A1

- (51) International Patent Classification⁷: C07H 19/04, 19/06, A61K 31/70, C07D 307/04
- (21) International Application Number: PCT/GB01/01694
- (22) International Filing Date: 12 April 2001 (12.04.2001)
- (25) Filing Language: English
- (26) Publication Language: English
- (30) Priority Data:
0009486.2 17 April 2000 (17.04.2000) GB
- (71) Applicants (for all designated States except US): UNIVERSITY COLLEGE CARDIFF CONSULTANTS LIMITED [GB/GB]; P.O. Box 497, Cardiff CF1 3XR (GB). REGA FOUNDATION [BE/BE]; Minderbroederstraat 10, B-3000 Leuven (BE).
- (72) Inventors; and
- (75) Inventors/Applicants (for US only): MCGUIGAN, Christopher [GB/GB]; 2 Alfreda Road, Whitchurch, Cardiff CF4 2EH (GB). BALZARINI, Jan [BE/BE]; Kapeldreef 20, B-3001 Heverlee (BE).
- (74) Agents: HOWARD, Paul, Nicholas et al.; Carpmaels & Ransford, 43 Bloomsbury Square, London WC1A 2RA (GB).
- (81) Designated States (national): AE, AG, AL, AM, AT, AU, AZ, BA, BB, BG, BR, BY, BZ, CA, CH, CN, CO, CR, CU, CZ, DE, DK, DM, DZ, EE, ES, FI, GB, GD, GE, GH, GM, HR, HU, ID, IL, IN, IS, JP, KE, KG, KP, KR, KZ, LC, LK, LR, LS, LT, LU, LV, MA, MD, MG, MK, MN, MW, MX, MZ, NO, NZ, PL, PT, RO, RU, SD, SE, SG, SI, SK, SL, TJ, TM, TR, TT, TZ, UA, UG, US, UZ, VN, YU, ZA, ZW.
- (84) Designated States (regional): ARIPO patent (GH, GM, KE, LS, MW, MZ, SD, SL, SZ, TZ, UG, ZW), Eurasian patent (AM, AZ, BY, KG, KZ, MD, RU, TJ, TM), European patent (AT, BE, CH, CY, DE, DK, ES, FI, FR, GB, GR, IE, IT, LU, MC, NL, PT, SE, TR), OAPI patent (BF, BJ, CF, CG, CI, CM, GA, GN, GW, ML, MR, NE, SN, TD, TG).
- Published:**
— with international search report
— before the expiration of the time limit for amending the claims and to be republished in the event of receipt of amendments
- For two-letter codes and other abbreviations, refer to the "Guidance Notes on Codes and Abbreviations" appearing at the beginning of each regular issue of the PCT Gazette.

(54) Title: ANTI-VIRAL PYRIMIDINE NUCLEOSIDE ANALOGUES



(a)



(b)

(57) Abstract: A compound having the formula (I) wherein Ar is an, optionally substituted, aromatic ring system, the aromatic ring system comprising one six-membered aromatic ring or two fused six-membered aromatic rings; R₈ and R₉ are each independently selected from the group comprising hydrogen, alkyl, cycloalkyl, halogens, amino, alkylamino, dialkylamino, nitro, cyano, alkoxy, aryloxy, thiol, alkylthiol, arylthiol, aryl; Q is selected from the group comprising O, S and CY₂, where Y may be the same or different and is selected from H, alkyl and halogens; X is selected from the group comprising O, NH, S, N-alkyl, (CH₂)_m where m is 1 to 10, and CY₂ where Y may be the same or different and is selected from hydrogen, alkyl and halogens; Z is selected from the group comprising O, S, NH, and N-alkyl; U' is H and U'' is selected from H and CH₂T, or U' and U'' are joined so as to form a ring moiety including Q wherein U'-U'' together is respectively selected from the group comprising -CTH-CT'T''- and -CT=CT- and -CT'=CT''-, so as to provide ring moieties selected from the group comprising (a), (b) wherein: T is selected from the group comprising OH, H, halogens, O-alkyl, O-acyl, O-aryl, CN, NH₂ and N₃; T' is selected from the group comprising H and halogens and, where more than one T' is present, they may be the same or different; T'' is selected from the group comprising H and halogens; and W is selected from the group comprising H, a phosphate group and a pharmacologically acceptable salt, derivative or pro-drug thereof; with the proviso that when T is OAc and T' and T'' are present and are H, Ar is not 4-(2-benzoxazolyl)phenyl. C₁ to C₁₀ alkyl and alkoxy substituents on the aromatic ring system of Ar are preferred. Compounds show anti-viral activity, for example with respect to varicella zoster virus.

WO 01/83501 A1

ANTI-VIRAL PYRIMIDINE NUCLEOSIDE ANALOGUES

The present invention relates to a class of nucleoside analogues and to their therapeutic use in the prophylaxis and treatment of viral infection for example by varicella zoster virus 5 (VZV). Varicella zoster virus is the aetiological agent in chickenpox and shingles which can cause considerable human illness and suffering.

WO 98/49177 describes a class of nucleoside analogues demonstrating anti-viral properties. A representative of the compounds disclosed in WO 98/49177 is 3-(2'-deoxy- 10 β -D-ribofuranosyl)-6-decyl-2,3-dihydrofuro [2,3-d] pyrimidin-2-one.

"Acyclovir" is a compound known to have anti-viral properties. It is described in The Merck Index 12th Edition.

15 BVDU is (E)-5-(2-bromo-vinyl)-2'-deoxyuridine and is described in De Clercq *et al.* Proc. Natl. Acad. Sci., USA 1979, 76, 2947.

G.T. Crisp and B.L. Flynn, J. Org. Chem. 1993, 58, 6614 describes palladium catalysed couplings of terminal alkynes with a variety of oxyuridines. One coupling described is that 20 between 5-ethynyl-2'-deoxyuridine and a range of fluorinated aryl compounds.

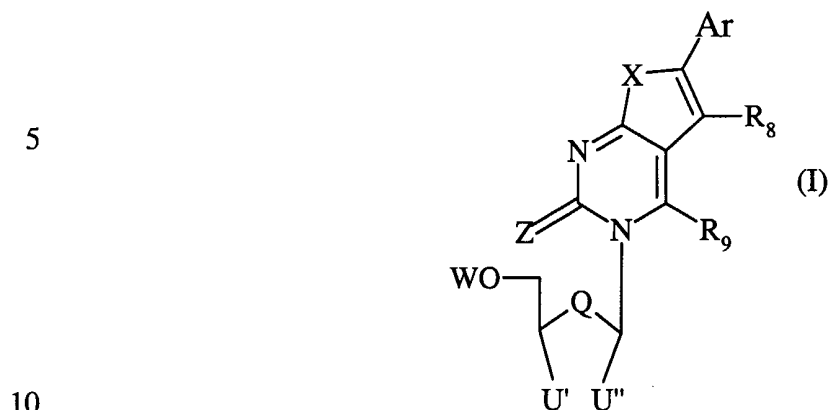
E. V. Malakhova *et al.* Bioorg. Khim. (1998), 24(9), 688-695 describes reagents for introducing a fluorescent deoxyuridine 2-phenylbenzoxazole derivative into oligonucleotides.

25

It is the object of the present invention to provide a novel class of nucleoside analogues.

It is a further object of the present invention to provide a class of nucleoside analogues for therapeutic use in the prophylaxis and treatment of a viral infection, for example a varicella 30 zoster virus (VZV).

According to the first aspect of the present invention there is provided a compound having formula I as follows:



wherein:

Ar is an, optionally substituted, aromatic ring system, the aromatic ring system comprising
15 one six-membered aromatic ring or two fused six-membered aromatic rings;

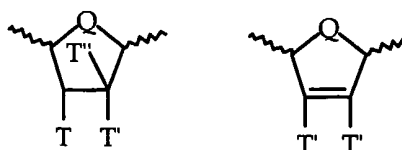
R₈ and R₉ are each independently selected from H, alkyl, aryl, cycloalkyl, halogen, amino, nitro, thiol, cyano, alkylamino, dialkylamino, alkoxy, aryloxy, alkylthiol, and arylthiol;

20 Q is selected from the group comprising O, S, and CY₂, where Y may be the same or different and is selected from H, alkyl, and halogen;

X is selected from the group comprising O, NH, S, N-alkyl, (CH₂)_m where m is 1 to 10, and
25 CY₂, where Y may be the same or different and is selected from H, alkyl, and halogen;

Z is selected from the group comprising O, S, NH, and N-alkyl;

U'' is H and U' is selected from H and CH₂T, or U' and U'' are joined so as to provide a
ring moiety including Q wherein U'-U'' together is respectively selected from the group
30 comprising CTH-CT'T'' and CT'=CT', so as to provide the following ring moiety options:



wherein T is selected from the group comprising OH, H, halogens, O-alkyl, O-acyl, O-aryl, CN, NH₂, and N₃;

T' is selected from the group comprising H and halogens and where more than one T' is present, they may be the same or different;

T'' is selected from the group comprising H and halogens; and

W is selected from the group comprising H, a phosphate group, and a phosphonate group; with the proviso that when T is OAc and T' and T'' are present and are H, Ar is not 4-(2-benzoxazolyl)phenyl.

It is to be understood that the present invention extends to compounds according to formula I wherein the group W is modified to provide any pharmacologically acceptable salt or derivative of H, phosphate, or phosphonate. The present invention also includes any compound which is a pro-drug of the compound according to formula (I), any such pro-drug being provided by modification of the moiety W, wherein W is selected from phosphates and derivatives thereof, and phosphonates and derivatives thereof.

The aromatic ring system present in Ar may contain one, two, three or four suitable ring heteroatoms, whose position may be varied. Any ring heteroatoms present may be the same or different and can, for example, be O, S or N.

Preferably the aromatic ring system in Ar is carbocyclic. The aromatic ring system in Ar is thus preferably selected from the group comprising, optionally substituted, phenyl and naphthyl radicals. More preferably, the aromatic ring system in Ar comprises one six-membered carbocyclic ring and is thus phenyl or a substituted derivative of phenyl.

When the aromatic ring system is naphthyl or a substituted derivative of naphthyl, the naphthyl radical is preferably bonded to the nucleoside ring system at a position adjacent the fused bond in the naphthyl radical.

Preferably the aromatic ring system in Ar is substituted. Preferably the aromatic ring system in Ar is substituted by one or more moieties independently selected from the group comprising H, alkyl, aryl, and cycloalkyl, chlorine, bromine, iodine, cyano, alkylamino, dialkylamino, alkoxy, aryloxy, alkylthiol and arylthiol. Suitable moieties for use as substituents on the aromatic ring system of Ar include C₁-C₁₀ alkyl, C₃-C₁₀ cycloalkyl, C₁-C₁₀ alkylamino, C₃-C₁₀ dialkylamino, C₁-C₁₀ alkoxy, C₆-C₁₀ aryloxy, C₁-C₁₀ alkylthiol, and C₆-C₁₀ aryl.

Any alkyl, cycloalkyl, aryl or alkoxy substituents on the aromatic ring system of Ar may themselves be substituted. Preferably such substituents on the said alkyl, cycloalkyl, aryl and alkoxy substituents comprise one or more members independently selected from the group comprising chlorine, bromine, iodine, CN, CO₂ alkyl (C₁ to C₆), CONH₂, CONH alkyl (C₁ to C₆), SH, S alkyl (C₁ to C₆) and NO₂.

Preferably any substituent present in or on the aromatic ring system of Ar is at least substantially non-polar. Preferably any such substituent is hydrophobic.

Preferably any substituent or substituents on the aromatic ring system of the Ar comprise one or more alkoxy moieties and/or one or more, optionally substituted, alkyl moieties.

Any alkyl or alkoxy moiety present on the aromatic ring system of Ar is preferably straight chained, unsubstituted and saturated. Branched, substituted and/or unsaturated alkyl or alkoxy groups may however be employed. The term 'alkyl' with respect to any substituent present on the aromatic ring system thus comprises any aliphatic non-cyclic hydrocarbyl radical, including alkenyl and alkynyl. The nature, position, and number of any substituents and unsaturation may be varied.

Preferably any such alkyl or alkoxy moiety or moieties, in total, comprise 3 to 8 carbon atoms, calculated excluding any substituents that may be present on the said alkyl or alkoxy moiety or moieties. The remainder of any substituent positions on the aromatic ring system of Ar are preferably H. More preferably any alkyl moiety or moieties present on the aromatic ring system of Ar comprise, in total, from 4 to 7 carbon atoms, even more preferably from 5 to 6 carbon atoms, calculated excluding any substituents that may be present on the said alkyl moiety or moieties. More preferably any alkoxy moiety or

moieties present on the aromatic ring system of Ar comprise, in total, from 3 to 7 carbon atoms, calculated excluding any substituents that be present on the said alkoxy or alkoxy moieties.

- 5 Any alkyl moiety or moieties present on the aromatic ring system of Ar is preferably selected from the group comprising C₁, C₂, C₃, C₄, C₅, C₆, C₇ and C₈ alkyl moieties and mixtures thereof, more preferably from the group comprising C₃, C₄, C₅, C₆, C₇ and C₈ alkyl moieties and mixtures thereof, even more preferably from the group comprising C₄, C₅, C₆ and C₇ alkyl moieties and mixtures thereof. Preferably an alkyl moiety or moieties is
10 selected from the group comprising C₅ and C₆ alkyl moieties and mixtures thereof.

Where the substituent present on the aromatic ring system is an aryl moiety, it is preferably phenyl. Such aryl substituents can be substituted. Preferably any such substituents are selected from the group set out above.

15

- Any substituent on the aromatic ring system of Ar can be at any position. Any of the *meta*, *ortho* or *para* positions can therefore be occupied by a substituent. Preferably any single substituent, particularly where the aromatic ring system comprises a phenyl derivative, is a *para* substituent with respect to the bond between the aromatic ring system and the
20 nucleoside fused ring system. Preferably the aromatic ring system of Ar is a six-membered carbocyclic ring system and comprises one alkyl or one alkoxy substituent at the *para* position.

- Each of R₈ and R₉ may be substituted or unsubstituted, and may be branched or unbranched
25 as appropriate to their structure. When either of R₈ and R₉ are alkyl or cycloalkyl they may be saturated or unsaturated. The nature, position, and number of any substituents and unsaturation present may be varied.

- When either of R₈ and R₉ is alkyl or cycloalkyl, suitable substituents that may optionally be
30 present include OH, halogen, amino, CN, CO₂H, CO₂ alkyl, CONH₂, CONH alkyl, SH, S alkyl, and NO₂, wherein alkyl in a substituent is suitably C₁-C₆. Suitably, any substituent is non-polar, more suitably any such substituent is hydrophobic.

Suitably R_8 is selected from the group comprising H, C_1 - C_{10} alkyl, C_3 - C_{10} cycloalkyl, C_1 - C_{10} alkylamino, C_1 - C_{10} dialkylamino, C_1 - C_{10} alkyloxy, C_6 - C_{10} aryloxy, C_1 - C_{10} alkylthiol, and C_6 - C_{10} aryl.

- 5 Suitably R_9 is selected from the group H, C_1 - C_{10} alkyl, C_3 - C_{10} cycloalkyl, C_1 - C_{10} alkylamino, C_1 - C_{10} dialkylamino, C_1 - C_{10} alkyloxy, C_6 - C_{10} aryloxy, C_1 - C_{10} alkylthiol, and C_6 - C_{10} aryl.

Preferably each of R_8 and R_9 is a small alkyl, ie. a C_1 - C_2 alkyl group, or H. More preferably, each of R_8 and R_9 is H.

10

Throughout the present specification 'halogen' is taken to include F, Cl, Br and I. Unless otherwise stated, chlorine and bromine are preferred.

- Unless otherwise stated, throughout the present specification 'alkyl' is taken to include C_1 - C_{10} alkyl, preferably C_1 - C_3 alkyl, and saturated and unsaturated, branched and unbranched, and substituted and unsubstituted aliphatic hydrocarbyl.
- 15

- Unless otherwise stated, throughout the present specification 'cycloalkyl' is taken to include C_3 - C_{10} , preferably C_5 - C_8 , and saturated and unsaturated and substituted and unsubstituted cyclic aliphatic hydrocarbyl.
- 20

- Unless otherwise stated, throughout the present specification 'aryl' is taken to include C_5 - C_{10} single ring or fused bi-ring aryl, substituted and unsubstituted aryl, and aryl containing 1 to 4 heteroatoms, which may be the same or different and may be selected from, for example, O, N and S.
- 25

- Suitable substituents for 'alkyl', 'cycloalkyl' and 'aryl', other than when an alkyl, cycloalkyl or aryl moiety is present as a substituent on the aromatic ring system in Ar, include one or more members independently selected from the group comprising OH, halogen, amino, CN, CO_2H , CO_2 alkyl(C_1 to C_6), $CONH_2$, $CONH$ alkyl(C_1 to C_6), SH, S alkyl(C_1 to C_6) and NO_2 .
- 30

Preferably Q is CH_2 , S, or O. More preferably Q is O. Where Q is CY_2 and includes a halogen, it is preferably F. Y is preferably H.

Preferably X is O, S, or NH. More preferably X is O. Where X is (CH)_n, n is preferably 1 or 2, most preferably 1. Suitably, when X is N-alkyl, alkyl is C₁-C₅, and when X is CY₂, at least one Y is C₁-C₃ alkyl. Most preferably, X is O.

5

Preferably Z is O. Where Z is N-alkyl, suitably the alkyl is C₁-C₅.

Preferably U' and U'' are joined to provide the saturated ring moiety including T, T' and T''. Preferably T, T', and T'' in such a ring moiety are respectively OH, H, and H.

10

Preferably T is OH. When T is halogen it is preferably F.

Preferably each of T' and T'' is H. When either or both of T' and T'' is halogen, it is preferably F.

15

When W is a moiety which renders the compound a pro-drug of the compound according to Formula (I) it is to be understood that the term pro-drug includes the corresponding free base of each of the nucleosides described.

20 It is also to be understood that the term 'phosphate' includes diphosphates and triphosphates. Hence, W includes pharmacologically acceptable salts and derivatives of phosphates, diphosphates, and triphosphates, and of phosphonates, diphosphonates, and triphosphonates. It also includes any moiety which provides a compound which is a pro-drug of the compound according to formula (I), wherein W is selected from phosphates,
25 diphosphates, and triphosphates, and derivatives thereof, and phosphonates, diphosphonates, and triphosphonates, and derivatives thereof.

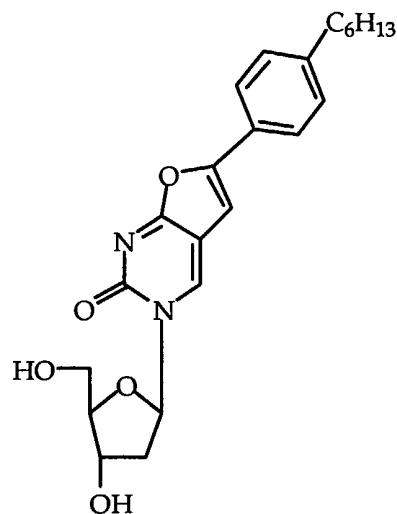
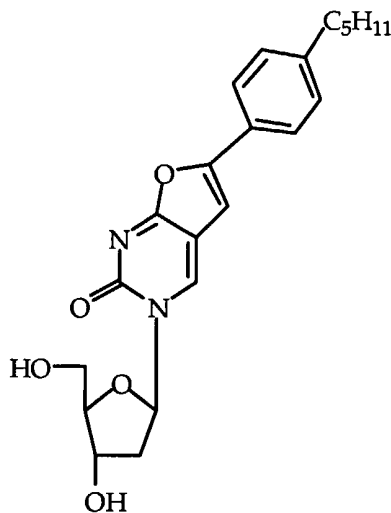
Each compound of the present invention may be a pure stereoisomer coupled at each of its chiral centres or it may be inverted at one or more of its chiral centres. It may be a single
30 stereoisomer or a mixture of two or more stereoisomers. If it is a mixture the ratio may or may not be equimolar. Preferably the compound is a single stereoisomer. The compound may be in either enantiomeric form i.e. it may be either the D or L enantiomer either as a single stereoisomer or as a mixture of the two enantiomers. More preferably the compounds has a stereochemistry resembling natural deoxy nucleosides derived from β-D-

2-deoxyribose. However other enantiomers particularly the L enantiomers may be employed.

It is to be understood that the present invention extends to compounds wherein the sugar moiety and phosphate if present have either together or separately been modified as well known to a person skilled in art. For example the sugar substituent on the nucleoside may be usefully phosphonated.

It is also possible for a compound embodying the present invention to be in a sugar form as for example modified and derived from a D-xylo sugar system.

Particularly preferred compounds embodying the present invention have the following formulae:

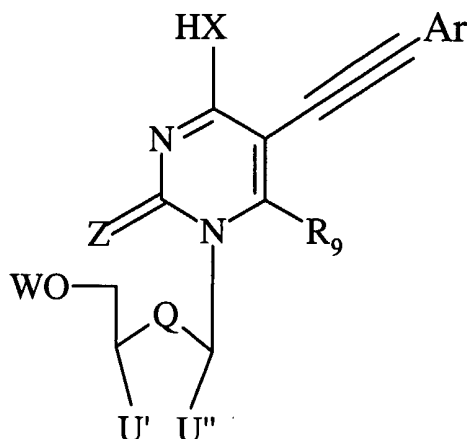


15

According to a further aspect of the present invention there is provided a method for preparing compounds having Formula I above wherein a 5-halo nucleoside analogue is contracted with a terminal alkyne in the presence of a catalyst. Alternatively 5-alkynyl nucleoside can be cyclised in the presence of a catalyst. Suitably the catalyst is a copper catalyst. The 5-alkynyl nucleoside has the general formula:

20

5



10

Compounds embodying the present invention can show antiviral activity. In particular it has surprisingly been found that compounds embodying the present invention can show antiviral activity against for example varicella zoster virus.

15

According to a further aspect of the present invention there is provided a compound according to the present invention for use in a method of treatment, suitably in the prophylaxis or treatment of a viral infection.

20 According to a further aspect of the present invention there is provided use of a compound according to the present invention in the manufacture of a medicament for the prophylaxis or treatment of viral infection.

According to a further aspect of the present invention there is provided a method of
25 prophylaxis or treatment of viral infection comprising administration to a patient in need of such treatment an effective dose of a compound according to the present invention

According to a further aspect of the present invention there is provided use of a compound of the present invention in the manufacture of a medicament for use in the prophylaxis or
30 treatment of a viral infection, particularly an infection with the varicella zoster virus.

According to a further aspect of the present invention there is provided a pharmaceutical composition comprising a compound of the present invention in combination with a pharmaceutically acceptable excipient.

- 5 Medicaments embodying the present invention can be administered by oral or parenteral routes, including intravenous, intramuscular, intraperitoneal, subcutaneous, transdermal, airway (aerosol), rectal, vaginal and topical (including buccal and sublingual) administration.
- 10 For oral administration, compounds embodying the present invention will generally be provided in the form of tablets or capsules, as a powder or granules, or as an aqueous solution or suspension.

Tablets for oral use may include the active ingredient mixed with pharmaceutically
15 acceptable excipients such as inert diluents, disintegrating agents, binding agents, lubricating agents, sweetening agents, flavouring agents, colouring agents and preservatives. Suitable inert diluents include sodium and calcium carbonate, sodium and calcium phosphate, and lactose, while corn starch and alginic acid are suitable disintegrating agents. Binding agents may include starch and gelatin, while the lubricating
20 agent, if present, will generally be magnesium stearate, stearic acid or talc. If desired, the tablets may be coated with a material such as glyceryl monostearate or glyceryl distearate, to delay absorption in the gastrointestinal tract.

Capsules for oral use include hard gelatin capsules in which the active ingredient is mixed
25 with a solid diluent, and soft gelatin capsules wherein the active ingredient is mixed with water or an oil such as peanut oil, liquid paraffin or olive oil.

Formulations for rectal administration may be presented as a suppository with a suitable base comprising for example cocoa butter or a salicylate.

30

Formulations suitable for vaginal administration may be presented as pessaries, tampons, creams, gels, pastes, foams or spray formulations containing in addition to the active ingredient such carriers as are known in the art to be appropriate.

For intramuscular, intraperitoneal, subcutaneous and intravenous use, compounds embodying the present invention will generally be provided in sterile aqueous solutions or suspensions, buffered to an appropriate pH and isotonicity. Suitable aqueous vehicles
5 include Ringer's solution and isotonic sodium chloride. Aqueous suspensions embodying the invention may include suspending agents such as cellulose derivatives, sodium alginate, polyvinyl-pyrrolidone and gum tragacanth, and a wetting agent such as lecithin. Suitable preservatives for aqueous suspensions include ethyl and n-propyl p-hydroxybenzoate.

10

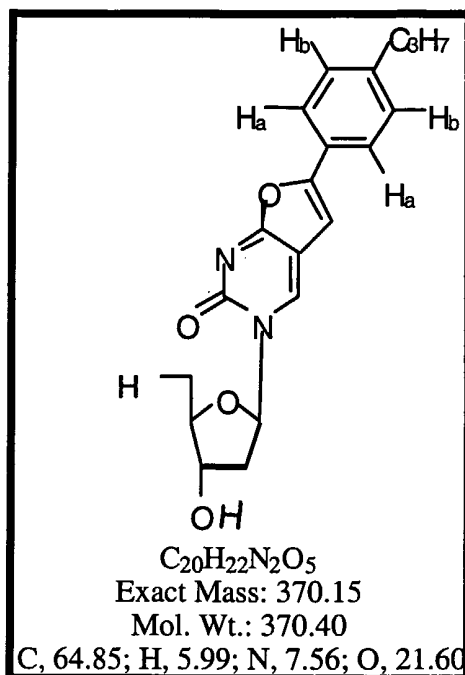
Compounds embodying the present invention can be presented as liposome formulations.

In general, a suitable dose will be in the range of 0.001 to 300 mg per kilogram body weight of the recipient per day, preferably in the range of 0.01 to 25 mg per kilogram body
15 weight per day and most preferably in the range 0.05 to 10 mg per kilogram body weight per day. The desired dose is preferably presented as two, three, four, five or six or more sub-doses administered at appropriate intervals throughout the day. These sub-doses may be administered in unit dosage forms, for example, containing 0.1 to 1500 mg, preferably 0.2 to 1000 mg, and most preferably 0.5 to 700 mg of active ingredient per unit dosage
20 form.

25

Embodiments of the present invention will now be described by way of example only.

30

Example 1**Preparation of 3-(2'-deoxy- β -D-ribofuranosyl)-6-(4-n-propylphenyl)-2,3-dihydrofuro-[2,3-d]pyrimidin-2-one**

5

To a solution of 5-(4-n-propyl-phenylacetylene)-2'-deoxyuridine (200 mg, 0.54 mmol) in methanol and triethylamine (7:3) (20 ml), was added copper iodide (20 mg, 0.102 mmol). The mixture was refluxed for 4 hours. The solvent was removed *in vacuo*, and the crude product as purified by flash column chromatography (initial eluent : ethyl acetate, followed
 10 by : ethyl acetate / methanol (9:1)). The combined fractions were combined and the solvent was removed *in vacuo* to give the crude product, which was recrystallised from methanol to give pure 3-(2'-deoxy- β -D-ribofuranosyl)-6-(4-n-propylphenyl)-2,3-dihydrofuro-[2,3-d]pyrimidin-2-one (86 mg, 43 %)

¹H-NMR (d_6 -DMSO; 300 MHz); 8.72 (1H, s, **H-4**), 7.43 (2H, **H_a**) - 7.28 (2H, **H_b**) (AB
 15 system, ³J = 7.89 Hz, ⁴J = 2.3 Hz), 7.15 (1H, s, **H-5**), 6.18 (1H, dd, ³J = 6.15 Hz, **H-1'**), 5.31 (1H, d, ³J = 4.0 Hz, **3'-OH**), 5.12 (1H, t, ³J = 5.01 Hz, **5'-OH**), 4.31 (1H, m, **H-3'**), 3.89 (1H, m, **H-4'**), 3.51 (2H, m, **H-5'**), 2.65 (2H, t, ³J = 6.9 Hz, α -**CH₂**), 2.31 and 2.12 (2H, m, **2-H'a** and **2-H'b**), 1.58 (2H, sxt, **CH₂**, ³J = 6.9 Hz), 0.85 (3H, t, ³J = 6.9 Hz, **CH₃**).

¹³C-NMR (d_6 -DMSO; 75 MHz): 13.2 (**CH₃**), 20.1, 22.3, (**C₂H₄**), 41.5 (**C-2'**), 62.3 (**C-5'**),
 20 71.6 (**C-3'**), 83.2, 88.4 (**C-1'**, **C-4'**), 100.4 (**C-5**), 104.6 (**C-4a**), 125.3 (**C-H_a**), 128.4 (*ipso*-**C**), 131.8 (**C-H_b**), 141.2 (*para*-**C**), 138.5 (**C-4**), 154.6 (**C-6**), 159.1 (**C-2**), 172.3 (**C-7a**).

General Procedure for the preparation of 3-(2'-deoxy- β -D-ribofuranosyl)-6-(4-n-alkylphenyl)-2,3-dihydrofuro-[2,3-d]pyrimidin-2-one analogues

To a stirred solution of 5-iodo-2'-deoxyuridine (800 mg, 2.26 mmol) in anhydrous
5 dimethylformamide (8 ml), was added diisopropylethylamine (584 mg, 0.8 ml, 4.52
mmol), the 4-n-alkyl-phenylacetylene (6.76 mmol), *tetrakis*(triphenylphosphine)palladium
(0) (261 mg, 0.266 mmol) and copper (I) iodide (86 mg, 0.452 mmol). The mixture was
stirred for 18 hours, at room temperature, under a nitrogen atmosphere, after which time tlc
(ethyl acetate / methanol 9:1), showed complete conversion of the starting material. Copper
10 (I) iodide (80 mg, 0.40 mmol), triethylamine (15 ml) and methanol (20 ml) were then
added to the mixture, which was subsequently refluxed for 4 hours. The reaction mixture
was then concentrated *in vacuo*, and the resulting residue was dissolved in dichloromethane
and methanol (1:1) (6 ml), whereupon an excess of Amberlite IRA-400 (HCO₃⁻ form) was
added and stirred for 30 minutes. The resin was filtered and washed with methanol, and the
15 combined filtrate was evaporated to dryness. The crude product was purified by flash
column chromatography (Initial eluent : ethyl acetate, followed by : ethyl acetate /
methanol (9:1)). The appropriate fractions were combined, where the solvent was removed
in vacuo, to give the pure product.

20

25

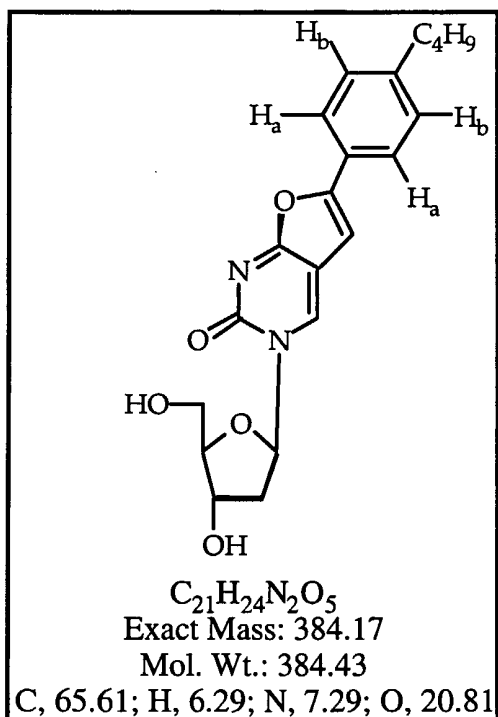
30

Example 2**Preparation of 3-(2'-deoxy-β-D-ribofuranosyl)-6-(4-n-butylphenyl)-2,3-dihydrofuro-[2,3-d]pyrimidin-2-one**

5

10

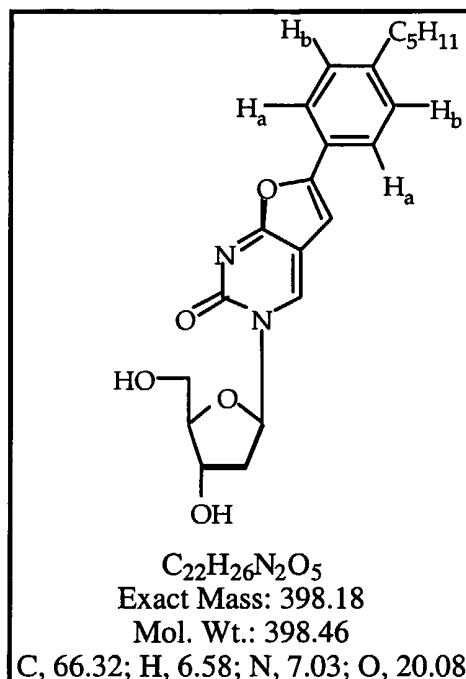
15



20

The above general procedure was carried out using 4-n-butyl-phenylacetylene (1.072 g, 6.76 mmol), which gave 3-(2'-deoxy-β-D-ribofuranosyl)-6-(4-n-butylphenyl)-2,3-dihydrofuro-[2,3-d]pyrimidin-2-one (140 mg, 16 %), after purification by column chromatography.

- 25 ¹H-NMR (d₆-DMSO; 300 MHz): 8.76 (1H, s, **H-4**), 7.46 (2H, **H_a**) - 7.31 (2H, **H_b**) (AB system, ³J = 7.89 Hz, ⁴J = 2.3 Hz), 7.20 (1H, s, **H-5**), 6.21 (1H, dd, ³J = 6.15 Hz, **H-1'**), 5.37 (1H, d, ³J = 4.0 Hz, **3'-OH**), 5.31 (1H, t, ³J = 5.01 Hz, **5'-OH**), 4.31 (1H, m, **H-3'**), 3.75 (1H, m, **H-4'**), 3.48 (2H, m, **H-5'**), 2.65 (2H, t, ³J = 6.9 Hz, **α-CH₂**), 2.31 and 2.12 (2H, m, **2-H'a** and **2-H'b**), 1.62 (4H, m, **CH₂**), 0.87 (3H, t, ³J = 6.9 Hz, **CH₃**). ¹³C-NMR
- 30 (d₆-DMSO; 75 MHz): 13.2 (**CH₃**), 20.1, 22.3, 27.9 (**C₃H₆**), 42.5 (**C-2'**), 63.7 (**C-5'**), 73.6 (**C-3'**), 83.5, 88.7 (**C-1'**, **C-4'**), 100.8 (**C-5**), 108.4 (**C-4a**), 125.3 (**C-H_b**), 128.4 (*ipso*-C), 131.8 (**C-H_a**), 141.2 (*para*-C), 138.5 (**C-4**), 154.6 (**C-6**), 159.1 (**C-2**), 170.9 (**C-7a**).

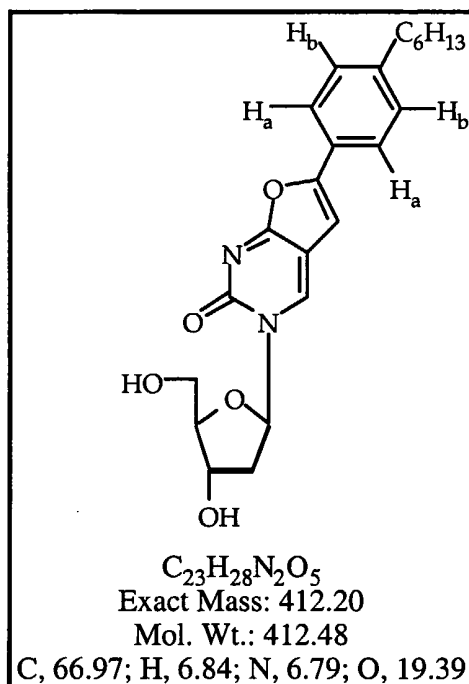
Example 3**Preparation of 3-(2'-deoxy-β-D-ribofuranosyl)-6-(4-n-pentylphenyl)-2,3-dihydrofuro-[2,3-d]pyrimidin-2-one**

5

The above general procedure was carried out using 4-n-pentyl-phenyllacetylene (1.15 g, 6.76 mmol), which gave 3-(2'-deoxy-β-D-ribofuranosyl)-6-(4-n-pentylphenyl)-2,3-dihydrofuro-[2,3-d]pyrimidin-2-one (137 mg, 15 %), after purification by column chromatography.

¹H-NMR (d₆-DMSO; 300 MHz): 8.81 (1H, s, **H-4**), 7.51 (2H, **H_a**) - 7.35 (2H, **H_b**) (AB system, ³J = 7.89 Hz, ⁴J = 2.3 Hz), 7.18 (1H, s, **H-5**), 6.23 (1H, dd, ³J = 6.15 Hz, **H-1'**), 5.37 (1H, d, ³J = 4.0 Hz, **3'-OH**), 5.31 (1H, t, ³J = 5.01 Hz, **5'-OH**), 4.34 (1H, m, **H-3'**), 3.79 (1H, m, **H-4'**), 3.41 (2H, m, **H-5'**), 2.67 (2H, t, ³J = 6.9 Hz, **α-CH₂**), 2.34 and 2.14 (2H, m, **2-H'a** and **2-H'b**), 1.67 (2H, m, **CH₂**), 1.51-1.32 (4H, m, **CH₂**), 0.84 (3H, t, ³J = 6.9 Hz, **CH₃**). ¹³C-NMR (d₆-DMSO; 75 MHz): 13.2 (**CH₃**), 20.1, 22.3, 27.9, 28.4, (C₄H₈), 41.3 (**C-2'**), 62.6 (**C-5'**), 71.8 (**C-3'**), 83.4, 86.4 (**C-1'**, **C-4'**), 100.4 (**C-5**), 107.4 (**C-4a**), 125.4 (**C-H_b**), 127.4 (*ipso*-C), 131.8 (**C-H_a**), 138.5 (**C-4**), 141.3 (*para*-C), 154.6 (**C-6**), 161.1 (**C-2**), 170.9 (**C-7a**).

20

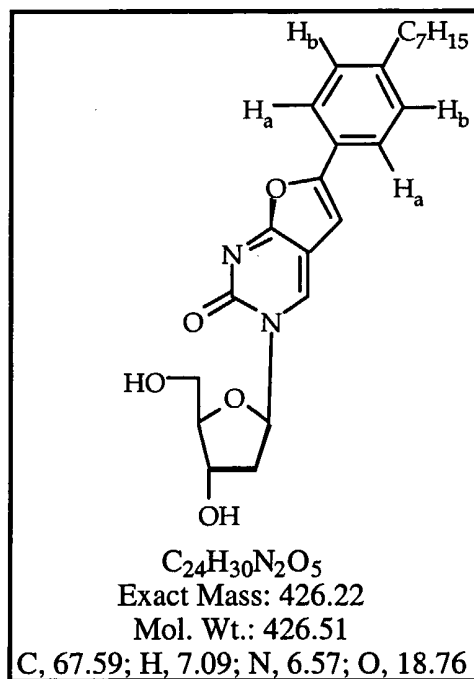
Example 4**Preparation of 3-(2'-deoxy- β -D-ribofuranosyl)-6-(4-n-hexylphenyl)-2,3-dihydrofuro-[2,3-d]pyrimidin-2-one**

5

The above general procedure was carried out using 4-n-hexyl-phenylacetylene (1.25 g, 6.76 mmol), which gave 3-(2'-deoxy- β -D-ribofuranosyl)-6-(4-n-hexylphenyl)-2,3-dihydrofuro-[2,3-d]pyrimidin-2-one (124 mg, 13 %), after purification by column chromatography.

1H -NMR (d_6 -DMSO; 300 MHz); 8.85 (1H, s, **H-4**), 7.53 (2H, **H_a**) - 7.29 (2H, **H_b**) (AB system, $^3J = 7.89$ Hz, $^4J = 2.3$ Hz), 7.23 (1H, s, **H-5**), 6.24 (1H, dd, $^3J = 6.15$ Hz, **H-1'**), 5.58 (1H, d, $^3J = 4.0$ Hz, **3'-OH**), 5.29 (1H, t, $^3J = 5.01$ Hz, **5'-OH**), 4.54 (1H, m, **H-3'**), 3.79 (1H, m, **H-4'**), 3.51 (2H, m, **H-5'**), 2.72 (2H, t, $^3J = 6.9$ Hz, α -**CH₂**), 2.31 and 2.10 (2H, m, **2-H'a** and **2-H'b**), 1.62 (2H, m, **CH₂**), 1.42-1.22 (6H, m, **CH₂**), 0.87 (3H, t, $^3J = 6.9$ Hz, **CH₃**). ^{13}C -NMR (d_6 -DMSO; 75 MHz): 13.2 (**CH₃**), 20.1, 22.3, 27.9, 29.5, 30.2 (**C₅H₁₀**), 41.6 (**C-2'**), 62.3 (**C-5'**), 769.8 (**C-3'**), 83.5, 88.7 (**C-1'**, **C-4'**), 99.1 (**C-5**), 107.2 (**C-4a**), 124.3 (**C-H_b**), 126.4 (*ipso*-**C**), 129.3 (**C-H_a**), 138.5 (**C-4**), 141.2 (*para*-**C**), 154.6 (**C-6**), 160.9 (**C-2**), 171.3 (**C-7a**).

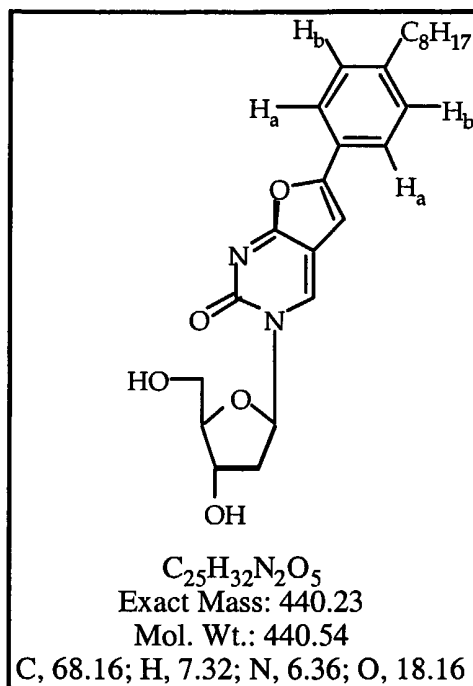
20

Example 5***Preparation of 3-(2'-deoxy-β-D-ribofuranosyl)-6-(4-n-heptylphenyl)-2,3-dihydrofuro-[2,3-d]pyrimidin-2-one***

5

The above general procedure was carried out using 4-n-heptyl-phenylacetylene (1.25 g, 6.76 mmol), which gave 3-(2'-deoxy-β-D-ribofuranosyl)-6-(4-n-heptylphenyl)-2,3-dihydrofuro-[2,3-d]pyrimidin-2-one (129 mg, 13 %), after purification by column chromatography.

- 10 ¹H-NMR (d₆-DMSO; 300 MHz): 8.91 (1H, s, **H-4**), 7.62 (2H, **H_a**) - 7.35 (2H, **H_b**) (AB system, ³J = 7.89 Hz, ⁴J = 2.3 Hz), 7.26 (1H, s, **H-5**), 6.28 (1H, dd, ³J = 6.17 Hz, **H-1'**), 5.62 (1H, d, ³J = 4.1 Hz, **3'-OH**), 5.32 (1H, t, ³J = 5.12 Hz, **5'-OH**), 4.52 (1H, m, **H-3'**), 3.81 (1H, m, **H-4'**), 3.62 (2H, m, **H-5'**), 2.71 (2H, t, ³J = 6.9 Hz, **α-CH₂**), 2.35 and 2.14 (2H, m, **2-H'a** and **2-H'b**), 1.59 (2H, m, **CH₂**), 1.48-1.21 (8H, m, **CH₂**), 0.82 (3H, t, ³J =
- 15 6.9 Hz, **CH₃**). ¹³C-NMR (d₆-DMSO; 75 MHz): 13.2 (**CH₃**), 20.1, 22.3, 27.9, 28.5, 29.5, 30.2 (**C₆H₁₂**), 41.6 (**C-2'**), 61.5 (**C-5'**), 69.8 (**C-3'**), 87.9, 88.5 (**C-1'**, **C-4'**), 99.1 (**C-5**), 107.2 (**C-4a**), 124.3 (**C-H_a**), 126.2 (*ipso*-C), 129.3 (**C-H_b**), 138.2(**C-4**), 144.2 (*para*-C), 154.6 (**C-6**), 160.7 (**C-2**), 170.6 (**C-7a**).

Example 6**Preparation of 3-(2'-deoxy- β -D-ribofuranosyl)-6-(4-n-octylphenyl)-2,3-dihydrofuro-[2,3-d]pyrimidin-2-one**

5

The above general procedure was carried out using 4-n-octyl-phenylacetylene (1.45 g, 6.76 mmol), which gave 3-(2'-deoxy- β -D-ribofuranosyl)-6-(4-n-octylphenyl)-2,3-dihydrofuro-[2,3-d]pyrimidin-2-one (111 mg, 11 %), after purification by column chromatography.

- 10 $^1\text{H-NMR}$ (d_6 -DMSO; 300 MHz): 8.92 (1H, s, **H-4**), 7.61 (2H, **H_a**) - 7.33 (2H, **H_b**) (AB system, $^3J = 7.89$ Hz, $^4J = 2.3$ Hz), 7.25 (1H, s, **H-5**), 6.21 (1H, dd, $^3J = 6.19$ Hz, **H-1'**), 5.59 (1H, d, $^3J = 4.1$ Hz, **3'-OH**), 5.272 (1H, t, $^3J = 5.12$ Hz, **5'-OH**), 4.39 (1H, m, **H-3'**), 3.75 (1H, m, **H-4'**), 3.62 (2H, m, **H-5'**), 2.71 (2H, t, $^3J = 6.9$ Hz, α -**CH₂**), 2.34 and 2.13 (2H, m, **2-H'a** and **2-H'b**), 1.61 (2H, m, **CH₂**), 1.51-1.19 (10H, m, **CH₂**), 0.82 (3H, t, $^3J =$
- 15 6.9 Hz, **CH₃**). $^{13}\text{C-NMR}$ (d_6 -DMSO; 75 MHz): 13.2 (**CH₃**), 20.1, 21.39, 22.3, 27.9, 28.5, 29.5, 30.2 (**C₇H₁₄**), 41.7 (**C-2'**), 61.1 (**C-5'**), 69.8 (**C-3'**), 87.9, 88.7 (**C-1'**, **C-4'**), 99.0 (**C-5**), 107.2 (**C-4a**), 124.8 (**C-H_b**), 126.2 (*ipso*-C), 129.3 (**C-H_a**), 138.2(**C-4**), 144.2 (*para*-C), 154.2 (**C-6**), 160.7 (**C-2**), 171.6 (**C-7a**).

20

Examples 7 to 10 and 13

The above general procedure was carried out using the appropriate starting materials to produce each of the following respective compounds:

5

Example 7: 3-(2'-deoxy- β -D-ribofuranosyl)-6-(phenyl)-2,3-dihydrofuro-[2,3-d]pyrimidin-2-one

Example 8: 3-(2'-deoxy- β -D-ribofuranosyl)-6-(4-methylphenyl)-2,3-dihydrofuro-[2,3-
10 d]pyrimidin-2-one

Example 9: 3-(2'-deoxy- β -D-ribofuranosyl)-6-(4-ethylphenyl)-2,3-dihydrofuro-[2,3-
d]pyrimidin-2-one

15 **Example 10:** 3-(2'-deoxy- β -D-ribofuranosyl)-6-(4-fluorophenyl)-2,3-dihydrofuro-[2,3-
d]pyrimidin-2-one.

Example 13: 3-(2'-deoxy- β -D-ribofuranosyl)-6-(4-phenylphenyl)-2,3-dihydrofuro-[2,3-
d]pyrimidin-2-one.

20

*General Procedure for the preparation of 3-(2'-deoxy- β -D-ribofuranosyl)-6-(4-n-
alkoxyphenyl)-2,3-dihydrofuro-[2,3-d]pyrimidin-2-one and 3-(2'-deoxy- β -D-
25 ribofuranosyl)-6-(4-halophenyl)-2,3-dihydrofuro-[2,3-d]pyrimidin-2-one analogues*

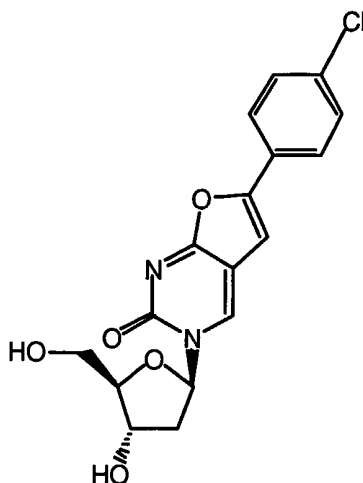
To a stirred solution of 5-iodo-2'-deoxyuridine (800mg, 2.26mmol) in anhydrous dimethylformamide (8ml), was added diisopropylethylamine (584mg, 0.8ml, 4.52mmol), the 4-n-alkoxy-phenylacetylene or 4-n-halo-phenylacetylene (6.76mmol),
30 *tetrakis*(triphenylphosphine)palladium(0) (261mg, 0.266mmol) and copper (I) iodide

(86mg, 0.452mmol). The mixture was stirred for 18 hours, at room temperature, under a nitrogen atmosphere, after which time tlc (ethyl acetate / methanol 9:1), showed complete conversion of the starting material. Copper (I) iodide (80mg, 0.40mmol), triethylamine (15ml) and methanol (20ml) were then added to the mixture, which was subsequently
5 refluxed for 4 hours. The reaction mixture was then concentrated *in vacuo*, and the resulting residue was dissolved in dichloromethane and methanol (1:1) (6ml), and an excess of Amberlite IRA-400 (HCO₃⁻ form) was added and stirred for 30 minutes. The resin was filtered and washed with methanol, and the combined filtrate was evaporated to dryness. The crude product was purified by flash column chromatography (initial eluent:
10 ethyl acetate, followed by ethyl acetate / methanol (9:1). The appropriate fractions were combined and the solvent removed *in vacuo*, to give the pure product.

Example 11

15

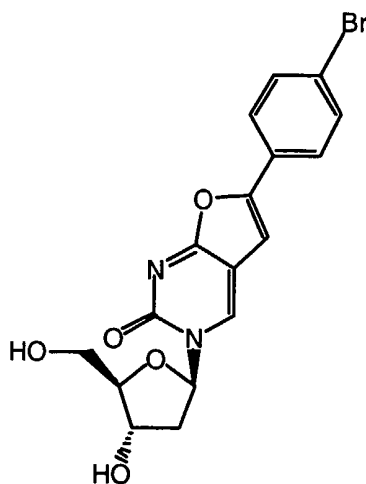
3-(2'-deoxy-β-D-ribofuranosyl)-6-(4-chlorophenyl)-2,3-dihydrofuro-[2,3-d]pyrimidin-2-one



The procedure was carried out using 4-chlorophenylacetylene (0.92g, 6.76mmol), which
20 gave 3-(2'-deoxy-β-D-ribofuranosyl)-6-(4-chlorophenylacetylene)-2,3-dihydrofuro-[2,3-d]pyrimidin-2-one (474mg, 58%), after purification by column chromatography.

¹H-NMR (d₆-DMSO; 300MHz); 8.91 (1H, s, H-4), 7.88 (2H, H_a) – 7.57 (2H, H_b) (AB system, ³J = 7.89Hz, ⁴J = 2.3Hz), 7.37 (1H, s, H-5), 6.19 (1H, dd, ³J = 6.17Hz, H1'), 5.35 (1H, d, ³J = 4.1Hz, 3'-OH), 5.24 (1H, t, ³J = 5.12Hz, 5'-OH), 4.26 (1H, m, H-3'), 3.95 (1H, m, H-4), 3.70 (2H, m, H-5'), 2.41 and 2.13 (2H, m, 2-H'a and 2-H'b). ¹³CNMR (d₆-DMSO; 75MHz): 41.6 (C-2'), 60.9 (c-5'), 69.8 (C-3'), 88.0, 88.5, (C-1', C-4'), 100.8 (C-5), 107.0 (C-4a), 126.6 (C-Hb), 127.6(*ipso*-C), 129.6 (C-Ha), 134.2 (C-4), 152.8 (*para*-C), 154.1 (C-6), 161.2 (C-2), 171.8 (C-7a). MS (ES⁺) m/e 385 (MNa⁺, 100%), 269 (baseNa⁺,

10

Example 12***3-(2'-deoxy-β-D-ribofuranosyl)-6-(4-bromophenyl)-2,3-dihydrofuro-[2,3-d]pyrimidin-2-one***

15

The procedure was carried out using 4-bromophenylacetylene (1.22g, 6.76mmol), which gave 3-(2'-deoxy-β-D-ribofuranosyl)-6-(4-bromophenylacetylene)-2,3-dihydrofuro-[2,3-d]pyrimidin-2-one (174mg, 19%), after purification by column chromatography.

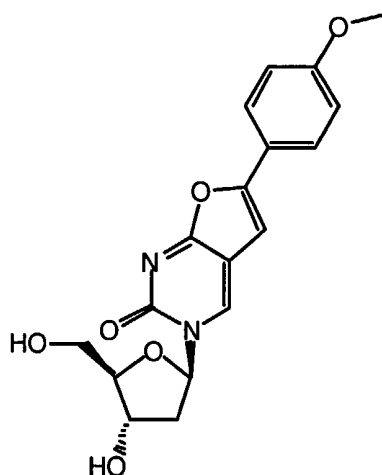
¹H-NMR (d₆-DMSO; 300MHz); 8.88 (1H, s, H-4), 7.78 (2H, H_a) – 7.66 (2H, H_b) (AB system, ³J = 7.89Hz, ⁴J = 2.3Hz), 7.34 (1H, s, H-5), 6.14 (1H, dd, ³J = 6.17Hz, H1'), 5.31 (1H, d, ³J = 4.1Hz, 3'-OH), 5.19 (1H, t, ³J = 5.12Hz, 5'-OH), 4.65 (1H, m, H-3'), 3.92 (1H,

20

m, H-4), 3.67 (2H, m, H-5'), 2.48 and 2.19 (2H, m, 2-H'a and 2-H'b). ^{13}C NMR (d_6 -DMSO; 75MHz): 41.6 (C-2'), 60.9 (c-5'), 69.8 (C-3'), 88.1, 88.5, (C-1', C-4'), 100.9 (C-5), 107.0 (C-4a), 122.9 (C-Hb), 126.8 (*ipso*-C), 127.9 (C-Ha), 139.0 (C-4), 152.8 (*para*-C), 154.1 (C-6), 160.9 (C-2), 171.3 (C-7a). MS (ES^+) m/e 429 (MNa^+ , 100%), 431 (MNa^+ , 100%), 313 (baseNa^+ , 25%), 315 (baseNa^+ , 25%). Accurate mass: $\text{C}_{17}\text{H}_{15}\text{N}_2\text{O}_5^{79}\text{BrNa}$ requires: 429.0062; found: 429.0061; $\text{C}_{17}\text{H}_{15}\text{N}_2\text{O}_5^{81}\text{BrNa}$ requires 431.0042; found: 431.0052. Found: C, 49.89%; H, 3.88%; N, 6.63%. $\text{C}_{17}\text{H}_{15}\text{BrN}_2\text{O}_5 \cdot 0.5\text{H}_2\text{O}$ requires: C, 49.04%; H, 3.88%, N, 6.73%.

10 Example 14

3-(2'-deoxy- β -D-ribofuranosyl)-6-(4-methoxyphenyl)-2,3-dihydrofuro-[2,3d]pyrimidin-2-one



15 The procedure was carried out using 4-methoxyphenylacetylene (0.893g, 6.76mmol), which gave 3-(2'-deoxy- β -D-ribofuranosyl)-6-(4-methoxyphenylacetylene)-2,3-dihydrofuro-[2,3-d]pyrimidin-2-one (353mg, 43%), after purification by column chromatography.

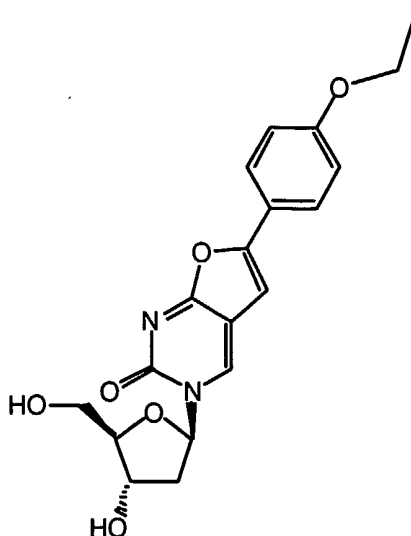
¹H-NMR (d₆-DMSO; 300MHz); 8.81 (1H, s, H-4), 7.77 (2H, H_a) – 7.12 (2H, H_b) (AB system, ³J = 7.89Hz, ⁴J = 2.3Hz), 7.06 (1H, s, H-5), 6.20 (1H, dd, ³J = 6.17Hz, H1'), 5.32 (1H, d, ³J = 4.1Hz, 3'-OH), 5.20 (1H, t, ³J = 5.12Hz, 5'-OH), 4.05 (1H, m, H-3'), 3.93 (1H, m, H-4'), 3.83 (3H, s, OCH₃), 3.69 (2H, m, H-5'), 2.39 and 2.12 (2H, m, 2-H'a and 2-H'b).

5 ¹³CNMR (d₆-DMSO; 75MHz): 41.6 (C-2'), 55.7 (OCH₃), 61.0 (C-5'), 69.8 (C-3'), 88.5, 87.9 (C-1', C-4'), 97.7 (C-5), 107.5 (C-4a), 114.9 (C-Hb), 121.3 (*ipso*-C), 126.6 (C-Ha), 137.6 (C-4), 154.1 (*para*-C), 154.2 (C-6), 160.5 (C-2), 171.4 (C-7a). MS (ES⁺) m/e 381 (MNa⁺, 100%), 265 (baseNa⁺, 20%), Accurate mass: C₁₈H₁₈N₂O₆Na requires: 381.1063; found: 381.1069; Found: C, 59.83%; H, 5.29%; N, 7.83%. C₁₈H₁₈N₂O₆ requires: C,

10 60.33%; H, 5.06%, N, 7.82%.

Example 15

15 **3-(2'-deoxy-β-D-ribofuranosyl)-6-(4-ethoxyphenyl)-2,3-dihydrofuro-[2,3-d]pyrimidin-2-one**



The procedure was carried out using 4-ethoxyphenylacetylene (0.988g, 6.76mmol), which gave 3-(2'-deoxy-β-D-ribofuranosyl)-6-(4-ethoxyphenylacetylene)-2,3-dihydrofuro-[2,3-d]pyrimidin-2-one (256mg, 30%), after purification by column chromatography.

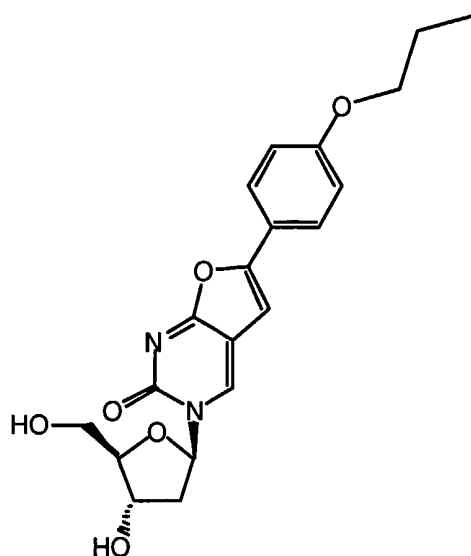
20

¹H-NMR (d₆-DMSO; 300MHz); 8.80 (1H, s, H-4), 7.77 (2H, H_a) – 7.11 (2H, H_b) (AB system, ³J = 7.89Hz, ⁴J = 2.3Hz), 7.06 (1H, s, H-5), 6.19 (1H, dd, ³J = 6.17Hz, H1'), 5.32 (1H, d, ³J = 4.1Hz, 3'-OH), 5.20 (1H, t, ³J = 5.12Hz, 5'-OH), 4.26 (1H, m, H-3'), 4.08 (2H, q, OCH₂), 3.92 (1H, m, H-4), 3.69 (2H, m, H-5'), 2.40 and 2.09 (2H, m, 2-H'a and 2-H'b), 1.35 (3H, t, CH₃) ¹³CNMR (d₆-DMSO; 75MHz): 14.9 (CH₃), 41.6 (C-2'), 61.0 (C-5'), 63.7 (OCH₂), 69.8 (C-3'), 87.9, 88.5, (C-1', C-4'), 97.6 (C-5), 107.5 (C-4a), 115.3 (C-Hb), 121.1 (*ipso*-C), 126.6 (C-Ha), 137.6 (C-4), 154.1 (*para*-C), 154.3 (C-6), 159.8 (C-2), 171.4 (C-7a). MS (ES⁺) m/e 395 (MNa⁺, 100%), 279 (baseNa⁺, 20%). Accurate mass: 10 C₁₉H₂₀N₂O₆Na requires: 395.1219; found: 395.1216. Found: C, 60.97%; H, 5.67%; N, 7.29%. C₁₉H₂₀N₂O₆ requires: C, 61.28%; H, 5.41%, N, 7.52%

Example 16

15

3-(2'-deoxy-β-D-ribofuranosyl)-6-(4-n-propoxyphenyl)-2,3-dihydrofuro-[2,3-d]pyrimidin-2-one



The procedure was carried out using 4-n-propoxyphenylacetylene (1.08g, 6.76mmol), 20 which gave 3-(2'-deoxy-β-D-ribofuranosyl)-6-(4-n-propoxyphenylacetylene)-2,3-

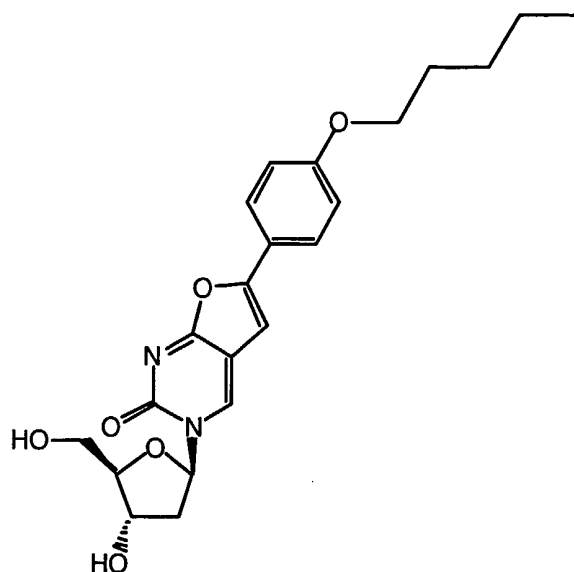
dihydrofuro-[2,3-d]pyrimidin-2-one (552mg, 59%), after purification by column chromatography.

¹H-NMR (d₆-DMSO; 300MHz): 8.80 (1H, s, H-4), 7.78 (2H, H_a) – 7.12 (2H, H_b) (AB system, ³J = 7.89Hz, ⁴J = 2.3Hz), 7.07 (1H, s, H-5), 6.19 (1H, dd, ³J = 6.17Hz, H1'), 5.31 (1H, d, ³J = 4.1Hz, 3'-OH), 5.19 (1H, t, ³J = 5.12Hz, 5'-OH), 4.26 (1H, m, H-3'), 4.00 (2H, t, OCH₂), 3.98 (1H, m, H-4'), 3.67 (2H, m, H-5'), 2.40 and 2.12 (2H, m, 2-H'a and 2-H'b), 1.80 (2H, m, CH₂), 1.03 (3H, t, CH₃) ¹³CNMR (d₆-DMSO; 75MHz): 10.7 (CH₃), 22.3 (CH₂), 41.6 (C-2'), 61.0 (C-5'), 69.5 (OCH₂), 69.8 (C-3'), 87.9, 88.5, (C-1', C-4'), 97.6(C-5), 107.5 (C-4a), 115.4 (C-Hb), 121.1 (*ipso*-C), 126.6 (C-Ha), 137.6 (C-4), 154.1 (*para*-C), 154.3 (C-6), 160.0 (C-2), 171.3 (C-7a). MS (ES⁺) m/e 409 (MNa⁺, 100%), 293 (baseNa⁺, 25%). Accurate mass: C₂₀H₂₂N₂O₆Na requires: 409.1376; found: 409.1374; Found: C, 61.97%; H, 5.67%; N, 7.29%. C₁₉H₂₀N₂O₆ requires: C, 62.17%; H, 5.74%, N, 7.25%.

15

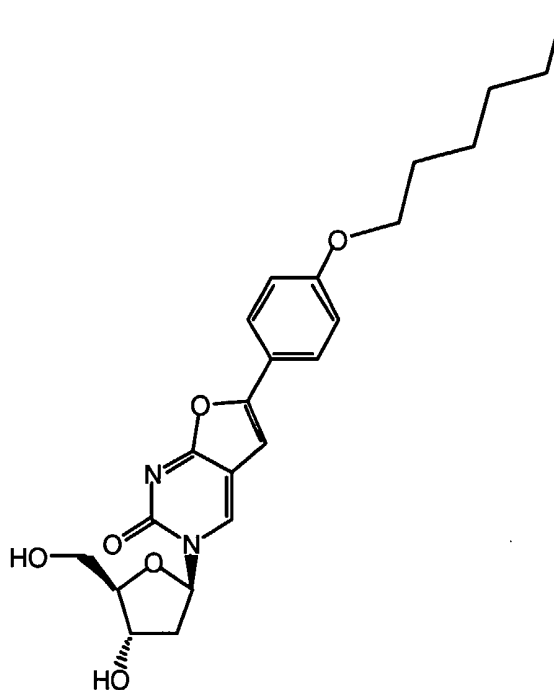
Example 17

3-(2'-deoxy-β-D-ribofuranosyl)-6-(4-n-pentoxyphenyl)-2,3-dihydrofuro-[2,3-d]pyrimidin-2-one



The procedure was carried out using 4-n-pentoxyphenylacetylene (1.27g, 6.76mmol), which gave 3-(2'-deoxy- β -D-ribofuranosyl)-6-(4-n-pentoxyphenylacetylene)-2,3-dihydrofuro-[2,3-d]pyrimidin-2-one (503mg, 53%), after purification by column chromatography.

$^1\text{H-NMR}$ (d_6 -DMSO; 300MHz); 8.80 (1H, s, H-4), 7.78 (2H, H_a) – 7.07 (2H, H_b) (AB system, $^3J = 7.89\text{Hz}$, $^4J = 2.3\text{Hz}$), 7.04 (1H, s, H-5), 6.20 (1H, dd, $^3J = 6.17\text{Hz}$, H1'), 5.31 (1H, d, $^3J = 4.1\text{Hz}$, 3'-OH), 5.19 (1H, t, $^3J = 5.12\text{Hz}$, 5'-OH), 4.27 (1H, m, H-3'), 4.02 (2H, t, OCH₂), 3.93 (1H, m, H-4), 3.69 (2H, m, H-5'), 2.39 and 2.13 (2H, m, 2-H'a and 2-H'b), 1.73 (2H, m, CH₂), 1.38 (4H, m, 2CH₂), 0.91 (3H, t, CH₃). $^{13}\text{CNMR}$ (d_6 -DMSO; 75MHz): 14.3 (CH₃), 22.2 (CH₂CH₃), 28.0 (CH₂CH₂CH₃), 28.6 (CH₂CH₂CH₂CH₃) 41.6 (C-2'), 61.0 (C-5'), 68.0 (OCH₂), 69.8 (C-3'), 87.9, 88.5, (C-1', C-4'), 97.6 (C-5), 107.5 (C-4a), 115.4 (C-Hb), 121.1 (*ipso*-C), 126.6 (C-Ha), 137.6 (C-4), 154.1 (*para*-C), 154.3 (C-6), 160.0 (C-2), 171.4 (C-7a). MS (ES⁺) *m/e* 437 (MNa⁺, 100%), 321 (baseNa⁺, 20%). Accurate mass: C₂₂H₂₆N₂O₆Na requires: 437.1689; found: 437.1695. Found: C, 60.07%; H, 6.63%; N, 6.27%. C₂₂H₂₆N₂O₆ · 1.5H₂O requires: C, 59.85%; H, 6.62%, N, 6.35%.

Example 18**3-(2'-deoxy- β -D-ribofuranosyl)-6-(4-n-hexoxyphenyl)-2,3-dihydrofuro-[2,3-d]pyrimidin-2-one**

5

The procedure was carried out using 4-n-hexoxyphenylacetylene (1.37g, 6.76mmol), which gave 3-(2'-deoxy- β -D-ribofuranosyl)-6-(4-n-hexoxyphenylacetylene)-2,3-dihydrofuro-[2,3-d]pyrimidin-2-one (540mg, 55%), after purification by column chromatography.

10

$^1\text{H-NMR}$ (d_6 -DMSO; 300MHz); 8.80 (1H, s, H-4), 7.77 (2H, H_a) – 7.11 (2H, H_b) (AB system, $^3J = 7.89\text{Hz}$, $^4J = 2.3\text{Hz}$), 7.07 (1H, s, H-5), 6.20 (1H, dd, $^3J = 6.17\text{Hz}$, H1'), 5.31 (1H, d, $^3J = 4.1\text{Hz}$, 3'-OH), 5.19 (1H, t, $^3J = 5.12\text{Hz}$, 5'-OH), 4.26 (1H, m, H-3'), 4.02 (2H, t, OCH₂), 3.94 (1H, m, H-4), 3.70 (2H, m, H-5'), 2.41 and 2.12 (2H, m, 2-H'a and 2-H'b), 1.73 (2H, m, OCH₂CH₂), 1.43 (2H, t, OCH₂CH₂CH₂), 1.32 (4H, m, 2CH₂), 0.89 (3H, t, CH₃). $^{13}\text{CNMR}$ (d_6 -DMSO; 75MHz): 14.3 (CH₃), 22.4 (CH₂CH₃), 25.5 (CH₂CH₂CH₃), 28.9 (CH₂CH₂CH₂CH₃), 31.3 (CH₂CH₂CH₂CH₂CH₃), 41.6 (C-2'), 60.9 (C-5'), 68.0

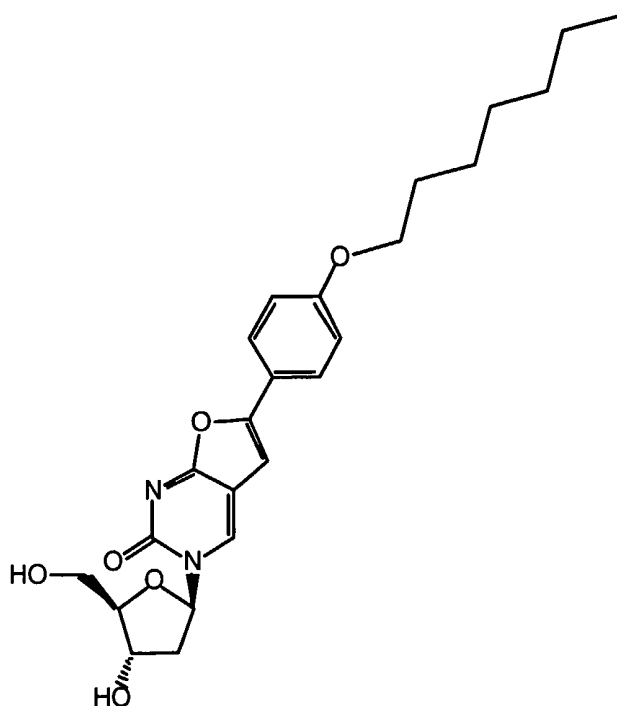
15

(OCH₂), 69.8 (C-3'), 88.0, 88.5, (C-1', C-4'), 100.8 (C-5), 107.0 (C-4a), 115.3 (C-Hb), 121.1(*ipso*-C), 126.6 (C-Ha), 137.5 (C-4), 154.2 (*para*-C), 154.5 (C-6), 161.2 (C-2), 171.8 (C-7a). MS (ES⁺) m/e 451 (MNa⁺, 100%), 335 (baseNa⁺, 10%). Accurate mass: C₂₃H₂₈N₂O₆Na requires: 451.1845; found: 451.1843. Found: C, 64.28%; H, 6.74%; N, 6.35%. C₂₃H₂₈N₂O₆ requires: C, 64.47%; H, 6.59%, N, 6.54%.

Example 19

3-(2'-deoxy-β-D-ribofuranosyl)-6-(4-n-heptoxyphenyl)-2,3-dihydrofuro-[2,3-d]pyrimidin-2-one

10



The procedure was carried out using 4-n-heptoxyphenylacetylene (1.46g, 6.76mmol), which gave 3-(2'-deoxy-β-D-ribofuranosyl)-6-(4-n-heptoxyphenylacetylene)-2,3-dihydrofuro-[2,3-d]pyrimidin-2-one (193mg,19%), after purification by column chromatography.

¹H-NMR (d₆-DMSO; 300MHz); 8.80 (1H, s, H-4), 7.78 (2H, H_a) – 7.11 (2H, H_b) (AB system, ³J = 7.89Hz, ⁴J = 2.3Hz), 7.07 (1H, s, H-5), 6.20 (1H, dd, ³J = 6.17Hz, H1'), 5.31

(1H, d, $^3J = 4.1\text{Hz}$, 3'-OH), 5.19 (1H, t, $^3J = 5.12\text{Hz}$, 5'-OH), 4.26 (1H, m, H-3'), 4.02 (2H, t, OCH₂), 4.00 (1H, m, H-4'), 3.92 (2H, m, H-5'), 2.51 and 2.09 (2H, m, 2-H'a and 2-H'b), 1.73 (2H, m, OCH₂CH₂), 1.33 (8H, m, 4CH₂), 0.87 (3H, t, CH₃). ¹³CNMR (d₆-DMSO; 75MHz): 14.3 (CH₃), 22.4 (CH₂CH₃), 25.8 (CH₂CH₂CH₃), 28.8 (CH₂CH₂CH₂CH₃), 31.6
5 (CH₂CH₂CH₂CH₂CH₃), 33.7 (CH₂CH₂CH₂CH₂CH₂CH₃), 41.6 (C-2'), 61.2 (C-5'), 68.8 (OCH₂), 69.8 (C-3'), 88.1, 88.7, (C-1', C-4'), 99.7 (C-5), 107.0 (C-4a), 115.3 (C-Hb), 121.1(*ipso*-C), 126.8 (C-Ha), 137.5 (C-4), 154.2 (*para*-C), 154.5 (C-6), 161.2 (C-2), 171.8 (C-7a). MS (ES⁺) m/e 465 (MNa⁺, 100%), 349 (baseNa⁺, 10%). Accurate mass: C₂₄H₃₀N₂O₆Na requires: 465.2002; found: 465.2001. Found: C, 62.74%; H, 7.08%; N,
10 6.06%. C₂₄H₃₀N₂O₆.H₂O requires: C, 62.59%; H, 7.01%, N, 6.08%.

10%). Accurate mass: C₁₇H₁₅N₂O₅ClNa requires: 385.0567; found: 385.0575. Found: C, 56.02%; H, 4.39%; N, 7.67%. C₁₇H₁₅ClN₂O₅ requires: C, 56.29%; H, 4.17%, N, 7.72%.

15

Biological activity

The compounds of each the present examples 1 to 19 were tested *in vitro* in tissue culture assays for potent anti-viral action with respect to varicella zoster virus (VZV). The results
20 in terms of EC₅₀, which was defined as the drug concentration (in μM) required to reduce virus-induced cytopathicity by 50%, are given in the Table below. The column titles in the table stand for:

R, for compounds embodying the present invention, is Ar as in formula I above.

25

EC₅₀ VZV OKA μM stands for "50% effective concentration" and is the compound concentration required to reduce viral plaque formation after 5 days by 50%, compared to an untreated control, using OKA viral strain.

EC50 VZV YS μM stands for “50% effective concentration” and is the compound concentration required to reduce viral plaque formation after 5 days by 50%, compared to untreated control, using YS viral strain.

- 5 EC50 VZV TK⁻ 07 μM stands for “50% effective concentration” and is the compound concentration required to reduce viral plaque formation after 5 days by 50%, compared to untreated control, using viral strain 07; TK deficient.

- 10 EC50 VZV TK⁻ YS μM stands for “50% effective concentration” and is the compound concentration required to reduce viral plaque formation after 5 days by 50%, compared to untreated control, using viral strain YS; TK deficient.

MCC μM is the minimum cytotoxic concentration to human embryonic lung cells.

- 15 CC50 μM is 50% cytotoxic concentration to human embryonic lung cells.

Further details of the methodology employed can be found in McGuigan *et al.* J. Med. Chem. ,1999, 42, 4479-4484.

Table

Example	R	EC50 VZV OKA μM	EC50 VZV YS μM	EC50 VZV TK- 07 μM	EC50 VZV TK- YS μM	MCC μM	CC50 μM
7	$-\text{C}_6\text{H}_5$	<0.5	<0.5	>200	162	>200	>200
8	$-p\text{C}_6\text{H}_4-\text{CH}_3$	<0.5	<0.5	103	>200	>200	>200
9	$-p\text{C}_6\text{H}_4-\text{C}_2\text{H}_5$	<0.5	<0.5	>50	>50	200	123
1	$-p\text{C}_6\text{H}_4-\text{nC}_3\text{H}_7$	0.011	0.009	>50	>20	≥ 50	188
2	$-p\text{C}_6\text{H}_4-\text{nC}_4\text{H}_9$	0.0032	0.0002	13	>20		
3	$-p\text{C}_6\text{H}_4-\text{nC}_5\text{H}_{11}$	0.00006	0.00005	>20	>5		
4	$-p\text{C}_6\text{H}_4-\text{nC}_6\text{H}_{13}$	0.00011	0.00007	>5	>5		
5	$-p\text{C}_6\text{H}_4-\text{nC}_7\text{H}_{15}$	0.0034	0.0009	>5	>5	5	18
6	$-p\text{C}_6\text{H}_4-\text{nC}_8\text{H}_{17}$	0.015	0.005	>20	>20	≥ 20	>200
Acyclovir		2.9	1	74	125	>200	>200
BVDU			0.003				
Ex2 WO 98/49177	$-\text{nC}_{10}\text{H}_{21}$	0.015	0.008	>50	>50	>50	>50
10	$-p\text{C}_6\text{H}_4-\text{F}$	>50	>50	>50	>50	200	171
11	$-p\text{C}_6\text{H}_4-\text{Cl}$	0.1	0.08	>20	>20	≥ 20	>200
12	$-p\text{C}_6\text{H}_4-\text{Br}$	0.29	0.2	>5	>5	>2	96
13	$-p\text{C}_6\text{H}_4-\text{C}_6\text{H}_4$	0.031	0.032	>5	>5	>200	>200
14	$-p\text{C}_6\text{H}_4-\text{OCH}_3$	0.05	0.05	>50	>50	200	>200
15	$-p\text{C}_6\text{H}_4-\text{OC}_2\text{H}_5$	0.01	0.01	50	>50	200	>200
16	$-p\text{C}_6\text{H}_4-\text{OnC}_3\text{H}_7$	0.002	0.002	11	>50	≥ 200	>200
17	$-p\text{C}_6\text{H}_4-\text{OnC}_5\text{H}_{11}$	0.002	0.002	3.7	>20	>50	>200
18	$-p\text{C}_6\text{H}_4-\text{OnC}_6\text{H}_{13}$	0.002	0.002	>5	>20	>20	>200
19	$-p\text{C}_6\text{H}_4-\text{OnC}_7\text{H}_{15}$	0.002	0.002	>50	>20	≥ 50	>200

5 As can be seen from the data contained in the above Table, compounds comprising Examples 2 to 5 and 15 to 19 embodying the present invention demonstrate increased

potency having regard to the known potency of the prior art compounds contained in the Table. Optimum compounds can be seen to those of Examples 2 to 5 and 16 to 19 exemplifying the present invention. Compounds displaying the greatest increase in potency can be seen to be those of Examples 3 and 4 of the present invention.

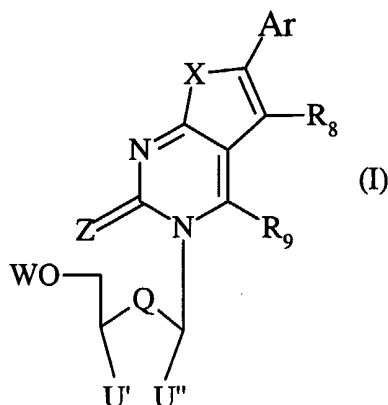
5

Increased potency of the compounds of the present invention permit effective reduced doses to be administered to a patient in need thereof. Reduced dosage, either in terms of the number of doses required or the quantity required per dose or both, can enhance the convenience to, and hence compliance by, the patient and can permit a commensurate
10 reduction in likely host toxicity and any side effects.

Compounds comprising Examples 1, 6 and 11 to 14 demonstrate comparable potency having regard to the known potency of the prior art compounds contained in the Table.

CLAIMS

1. A compound having the formula:



- 5 wherein

Ar is an, optionally substituted, aromatic ring system, the aromatic ring system comprising one six-membered aromatic ring or two fused six-membered aromatic rings;

- 10 R_8 and R_9 are each independently selected from the group comprising hydrogen, alkyl, cycloalkyl, halogens, amino, alkylamino, dialkylamino, nitro, cyano, alkoxy, aryloxy, thiol, alkylthiol, arylthiol, aryl;

- 15 Q is selected from the group comprising O, S and CY_2 , where Y may be the same or different and is selected from H, alkyl and halogens;

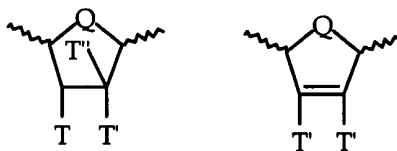
- 20 X is selected from the group comprising O, NH, S, N-alkyl, $(CH_2)_m$ where m is 1 to 10, and CY_2 where Y may be the same or different and is selected from hydrogen, alkyl and halogens;

- Z is selected from the group comprising O, S, NH, and N-alkyl;

U'' is H and U' is selected from H and CH_2T , or U' and U'' are joined so as to form a ring moiety including Q wherein $U'-U''$ together is respectively selected from the group

comprising $-CTH-CT''T''$ -and $-CT=CT$ -and $-CT'=CT'$ -, so as to provide ring moieties selected from the group comprising:

5



wherein:

10 T is selected from the group comprising OH, H, halogens, O-alkyl, O-acyl, O-aryl, CN, NH₂ and N₃;

T' is selected from the group comprising H and halogens and, where more than one T' is present, they may be the same or different;

15

T'' is selected from the group comprising H and halogens; and

W is selected from the group comprising H, a phosphate group and a pharmacologically acceptable salt, derivative or pro-drug thereof;

20

with the proviso that when T is OAc and T' and T'' are present and are H, Ar is not 4-(2-benzoxazolyl)phenyl.

2. A compound according to claim 1 wherein the aromatic ring system in Ar contains one, two, three or four hetero ring atoms.

3. A compound according to claim 1 wherein the aromatic ring system in Ar comprises one six-membered carbocyclic ring.

30 4. A compound according to any one of the preceding claims wherein Ar comprises an aromatic ring system substituted by one or more moieties independently selected from the group comprising H, alkyl, aryl, cycloalkyl, chlorine, bromine, iodine, cyano, alkylamino, dialkylamino, alkoxy, aryloxy, alkylthiol and arylthiol, any alkyl, cycloalkyl

or aryl groups of which may be substituted by one or more members selected from the group comprising chlorine, bromine, iodine, CN, CO₂alkyl (C₁ to C₆), CONH₂, CONH alkyl (C₁ to C₆), SH, S alkyl (C₁ to C₆) and NO₂.

5 5. A compound according to claim 4 wherein the moiety or moieties substituted on the said aromatic ring system comprise one or more, optionally substituted, alkyl or alkoxy moieties wherein the said alkyl or alkoxy moiety or moieties, in total, comprise from 3 to 8 carbon atoms, calculated excluding any substituents that may be present on the said alkyl or alkoxy moiety or moieties.

10

6. A compound according to claim 5 wherein the said alkyl or alkoxy moiety or moieties comprise one or more straight chain, saturated alkyl or alkoxy moieties.

7. A compound according to claim 5 or claim 6 wherein the said alkyl or alkoxy
15 moiety or moieties comprise, in total, one or more non-substituted alkyl or alkoxy moieties.

8. A compound according to any one of claims 5 to 7 wherein the said alkyl moiety or moieties comprise, in total, from 4 to 7 carbon atoms, calculated excluding any substituents
20 that may be present on the said alkyl moiety or moieties .

9. A compound according to claim 8 wherein the said alkyl moiety or moieties comprise, in total, from 5 to 6 carbon atoms, calculated excluding any substituents that may be present on the said alkyl moiety or moieties.

25

10. A compound according to any one of claims 5 to 9 wherein the said alkyl moiety or moieties is selected from the group comprising C₁, C₂, C₃, C₄, C₅, C₆, C₇ and C₈ alkyl moieties and mixtures thereof, preferably from the group comprising C₃, C₄, C₅, C₆, C₇ and C₈ alkyl moieties and mixtures thereof, and more preferably from the group comprising C₄,
30 C₅, C₆ and C₇ alkyl moieties and mixtures thereof.

11. A compound according to Claim 10 wherein the said alkyl moiety or moieties is selected from the group comprising C₅ and C₆ alkyl moieties and mixtures thereof.

12. A compound according to any one of claims 5 to 7 wherein the said alkoxy moiety or moieties comprise, in total, from 3 to 7 carbon atoms, calculated excluding any substituents that may be present on the said alkoxy moiety or moieties.
- 5
13. A compound according to any one of claims 5 to 12 wherein the said alkyl or alkoxy moiety comprises one alkyl or one alkoxy moiety.
14. A compound according to any one of the preceding claims wherein the aromatic ring system comprises one six-membered aromatic ring, preferably a carbocyclic aromatic ring, and one substituent, preferably one alkyl or one alkoxy moiety, at the *para* position on the six-membered aromatic ring.
15. A compound according to Claim 1 selected from the group comprising:
- 15
- 3-(2'-deoxy- β -D-ribofuranosyl)-6-(4-methylphenyl)-2,3-dihydrofuro-[2,3-*d*]pyrimidin-2-one;
- 3-(2'-deoxy- β -D-ribofuranosyl)-6-(4-ethylphenyl)-2,3-dihydrofuro-[2,3-*d*]pyrimidin-2-
- 20 one;
- 3-(2'-deoxy- β -D-ribofuranosyl)-6-(4-n-propylphenyl)-2,3-dihydrofuro-[2,3-*d*]pyrimidin-2-one;
- 25 3-(2'-deoxy- β -D-ribofuranosyl)-6-(4-n-butylphenyl)-2,3-dihydrofuro-[2,3-*d*]pyrimidin-2-one;
- 3-(2'-deoxy- β -D-ribofuranosyl)-6-(4-n-pentylphenyl)-2,3-dihydrofuro-[2,3-*d*]pyrimidin-2-
- 30 one;
- 3-(2'-deoxy- β -D-ribofuranosyl)-6-(4-n-hexylphenyl)-2,3-dihydrofuro-[2,3-*d*]pyrimidin-2-one;

3-(2'-deoxy-β-D-ribofuranosyl)-6-(4-n-heptylphenyl)-2,3-dihydrofuro-[2,3-*d*]pyrimidin-2-one;

3-(2'-deoxy-β-D-ribofuranosyl)-6-(4-n-octylphenyl)-2,3-dihydrofuro-[2,3-*d*]pyrimidin-2-
5 one;

3-(2'-deoxy-β-D-ribofuranosyl)-6-(phenyl)-2,3-dihydrofuro-[2,3-*d*]pyrimidin-2-one;

3-(2'-deoxy-β-D-ribofuranosyl)-6-(4-fluorophenyl)-2,3-dihydrofuro-[2,3-*d*]pyrimidin-2-
10 one;

3-(2'-deoxy-β-D-ribofuranosyl)-6-(4-chlorophenyl)-2,3-dihydrofuro-[2,3-*d*]pyrimidin-2-
one;

15 3-(2'-deoxy-β-D-ribofuranosyl)-6-(4-bromophenyl)-2,3-dihydrofuro-[2,3-*d*]pyrimidin-2-
one;

3-(2'-deoxy-β-D-ribofuranosyl)-6-(4-phenylphenyl)-2,3-dihydrofuro-[2,3-*d*]pyrimidin-2-
one;

20

3-(2'-deoxy-β-D-ribofuranosyl)-6-(4-methoxyphenyl)-2,3-dihydrofuro-[2,3-*d*]pyrimidin-2-
one;

3-(2'-deoxy-β-D-ribofuranosyl)-6-(4-ethoxyphenyl)-2,3-dihydrofuro-[2,3-*d*]pyrimidin-2-
25 one;

3-(2'-deoxy-β-D-ribofuranosyl)-6-(4-n-propoxyphenyl)-2,3-dihydrofuro-[2,3-*d*]pyrimidin-
2-one;

30 3-(2'-deoxy-β-D-ribofuranosyl)-6-(4-n-pentoxyphenyl)-2,3-dihydrofuro-[2,3-*d*]pyrimidin-
2-one;

3-(2'-deoxy- β -D-ribofuranosyl)-6-(4-n-hexoxyphenyl)-2,3-dihydrofuro-[2,3-d]pyrimidin-2-one;

3-(2'-deoxy- β -D-ribofuranosyl)-6-(4-n-heptoxyphenyl)-2,3-dihydrofuro-[2,3-d]pyrimidin-
5 2-one; and

mixtures thereof.

16. A method for preparing compounds according to any one of claims 1 to 15 wherein
10 a 5-halo nucleoside analogue is contacted with a terminal alkyne in the presence of a catalyst, or a 5-alkynyl nucleoside is cyclised in the presence of a catalyst.

17. A compound according to any one of claims 1 to 15 for use in a method of
treatment.
15

18. Use of a compound according to any one of claims 1 to 15 in the manufacture of a medicament for the prophylaxis or treatment of a viral infection.

19. A method of prophylaxis or treatment of a viral infection comprising administering
20 to a patient in need of such treatment an effective dose of a compound according to any claims 1 to 15.

20. A compound according to any one of claims 1 to 15 in the manufacture of a medicament for use in the prophylaxis or treatment of a viral infection.
25

21. A pharmaceutical composition comprising a compound according to any one of claims 1 to 15 in combination with a pharmaceutically acceptable excipient.

22. A method of preparing a pharmaceutical composition comprising the step of
30 combining a compound according to any one of claims 1 to 15 with a pharmaceutically acceptable excipient.

INTERNATIONAL SEARCH REPORT

International Application No

PCT/GB 01/01694

A. CLASSIFICATION OF SUBJECT MATTER

IPC 7 C07H19/04 C07H19/06 A61K31/70 C07D307/04

According to International Patent Classification (IPC) or to both national classification and IPC

B. FIELDS SEARCHED

Minimum documentation searched (classification system followed by classification symbols)

IPC 7 C07H A61K C07D

Documentation searched other than minimum documentation to the extent that such documents are included in the fields searched

Electronic data base consulted during the international search (name of data base and, where practical, search terms used)

EPO-Internal, CHEM ABS Data

C. DOCUMENTS CONSIDERED TO BE RELEVANT

Category °	Citation of document, with indication, where appropriate, of the relevant passages	Relevant to claim No.
X	CRISP G T ET AL: "PALLADIUM-CATALYZED COUPLING OF TERMINAL ALKYNES WITH 5(TRIFLUOROMETHANESULFONYLOXY) PYRIMIDINE NUCLEOSIDES" JOURNAL OF ORGANIC CHEMISTRY, AMERICAN CHEMICAL SOCIETY. EASTON, US, vol. 58, no. 24, 1993, pages 6614-6619, XP002069922 ISSN: 0022-3263 cited in the application * cpds 2-8 of Table II, page 6616 *	1, 15, 16
Y	* cpds 5 and 7 of Table III, page 6616 * page 6614, right-hand column, line 7-26 ----- -/--	1-22



Further documents are listed in the continuation of box C.



Patent family members are listed in annex.

° Special categories of cited documents :

- *A* document defining the general state of the art which is not considered to be of particular relevance
- *E* earlier document but published on or after the international filing date
- *L* document which may throw doubts on priority claim(s) or which is cited to establish the publication date of another citation or other special reason (as specified)
- *O* document referring to an oral disclosure, use, exhibition or other means
- *P* document published prior to the international filing date but later than the priority date claimed

- *T* later document published after the international filing date or priority date and not in conflict with the application but cited to understand the principle or theory underlying the invention
- *X* document of particular relevance; the claimed invention cannot be considered novel or cannot be considered to involve an inventive step when the document is taken alone
- *Y* document of particular relevance; the claimed invention cannot be considered to involve an inventive step when the document is combined with one or more other such documents, such combination being obvious to a person skilled in the art.
- * & * document member of the same patent family

Date of the actual completion of the international search

12 September 2001

Date of mailing of the international search report

26/09/2001

Name and mailing address of the ISA

European Patent Office, P.B. 5818 Patentlaan 2
NL - 2280 HV Rijswijk
Tel. (+31-70) 340-2040, Tx. 31 651 epo nl,
Fax: (+31-70) 340-3016

Authorized officer

Gohlke, P

INTERNATIONAL SEARCH REPORT

International Application No
PCT/GB 01/01694

C.(Continuation) DOCUMENTS CONSIDERED TO BE RELEVANT

Category °	Citation of document, with indication, where appropriate, of the relevant passages	Relevant to claim No.
X	KERR, CHARLES E. ET AL: "Synthesis of N,N-dialkylaniline-2'-deoxyuridine conjugates for DNA-mediated electron transfer studies" NUCLEOSIDES, NUCLEOTIDES NUCLEIC ACIDS (2000), 19(5 & 6), 851-866 , 2000, XP001021046 * compound 11 page 856 * ---	1-10
Y	WO 98 49177 A (BALZARINI JAN ;CLERCQ ERIK DE (BE); YARNOLD CHRISTOPHER (GB); JONE) 5 November 1998 (1998-11-05) cited in the application the whole document ---	1-22
A	CHEMICAL ABSTRACTS, vol. 130, no. 26, 28 June 1999 (1999-06-28) Columbus, Ohio, US; abstract no. 352490, MALAKHOVA, E. V. ET AL: "Reagents for introducing a fluorescent deoxyuridine 2-phenylbenzoxazole derivative into oligonucleotides" XP001021058 cited in the application abstract ---	1-10
A	& BIOORG. KHIM. (1998), 24(9), 688-695 , 1998, XP001012805 * compound (VII) page 689 * ---	1-10
A	MCGUIGAN, CHRISTOPHER ET AL: "Potent and Selective Inhibition of Varicella -Zoster Virus (VZV) by Nucleoside Analogues with an Unusual Bicyclic Base" J. MED. CHEM. (1999), 42(22), 4479-4484 , 1999, XP002177282 the whole document ---	1-22
A	WO 96 29336 A (MEDICAL RES COUNCIL ;UNIV CARDIFF (GB); REGA FOUNDATION (BE); MCGU) 26 September 1996 (1996-09-26) masked monophosphate nucleoside analogues as prodrugs are disclosed. abstract; claims ---	1-22
X,P	BRANCALE, A. ET AL: "Synthesis and anti-varicella -zoster virus activity of some nove bicyclic nucleoside inhibitors: effect of enhanced aqueous solubility" ANTIVIRAL CHEM. CHEMOTHER. (2000), 11(6), 383-393 , 2000, XP001018125 the whole document and in particular last paragraph of document --- -/--	1-22

INTERNATIONAL SEARCH REPORT

International Application No
PCT/GB 01/01694

C.(Continuation) DOCUMENTS CONSIDERED TO BE RELEVANT

Category °	Citation of document, with indication, where appropriate, of the relevant passages	Relevant to claim No.
X,P	MCGUIGAN, CHRISTOPHER ET AL: "Highly Potent and Selective Inhibition of Varicella -Zoster Viru by Bicyclic Furopyrimidine Nucleosides Bearing an Aryl Side Chain" J. MED. CHEM. (2000), 43(26), 4993-4997 , 2000, XP002177283 the whole document -----	1-22

INTERNATIONAL SEARCH REPORT

Information on patent family members

International Application No

PCT/GB 01/01694

Patent document cited in search report	Publication date	Patent family member(s)	Publication date
WO 9849177 A	05-11-1998	AU 7219398 A EP 0980377 A	24-11-1998 23-02-2000
WO 9629336 A	26-09-1996	AU 707196 B AU 5009496 A CA 2215190 A EP 0820461 A JP 11506419 T NZ 303711 A	08-07-1999 08-10-1996 26-09-1996 28-01-1998 08-06-1999 25-02-1999